

TABLE OF CONTENTS

| | | |
|-------------------------------------|-----------------------------------|---------------------------------------|
| ▶ SEASON PREVIEW 2 | ▶ 2014-15 REVIEW 45 | ▶ HISTORY 81 |
| General Information.....2 | 2014-15 Review Notes.....46 | Year-by-Year Results.....82 |
| Schedule.....3 | Season Results.....48 | Coaching Records.....87 |
| Photo Roster.....4 | Season Statistics.....49 | Award Winners.....88 |
| Rosters.....5 | Points, Rebounds, Assists.....50 | Letterwinners.....90 |
| Squad Breakdown.....6 | Game-By-Game Totals.....51 | Roster by Hometown.....91 |
| Season Outlook.....7 | Individual Highs.....52 | All-Time Rosters.....92 |
| | Team Highs and Lows.....53 | All-Time Series History.....94 |
| ▶ PLAYERS 9 | Box Scores.....54 | 1,000-Point Scorers.....98 |
| Gioya Carter.....10-11 | Big 12 In Review.....60 | Lloyd Noble Center.....100 |
| T'ona Edwards.....12-13 | | Sooners in the WNBA.....102 |
| Shaya Kellogg.....14-15 | ▶ RECORDS 61 | |
| Peyton Little.....16-17 | Individual Records.....62 | ▶ MEDIA INFORMATION 103 |
| Maddie Manning.....18-19 | Team Records.....63 | Athletics Communications.....104 |
| Gabbi Ortiz.....20-21 | Single-Game Records.....64 | Athletics Directory.....105 |
| Vionise Pierre-Louis.....22-23 | Single-Season Team Records.....65 | Covering the Sooners.....106 |
| McKenna Treece.....24-25 | Single-Season Leaders.....66 | Sooner Sports TV.....107 |
| Kaylon Williams.....26-27 | Career Records.....67 | Big 12 Conference.....108 |
| LaNesia Williams.....28-29 | Lloyd Noble Center Records.....69 | Big 12 Composite Schedule.....109 |
| Derica Wyatt.....30-31 | Annual Statistics.....70 | Map and Directions.....111 |
| Gileysa Penzo/Ijeoma Odimgbe.....32 | Poll History.....71 | Fast Break Club.....112 |
| | Annual Leaders.....72 | |
| ▶ STAFF 33 | Miscellaneous Records.....73 | |
| Sherri Coale.....34 | Home Openers.....74 | |
| Jan Ross.....37 | Season Openers.....75 | |
| Pam DeCosta.....38 | Big 12 Championship.....77 | |
| Chad Thrailkill.....40 | NCAA Tournament.....78 | |
| Guy Austin.....42 | Final Four Teams.....80 | |
| Brett Frantz.....43 | | |
| Support Staff.....44 | | |
| David L. Boren.....45 | | |
| Joe Castiglione.....46 | | |



MEDIA GUIDE CREDITS

The 2015-16 University of Oklahoma women's basketball media guide was produced in-house by the OU Athletics Communications Office using Adobe InDesign and Adobe Photoshop. The guide was printed by OU Printing Services of Norman and distributed at no cost to the taxpayers of the state of Oklahoma. The University of Oklahoma is an equal opportunity institution. www.ou.edu/eoo (October 2015)

WRITER, EDITOR & DESIGNER

Tyler Pigg

COVER DESIGN

Kelsey Hargens

EDITORIAL CONTRIBUTORS

Madison Huffling, Allison Weiss

PHOTOGRAPHY

Ty Russell, Josh Gateley, Jerry Laizure, Candid Color, Trina Gibbens Photography, NBA Entertainment/Getty Images, Shevaun Williams & Associates, Inc.

GENERAL INFORMATION

► UNIVERSITY INFORMATION

Official Name: University of Oklahoma

Location: Norman, Okla.

Founded: 1890

Enrollment: 30,813

Nickname: Sooners

Colors: Crimson and Cream

Arena: Lloyd Noble Center (11,562)

Affiliation: NCAA Division I

Conference: Big 12

President: David L. Boren

Athletics Director: Joe Castiglione

Faculty Representative: Dr. Kelly Damphousse

Athletics Department Phone: (405) 325-8200

Athletics Ticket Office Phone: (800) 456-4668

Athletics Website: SoonerSports.com

Twitter: @OU_Athletics

► BASKETBALL STAFF

Office Phone: (405) 325-8322

Head Coach: Sherri Coale (Oklahoma Christian '87), 20th season

Overall Record/OU Record: 420-206 (.671); 19 years

Assistant Coach: Jan Ross (Oklahoma Christian, '86); 20th year

Assistant Coach: Pam DeCosta (Metropolitan State '86); seventh year

Assistant Coach: Chad Thrailkill (Southern Nazarene '93); 14th year

Director of Operations: Guy Austin

Strength and Conditioning Coach: Brett Frantz

Video Coordinator: Ethan Burton

Athletics Trainer: Carolynn Loon

Equipment Manager: Ryan Lawrence

Managers: Connor Bedole, Brady Brown, Kirsten McGowan

Administrative Assistant: Kate Gaines

Office Manager: Emily Mattson

► TEAM INFORMATION

2014-15 Record: 21-12

2014-15 Big 12 Record: 13-5 (2nd place)

2015 Big 12 Championship: 1-1

2015 Postseason: Lost 86-76 to Stanford in NCAA second round

Starters Returning/Lost: 4/1

Letterwinners Returning/Lost: 11/3

Newcomers: 1

Percent of Scoring Returning: 86.6

Percent of Rebounding Returning: 85.0

Percent of Assists Returning: 87.3

► BASKETBALL HISTORY

First Year of Basketball: 1974-75

All-Time Record: 744-500 (.598) *

All-Time Big 12 Record: 294-212 (.581)

Big 12 Championship Record: 24-16 (.600)

NCAA Tournament Appearances: 18 (16 consecutive)

NCAA Tournament Record: 31-18 (.633)

NCAA Final Four Appearances: 3 (2002, 2009, 2010)

WNIT Appearances: 3

WNIT Record: 5-3 (.625)

► SOONERS ON SOCIAL MEDIA

Facebook: /OUWomensBasketball

Twitter: @OU_WBBall

Instagram: @ou_wbball

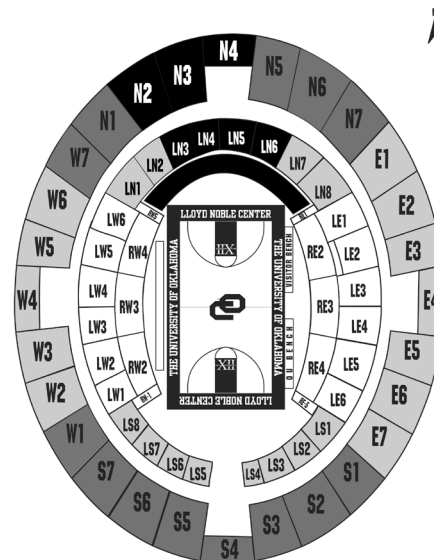
► SOONER SPORTS RADIO NETWORK

Play-by-Play Announcer: Brian Brinkley

Cell Phone: (405) 659-1810

Email: bbrinkley@kfor.com

► LLOYD NOBLE CENTER (11,562)



| DAY | DATE | OPPONENT | SITE | TIME | TV |
|------------------|----------------|---------------------------------------|----------------------|-------------------|--------------|
| Wednesday | Nov. 4 | SOUTHWESTERN OKLA. STATE [EXH] | NORMAN | 7 p.m. | SSTV |
| Friday | Nov. 13 | WINTHROP | NORMAN | 7 p.m. | SSTV |
| Monday | Nov. 16 | NORTH TEXAS | NORMAN | 7 p.m. | SSTV |
| Thursday | Nov. 19 | BYU | NORMAN | 6 p.m. | SSTV |
| Sunday | Nov. 22 | at Bradley | Peoria, Ill. | 2 p.m. | |
| Thursday | Nov. 26 | # vs. Utah | Freeport, Bahamas | 3:15 p.m. | |
| Saturday | Nov. 28 | # vs. Boston College | Freeport, Bahamas | 7 p.m. | |
| Wednesday | Dec. 2 | UALR | NORMAN | 7 p.m. | SSTV |
| Sunday | Dec. 6 | at Washington | Seattle, Wash. | 5:30 p.m. | PAC 12 |
| Wednesday | Dec. 9 | at Tulsa | Tulsa, Okla. | 7 p.m. | |
| Sunday | Dec. 13 | UTSA | NORMAN | 2 p.m. | SSTV |
| Sunday | Dec. 20 | ! vs. Texas A&M | Oklahoma City, Okla. | 4 p.m. | FS1 |
| Wednesday | Dec. 30 | KANSAS | NORMAN | 7 p.m. | SSTV |
| Sunday | Jan. 3 | at Baylor | Waco, Texas | 3:30 p.m. | FS1 |
| Wednesday | Jan. 6 | at TCU | Fort Worth, Texas | 6 p.m. | FSSW+ |
| Sunday | Jan. 10 | KANSAS STATE | NORMAN | 1 p.m. | SSTV |
| Saturday | Jan. 16 | at Oklahoma State | Stillwater, Okla. | 12 p.m. | FSN |
| Wednesday | Jan. 20 | TEXAS TECH | NORMAN | 10:30 a.m. | SSTV |
| Saturday | Jan. 23 | at Texas | Austin, Texas | 11 a.m. | FSN |
| Wednesday | Jan. 27 | WEST VIRGINIA | NORMAN | 7 p.m. | SSTV |
| Saturday | Jan. 30 | at Iowa State | Ames, Iowa | 1 p.m. | FSN |
| Wednesday | Feb. 3 | OKLAHOMA STATE | NORMAN | 7 p.m. | SSTV |
| Saturday | Feb. 6 | TCU | NORMAN | 2 p.m. | SSTV |
| Tuesday | Feb. 9 | at Kansas State | Manhattan, Kansas | 7 p.m. | |
| Sunday | Feb. 14 | TEXAS | NORMAN | 1:30 p.m. | FS1 |
| Wednesday | Feb. 17 | at West Virginia | Morgantown, W. Va. | 6 p.m. | |
| Saturday | Feb. 20 | at Kansas | Lawrence, Kansas | 7 p.m. | ESPN3 |
| Monday | Feb. 22 | BAYLOR | NORMAN | 8 p.m. | ESPN2 |
| Saturday | Feb. 27 | IOWA STATE | NORMAN | 2 p.m. | SSTV |
| Tuesday | March 1 | at Texas Tech | Lubbock, Texas | 6:30 p.m. | |
| Friday-Monday | March 4-7 | § Phillips 66 Big 12 Championships | Oklahoma City, Okla. | TBA | TBA |

All Times Central and subject to change

Junkanoo Jam

! Big 12/SEC Challenge

§ Phillips 66 Big 12 Championships

2016 NCAA TOURNAMENT DATES AND SITES

FIRST/SECOND ROUNDS:

MARCH 18 & 20: Campus Sites (TBD)

MARCH 19 & 21: Campus Sites (TBD)

REGIONALS

March 25-28: Bridgeport, Conn. (Webster Bank Arena), Dallas, Texas (American Airlines Center), Lexington, Ky. (Rupp Arena), Sioux Falls, S.D. (Denny Sanford Premier Center)

FINAL FOUR

April 3 & 5: Indianapolis, Ind. (Bankers Life Fieldhouse)

PHOTO ROSTER



0 VIONISE PIERRE-LOUIS
6-4, So., Center
Lake Worth, Fla.



2 T'ONA EDWARDS
5-5, Jr., Guard
Spencer, Okla.



10 PEYTON LITTLE
5-11, RS-Jr., Guard
Abilene, Texas



11 DERICA WYATT
5-10, Jr., Guard
Brentwood, Tenn.




12 GILEYSA PENZO
5-9, RS-Fr., Guard
San Juan, Puerto Rico



21 GABBI ORTIZ
5-9, So., Guard
Racine, Wis.



22 SHAYA KELLOGG
6-2, Jr., Forward
Ames, Iowa



23 MADDIE MANNING
6-2, RS-Jr., Guard
Ankeny, Iowa



24 IJEOMA ODIMGBE
6-4, Fr., Forward
Savannah, Ga.



25 GIOYA CARTER
5-9, Jr., Guard
Midwest City, Okla.



30 MCKENNA TREECE
6-4, So., Center
St. Peters, Mo.



32 LANESIA WILLIAMS
5-7, So., Guard
Oklahoma City, Okla.



42 KAYLON WILLIAMS
6-3, RS-Sr., Forward
Midwest City, Okla.



SHERRI COALE
Head Coach
20th Year at Oklahoma



JAN ROSS
Assistant Coach
20th Year at Oklahoma



PAM DECASTA
Assistant Coach
Seventh Year at Oklahoma



CHAD THRAILKILL
Assistant Coach
14th Year at Oklahoma



GUY AUSTIN
Director of Operations
10th Year at Oklahoma

► NUMERICAL

| No. | Name | Pos. | Cl. | Ht. | Hometown (Last School) |
|-----|----------------------|------|--------|------|--|
| 0 | Vionise Pierre-Louis | C | So. | 6-4 | Lake Worth, Fla. (Grandview Prep) |
| 2 | T'ona Edwards | G | Jr. | 5-5 | Spencer, Okla. (Northeast Academy) |
| 10 | Peyton Little | G | RS-Jr. | 5-11 | Abilene, Texas (Texas A&M) |
| 11 | Derica Wyatt | G | Jr. | 5-10 | Brentwood, Tenn. (Franklin Road Academy) |
| 12 | Gileysa Penzo | G | RS-Fr. | 5-9 | San Juan, Puerto Rico (Montverde Academy [Fla.]) |
| 21 | Gabbi Ortiz | G | So. | 5-9 | Racine, Wis. (The Prairie School) |
| 22 | Shaya Kellogg | F | Jr. | 6-2 | Ames, Iowa (Ames) |
| 23 | Maddie Manning | G | RS-Jr. | 6-2 | Ankeny, Iowa (Ankeny) |
| 24 | Ijeoma Odimgbe | F | Fr. | 6-4 | Savannah, Ga. (Johnson) |
| 25 | Gioya Carter | G | Jr. | 5-9 | Midwest City, Okla. (Carl Albert) |
| 30 | McKenna Treece | C | So. | 6-4 | St. Peters, Mo. (Incarnate Word [Mo.] Academy) |
| 32 | LaNesia Williams | G | So. | 5-7 | Oklahoma City, Okla. (Northeast Academy) |
| 42 | Kaylon Williams | F | RS-Sr. | 6-3 | Midwest City, Okla. (Midwest City) |

► ALPHABETICAL

| No. | Name | Pos. | Cl. | Ht. | Hometown (Last School) |
|-----|----------------------|------|--------|------|--|
| 25 | Gioya Carter | G | Jr. | 5-9 | Midwest City, Okla. (Carl Albert) |
| 2 | T'ona Edwards | G | Jr. | 5-5 | Spencer, Okla. (Northeast Academy) |
| 22 | Shaya Kellogg | F | Jr. | 6-2 | Ames, Iowa (Ames) |
| 10 | Peyton Little | G | RS-Jr. | 5-11 | Abilene, Texas (Texas A&M) |
| 23 | Maddie Manning | G | RS-Jr. | 6-2 | Ankeny, Iowa (Ankeny) |
| 24 | Ijeoma Odimgbe | F | Fr. | 6-4 | Savannah, Ga. (Johnson) |
| 21 | Gabbi Ortiz | G | So. | 5-9 | Racine, Wis. (The Prairie School) |
| 12 | Gileysa Penzo | G | RS-Fr. | 5-9 | San Juan, Puerto Rico (Montverde Academy [Fla.]) |
| 0 | Vionise Pierre-Louis | C | So. | 6-4 | Lake Worth, Fla. (Grandview Prep) |
| 30 | McKenna Treece | C | So. | 6-4 | St. Peters, Mo. (Incarnate Word [Mo.] Academy) |
| 42 | Kaylon Williams | F | RS-Sr. | 6-3 | Midwest City, Okla. (Midwest City) |
| 32 | LaNesia Williams | G | So. | 5-7 | Oklahoma City, Okla. (Northeast Academy) |
| 11 | Derica Wyatt | G | Jr. | 5-10 | Brentwood, Tenn. (Franklin Road Academy) |

STAFF

Head Coach: Sherri Coale (Oklahoma Christian '87)

Assistant Coaches:

Jan Ross (Oklahoma Christian, '86)

Pam DeCosta (Mesa State, '86)

Chad Thraillkill (Southern Nazarene, '93)

Director of Operations:

Guy Austin

Strength and Conditioning Coach:

Brett Frantz

Video Coordinator:

Ethan Burton

Athletics Trainer:Carolynn Loon

PRONUNCIATION GUIDE

Gioya Carter – JOY-uh

T'ona Edwards – TEE-on-uh

Shaya Kellogg – SHAY-uh

Ijeoma Odimgbe – e-JO-muh o-DIM-way

Gileysa Penzo - jill-LAY-suh

Vionise Pierre-Louis – vee-uh-NEECE

LaNesia Williams – la-NEE-see-uh

Kaylon Williams – KAY-luhn

Derica Wyatt – DARE-eh-kuh

ROSTER BREAKDOWN

| STARTERS RETURNING (4) | NO. | HT | CL | POS | GP-GS | PPG | RPG | APG | MPG |
|------------------------|-----|------|--------|-----|-------|------|-----|-----|------|
| Gioya Carter | 25 | 5-9 | Jr. | G | 33-26 | 9.9 | 3.4 | 1.9 | 21.5 |
| Peyton Little | 10 | 5-11 | RS-Jr. | G | 33-31 | 12.6 | 3.2 | 1.8 | 30.6 |
| Gabbi Ortiz | 21 | 5-9 | So. | G | 33-33 | 8.2 | 3.7 | 3.5 | 32.3 |
| Kaylon Williams | 42 | 6-3 | RS-Sr. | F | 32-32 | 12.2 | 6.6 | 1.3 | 23.3 |

| OTHERS RETURNING (8) | NO. | HT | CL | POS | GP-GS | PPG | RPG | APG | MPG |
|----------------------|-----|------|--------|-----|-------|-------------------------------|-----|------|------|
| T'ona Edwards | 2 | 5-5 | Jr. | G | 32-0 | 1.4 | 1.1 | 1.1 | 8.3 |
| Shaya Kellogg | 22 | 6-2 | Jr. | F | 6-0 | 0.3 | 0.8 | 0.1 | 2.7 |
| Maddie Manning | 23 | 6-2 | RS-Jr. | G | 31-0 | 4.7 | 2.2 | 1.0 | 13.9 |
| Gileysa Penzo % | 12 | 5-9 | RS-Fr. | G | | -- DID NOT PLAY (REDSHIRT) -- | | | |
| Vionise Pierre-Louis | 0 | 6-4 | So. | C | 31-1 | 4.0 | 3.4 | 0.7* | 10.4 |
| McKenna Treece | 30 | 6-4 | So. | C | 29-0 | 3.3 | 1.9 | 0.5 | 3.3 |
| LaNesia Williams | 32 | 5-7 | So. | G | 31-6 | 3.5 | 1.3 | 0.9 | 12.5 |
| Derica Wyatt | 11 | 5-10 | Jr. | G | 25-0 | 2.9 | 0.9 | 0.5 | 10.0 |

| PLAYERS LOST (3) | NO. | HT | CL | POS | GP-GS | PPG | RPG | APG | MPG |
|-----------------------|-----|------|-----|-----|-------|-----|-----|-----|------|
| Sharane Campbell-Olds | 24 | 5-10 | Sr. | G | 33-33 | 9.6 | 5.7 | 1.8 | 26.9 |
| Nicole Kornet | 1 | 6-1 | Jr. | G | 31-2 | 4.5 | 1.9 | 0.3 | 11.9 |
| Whitney Ritchie | 13 | 5-8 | Sr. | G | 12-1 | 1.0 | 0.2 | 0.1 | 2.7 |

| NEWCOMERS (1) | NO. | HT | CL | POS | GP-GS | PPG | RPG | APG | MPG |
|----------------|-----|-----|-----|-----|-------|-----|-----|-----|-----|
| Ijeoma Odimgbe | 24 | 6-4 | Fr. | F | | | | | |

* Blocked shots per game

% Redshirted the 2014-15 season

BY CLASS:

Seniors: Kaylon Williams (RS)

Juniors: Gioya Carter, T'ona Edwards, Shaya Kellogg, Peyton Little (RS), Maddie Manning (RS), Derica Wyatt

Sophomores: Gabbi Ortiz, Vionise Pierre-Louis, McKenna Treece, LaNesia Williams

Freshmen: Gileysa Penzo (RS), Ijeoma Odimgbe

BY STATE/COUNTRY:

Florida: Vionise Pierre-Louis (Lake Worth)

Georgia: Ijeoma Odimgbe (Savannah)

Iowa: Shaya Kellogg (Ames), Maddie Manning (Ankeny)

Missouri: McKenna Treece (St. Peters)

Oklahoma: Gioya Carter (Midwest City), T'ona Edwards (Spencer), Kaylon Williams (Midwest City), LaNesia Williams (Oklahoma City)

Puerto Rico: Gileysa Penzo (San Juan)

Tennessee: Derica Wyatt (Brentwood)

Texas: Peyton Little (Abilene)

Wisconsin: Gabbi Ortiz (Racine)



YOUNG NO MORE

Once the youngest team in the NCAA Tournament, now the Sooners are one of the most experienced squads in the nation

Last season, Oklahoma battled a tough non-conference slate, got off to a hot start in the Big 12 play and knocked off two top-5 teams to earn a second-place finish in the league. At the end of the year, the Sooners made their 16th straight NCAA Tournament as the youngest team in the postseason.

OU's 11 returners now have a full year under their belt as the Sooners bring back over 75 percent of their scoring, rebounds and assists from last season's squad. The goals remain the same for head coach **Sherri Coale**: win the Big 12, make the NCAA Tournament and advance to the Final Four.

With maybe her most experienced team in recent memory, Coale has the opportunity to send the Sooners to the NCAA Tournament for the 17th straight season. Now expectations and optimism collide.

"It's so fun to watch teams grow. These guys were so young last year and growing so fast that their skin hardly fit them," said Coale, who is 420-206 in her 19 seasons at OU. "It was crazy to watch them improve right before our very own eyes. In the summer, it was nice to see them settle in and have a bit of confidence about them."

OU has the benefit of returning four starters from last year's 21-12 team, including Big 12 Newcomer of the Year **Peyton Little** and Big 12 Freshman of the Year **Gabbi Ortiz**. The Sooners also return the veteran leadership of senior forward **Kaylon Williams**, who averaged 12.2 points per game along with a team-high 6.6 rebounds per game. Add in junior guard **Gioya Carter**, whose magnificent play early against league foes sparked the Sooners' 7-0 start to their conference slate, and you've got a team loaded with experience.

The Sooners' backcourt figures to be one of the club's strengths. With all but two guards returning from last year's team, the depth that OU displayed a year ago will be even more experienced during the 2015-16 season.

Ortiz, a Preseason All-Big 12 selection, will lead the charge after starting all 33 games as a freshman. The 5-9 Racine, Wis., product averaged 32.6 minutes per contest while leading the Sooners with 3.6 assists per game. Throw in Little, OU's leading scorer a year ago, along with the sharp-shooting Carter who caught fire in Big 12 play by scoring in double figures 10 times and the Sooners have one of the league's most talented guard combinations.

Redshirt junior **Maddie Manning**, back for her second full year after two knee surgeries, seems poised for a breakout year. Paired with long-range threat **Derica Wyatt**, reliable point guard **T'ona Edwards** and Oklahoma City, Okla., product **LaNesia Williams**, OU has plenty of options.

The veteran presence of Kaylon Williams in the backcourt solidifies OU in the post. Coming off her best year at OU, Williams led the Big 12 with a .596 field goal percentage and was 11th in the conference with a 12.2 scoring average. In her final campaign, Williams looks to play an even bigger role for the Sooners.

Sophomore forwards **Vionise Pierre-Louis** and **McKenna Treece** along with junior forward Shaya Kellogg look to take another step forward. Pierre-Louis saved some of her best basketball for down the stretch in the postseason, while Treece showed flashes of productivity throughout the year. The duo looks to make a more consistent impact in year two at OU. Kellogg provides depth off the bench and will serve as a captain.

The Sooners will also get their first look at redshirt freshman guard **Gileysa Penzo**, who missed all of last year with a knee injury. A combo guard from San Juan, Puerto Rico, Penzo gives OU the ability to play her off the ball as well at the point if needed. Highly-touted freshman forward **Ijeoma Odimgbe** is the lone newcomer to the program. Odimgbe, who prefers to go by "EJ," impressed plenty of times during summer workouts.

The Sooners will be tested early and often. But if there's a group that seems ready for the challenge, it's this experience-laden OU squad.

QUOTING COALE

Q: How did you feel your team progressed during summer practice and where did you see the most improvement?

A: "I love the summer access, especially for incoming kids because you get an opportunity to get to know them where they are most comfortable, which is the gym with the ball in their hands. It's also a really unique learning environment because you get to remove all of those expectations. In the summer, we try to get our kids to fail fast and play free. It's been really good; I love it because of the access and the quality time we get to teach."

Q: Your team was one of the youngest in the nation a year ago. Was it fun to watch them grow throughout the season?

A: "It's so fun to watch teams grow. These guys were so young last year and growing so fast that their skin hardly fit them. It was crazy to watch them improve right before our very own eyes. In the summer, it was nice to see them settle in and have a bit of confidence about them. Vivi (Vionise Pierre-Louis) had a terrific summer the way she handled herself and communicated with her teammates, it was a new level she was on. I saw a big change in Gioya Carter in the way she saw herself with her team; the role she saw with her teammates. T'ona Edwards grew by leaps and bound. Gabbi Ortiz was gone with USA Basketball and she had to be our point guard the entire summer. The way (Edwards) took on the responsibility and the way she worked was great to see. All of our players were very intentional about where they wanted to grow in their game."

Q: What was your challenge to Peyton Little this summer?

A: "Peyton's presence (last season) was immediate, it was strong and it lasted. That's really rare. That's also why she won Big 12 Newcomer of the Year but I really think she's just touched the surface of what she's going to be capable of doing for us. She scored in bunches and is an opportunistic player. What I think you will see as she grows and matures as a player is her ability to make the people around her better."

Q: How much pride do you have when you see the success Gabbi Ortiz had with Team USA at the FIBA U19 World Championships?

A: "Any time you play international basketball and you represent your country and put on that jersey that says 'USA', you can't help but grow. Gabbi has excelled in that environment. Her three coaches couldn't say enough about her this summer, which didn't surprise me because there hasn't been a more coachable kid than Gabbi. What I've observed from all of our players who have participated (internationally) there's just a little extra something in everything they do and that's from being at that elite level. She can bring that back to our gym and it will be fun to see how Gabbi infuses that with her teammates."



Q: The Lloyd Noble Center will be getting some upgrades when it comes to strength and performance in the next few years. How excited are you for that?

A: "Facilities are essential, there's no doubt about it. They speak to your commitment to the development of student-athletes. When you're out recruiting, talk to parents, that's what you wanted them to know - that the University of Oklahoma is committed to being successful. At the end of the day, it is a facility. It has to have life breathed into it by professionals who know what they're doing. I think that's where we have the edge. We have great facilities with amazing people manning them."

Q: Has the announcement of the 2016 Women's Basketball Hall of Fame Class set in yet?

A: "It's still surreal. Honestly, I haven't had a single conversation yet in which I thought this was really happening. I'm waiting for someone to go, 'just kidding.' What it does, it validates people that I've been surrounded by with this program. From Marita Hynes to Phylesha Whaley to Jan Ross, Pam Decosta and Chad Thrailkill. It's a group. Basketball is a team sport and coaching is a journey that you only go down with people locked arm and arm with you. I've been so fortunate to be surrounded by great people at the administrative level, my coaching staff and of course our players. I told each one who texted me and told them that this doesn't happen if you don't score, you don't rebound, you don't defend. They are the ones that should be recognized. I'm honored and I'm obviously thrilled, and I'm still a little bit in shock of the whole thing."



THE PLAYERS



25

JUNIOR
GUARD

5-9

MIDWEST CITY, OKLA.

CARL ALBERT HS

► 2014-15 (SOPHOMORE)

All-Big 12 Second Team honoree ... Played in all 33 games for the Sooners, getting the starting nod 26 times ... Averaged 9.9 points, 3.4 rebounds and 1.9 assists in 21.5 minutes per game ... Shot .400 from the field (112-for-280) and .793 from the free throw line (73-for-92) ... Registered double-figure points on 14 occasions, including in 10 Big 12 contests ... Led the team in points in six games ... Scored a career-high 24 points twice (against West Virginia on Jan. 4 and at TCU on Jan. 17) ... Grabbed a career-high nine rebounds versus Texas Tech on Jan. 24 ... Was perfect from the charity stripe in 16 contests ... Finished the season not missing a free throw in the final seven games, hitting 18-for-18.

► 2013-14 (FRESHMAN)

Started 18 of 33 games played ... Averaged 5.6 points, 3.2 rebounds and 1.6 assists ... Scored 7.0 points per game as a starter ... Scored in double digits six times ... Was at her best against OU's toughest opponents with career-high 12 points versus Louisville (Nov. 17), Baylor (Feb. 3) and West Virginia (Feb. 13).

► HIGH SCHOOL

Averaged 18.3 points and 7.4 rebounds as a senior, helping Carl Albert High School reach their ninth consecutive state tournament and Class 5A semifinals ... Averaged 13.1 points as a junior for Carl Albert High School, leading the Titans to the Oklahoma state tournament semifinals in 2012 ... Class 5A All-State First Team (2012, 2013) and All-Tournament Team member (2012, 2013) ... The Oklahoman's Super Five Player of the Year (2013) ... The Oklahoman's Big All-City Player of the Year (2013).

► PERSONAL

Daughter of Tana and Harry Carter ... Born in Oklahoma City ... has older siblings, brothers Felipa and Madison and sister Malaysha ... Plans to study physical therapy.



▶ CARTER'S CAREER HIGHS

| | |
|-----------------------------|---|
| Points | 24, twice, last at TCU (1/17/15) |
| Field Goals | 8, twice, last at TCU (1/17/15) |
| Field Goal Attempts | 17 vs. West Virginia (1/4/15) |
| 3-Point Field Goals | 6 at TCU (1/17/15) |
| 3-Point Field Goal Attempts | 8 at TCU (1/17/15) |
| Free Throws Made | 9 vs. Maryland-Eastern Shore (12/15/13) |
| Free Throw Attempts | 9, three times, last vs. Texas Tech (1/24/15) |
| Rebounds | 9 vs. Texas Tech (1/24/15) |
| Assists | 6, twice, last vs. Bradley (11/21/14) |
| Blocked Shots | 3 vs. Sacramento State (12/2/11) |
| Steals | 4 vs. Stanford (3/23/11) |
| Minutes Played | 39 at Iowa State (2/5/14) |

▶ CARTER'S CAREER STATS

| Year | G-GS | MP-Avg. | FG-A | Pct. | 3G-A | Pct. | FT-A | Pct. | Off-Def-Tot | Avg. | PF-D | A | TO | B | S | TP | Avg. |
|---------------|--------------|------------------|----------------|-------------|---------------|-------------|----------------|-------------|-------------------|------------|---------------|------------|------------|-----------|-----------|------------|------------|
| 2013-14 | 33-18 | 722-21.9 | 65-178 | .365 | 7-35 | .200 | 49-77 | .636 | 26-79-105 | 3.2 | 104-10 | 53 | 66 | 6 | 32 | 186 | 5.6 |
| 2014-15 | 33-26 | 709-21.5 | 112-280 | .400 | 30-75 | .400 | 73-92 | .793 | 26-82-112 | 3.4 | 113-11 | 62 | 66 | 9 | 27 | 327 | 9.9 |
| Career | 66-44 | 1431-21.7 | 117-458 | .386 | 37-110 | .336 | 122-169 | .721 | 52-161-217 | 3.3 | 217-21 | 115 | 132 | 15 | 59 | 513 | 7.8 |

▶ CARTER'S 2014-15 GAME-BY-GAME STATS

| DATE | OPPONENT | GS | MP | FG | 3FG | FT | O-D-T | PF | A | TO | B | S | TP |
|----------|-------------------|----|----|------|-----|-----|-------|----|---|----|---|---|----|
| Nov. 14 | Washington | * | 13 | 2-5 | 0-1 | 1-2 | 0-2-2 | 4 | 0 | 0 | 1 | 0 | 5 |
| Nov. 18 | Lamar | * | 9 | 0-3 | 0-1 | 0-0 | 0-1-1 | 2 | 2 | 3 | 0 | 0 | 0 |
| Nov. 21 | Bradley | * | 14 | 4-7 | 0-0 | 1-1 | 0-3-3 | 4 | 6 | 1 | 0 | 2 | 9 |
| Nov. 27 | vs. USF | * | 16 | 2-8 | 1-2 | 2-4 | 0-4-4 | 5 | 0 | 3 | 0 | 3 | 7 |
| Nov. 28 | vs. Kentucky | | 13 | 1-4 | 0-0 | 0-0 | 2-1-3 | 5 | 1 | 1 | 0 | 0 | 2 |
| Nov. 29 | vs. Illinois | | 16 | 1-2 | 0-0 | 1-3 | 1-2-3 | 4 | 4 | 4 | 0 | 0 | 3 |
| Dec. 7 | at North Texas | | 11 | 1-1 | 0-0 | 4-4 | 0-4-4 | 2 | 1 | 3 | 2 | 0 | 6 |
| Dec. 14 | at UALR | | 8 | 0-3 | 0-0 | 1-2 | 0-1-1 | 0 | 1 | 0 | 0 | 0 | 1 |
| Dec. 17 | at Duke (13) | | 11 | 3-4 | 0-0 | 4-6 | 0-0-0 | 2 | 2 | 1 | 0 | 3 | 10 |
| Dec. 21 | vs. Arkansas | | 17 | 3-7 | 0-0 | 3-4 | 1-1-2 | 5 | 0 | 1 | 0 | 2 | 9 |
| Dec. 30 | Yale | * | 27 | 7-10 | 1-1 | 2-2 | 2-4-6 | 3 | 4 | 3 | 0 | 2 | 17 |
| Jan. 4 | West Virginia | * | 35 | 8-17 | 2-3 | 6-9 | 1-7-8 | 4 | 3 | 6 | 0 | 0 | 24 |
| Jan. 7 | at Kansas | * | 33 | 7-13 | 3-4 | 2-2 | 3-4-7 | 1 | 1 | 3 | 0 | 0 | 19 |
| Jan. 10 | at Texas Tech | * | 19 | 3-8 | 0-1 | 2-4 | 2-3-5 | 4 | 3 | 3 | 0 | 0 | 8 |
| Jan. 14 | Texas (5) | * | 9 | 4-6 | 2-2 | 1-2 | 0-1-1 | 5 | 0 | 0 | 1 | 0 | 11 |
| Jan. 17 | at TCU | * | 35 | 7-11 | 6-8 | 4-4 | 1-4-5 | 4 | 5 | 4 | 0 | 2 | 24 |
| Jan. 19 | Oklahoma State | * | 24 | 8-13 | 0-3 | 2-2 | 2-0-2 | 2 | 1 | 1 | 0 | 2 | 18 |
| Jan. 24 | Texas Tech | * | 27 | 7-14 | 2-5 | 6-9 | 0-9-9 | 3 | 1 | 2 | 1 | 0 | 22 |
| Jan. 29 | at Texas (14) | * | 39 | 5-15 | 2-4 | 4-4 | 0-4-4 | 5 | 0 | 2 | 0 | 0 | 16 |
| Feb. 1 | at West Virginia | * | 23 | 1-8 | 0-2 | 5-6 | 0-2-2 | 5 | 3 | 2 | 0 | 0 | 7 |
| Feb. 4 | Iowa State | * | 32 | 4-14 | 1-5 | 1-1 | 1-7-8 | 1 | 2 | 2 | 1 | 0 | 10 |
| Feb. 7 | Kansas State | * | 27 | 2-8 | 1-1 | 0-0 | 1-5-6 | 2 | 5 | 1 | 1 | 0 | 5 |
| Feb. 11 | at Baylor (3) | * | 18 | 2-12 | 1-5 | 3-3 | 2-0-2 | 5 | 0 | 0 | 0 | 2 | 8 |
| Feb. 14 | TCU | * | 16 | 3-7 | 1-2 | 0-0 | 1-2-3 | 4 | 1 | 2 | 0 | 0 | 7 |
| Feb. 17 | at Iowa State | * | 32 | 2-6 | 1-1 | 0-0 | 1-3-4 | 4 | 2 | 1 | 0 | 0 | 5 |
| Feb. 21 | at Kansas State | * | 27 | 3-7 | 0-1 | 0-0 | 0-1-1 | 5 | 3 | 6 | 1 | 3 | 6 |
| Feb. 25 | Baylor (3) | * | 35 | 3-8 | 0-3 | 6-6 | 0-5-5 | 1 | 4 | 2 | 0 | 1 | 12 |
| Feb. 28 | Kansas | | 15 | 0-6 | 0-3 | 2-2 | 1-0-1 | 1 | 0 | 1 | 0 | 0 | 2 |
| March 2 | at Oklahoma State | * | 20 | 5-14 | 1-3 | 1-1 | 0-1-1 | 2 | 0 | 2 | 1 | 0 | 5 |
| March 7 | vs. West Virginia | * | 21 | 1-5 | 0-2 | 3-3 | 0-1-1 | 2 | 0 | 2 | 1 | 0 | 5 |
| March 8 | vs. Texas | * | 24 | 3-9 | 3-5 | 2-2 | 1-2-3 | 5 | 0 | 2 | 0 | 1 | 11 |
| March 21 | vs. Quinnipiac | * | 15 | 2-7 | 0-2 | 2-2 | 3-1-4 | 4 | 5 | 0 | 0 | 0 | 6 |
| March 23 | vs. Stanford (17) | * | 32 | 8-18 | 2-5 | 2-2 | 0-1-1 | 5 | 1 | 1 | 0 | 4 | 20 |



2

JUNIOR
GUARD

5-5

SPENCER, OKLA.
NORTHEAST ACADEMY

► 2014-15 (SOPHOMORE)

A second-team Academic All-Big 12 honoree ... Played in 32 of 33 games for OU, averaging 8.3 minutes per game off the bench ... Averaged 1.4 points, 1.1 rebounds and 1.1 assists per contests ... Shot .372 from the field and .667 from the free throw line ... Recorded a season-high eight points against West Virginia (Jan. 4) ... Passed out a season-high four assists in three different games ... Posted seven points in each game of the NCAA Tournament versus Quinnipiac and against Stanford ... Sank 3-pointer against Quinnipiac in the first round of the NCAA Tournament (March 21) ... Hit second 3-pointer of the year in the NCAA Tournament versus Stanford (March 23).

► 2013-14 (FRESHMAN)

Played in all 33 games ... Averaged 1.4 points, 1.7 rebounds and 1.7 assists in 10.6 minutes per outing ... Shot 32 percent from the field and 67 percent on free throws ... Had a perfect shooting day in a home win over Oklahoma State (Feb. 1) with eight points (2-2 FG, 4-4 FT) in 13 minutes ... Followed with season-high nine points and six rebounds against Baylor (Feb. 3) ... Scored eight points and dished 12 assists in an exhibition win versus Cameron (Nov. 2), making the start at point guard after injuries sidelined Morgan Hook and Maddie Manning.

► HIGH SCHOOL

Averaged 16.7 points, seven rebounds, six assists and four steals to lead the Northeast Academy Vikings to a 30-0 record and state championship in 2013 ... Named The Oklahoman's Little All-City Girls' Basketball Player of the Year ... Oklahoma Girls Basketball Coaches Association All-State Small East Team member.

► PERSONAL

Daughter of Markita and Al Edwards ... Born in Midwest City, Okla. ... Four siblings include older brother Brandon, older sister Essence and younger brothers Marquis and Jaylen.



► EDWARDS' CAREER HIGHS

| | |
|-----------------------------|--|
| Points | 9, vs. Baylor (2/13/14) |
| Field Goals | 4, twice, last vs. West Virginia (1/4/15) |
| Field Goal Attempts | 6, three times, last vs. Texas Tech (3/3/14) |
| 3-Point Field Goals | 1, three times, last vs. Stanford (3/23/15) |
| 3-Point Field Goal Attempts | 2, twice, last vs. Texas Tech (3/3/14) |
| Free Throws Made | 4, vs. Oklahoma State (2/1/14) |
| Free Throw Attempts | 6 at Oklahoma State (3/2/15) |
| Rebounds | 6, twice, last vs. Texas Tech (3/3/14) |
| Assists | 8, vs. UT-Arlington (11/20/13) |
| Blocked Shots | 1, vs. Bradley (11/21/14) |
| Steals | 3, vs. West Virginia (1/4/15) |
| Minutes Played | 24, vs. Baylor (2/3/14) |

► EDWARDS' CAREER STATS

| Year | G-GS | MP-Avg. | FG-A | Pct. | 3G-A | Pct. | FT-A | Pct. | Off-Def-Tot | Avg. | PF-D | A | TO | B | S | TP | Avg. |
|---------------|-------------|----------------|--------------|-------------|-------------|-------------|--------------|-------------|-----------------|------------|-------------|-----------|-----------|----------|-----------|-----------|------------|
| 2013-14 | 33-0 | 349-10.6 | 16-50 | .320 | 1-11 | .091 | 14-21 | .667 | 15-41-56 | 1.7 | 41-1 | 57 | 42 | 0 | 18 | 47 | 1.4 |
| 2014-15 | 32-0 | 265-8.3 | 16-43 | .372 | 2-11 | .182 | 10-15 | .667 | 9-26-35 | 1.1 | 30-0 | 35 | 24 | 1 | 17 | 44 | 1.4 |
| Career | 65-0 | 614-9.4 | 32-93 | .344 | 3-22 | .136 | 24-36 | .667 | 24-67-91 | 1.4 | 71-1 | 92 | 66 | 1 | 35 | 91 | 1.4 |

► EDWARDS' 2014-15 GAME-BY-GAME STATS

| DATE | OPPONENT | GS | MP | FG | 3FG | FT | O-D-T | PF | A | TO | B | S | TP |
|----------|-------------------|----|-----|-----|-----|-------|-------|----|---|----|---|---|----|
| Nov. 14 | Washington | 6 | 0-0 | 0-0 | 0-0 | 0-0 | 0-0-0 | 0 | 1 | 0 | 0 | 2 | 0 |
| Nov. 18 | Lamar | 12 | 0-1 | 0-0 | 2-2 | 0-1-1 | 2 | 2 | 2 | 0 | 0 | 0 | 2 |
| Nov. 21 | Bradley | 16 | 1-3 | 0-1 | 0-0 | 0-3-3 | 2 | 2 | 4 | 1 | 0 | 0 | 2 |
| Nov. 27 | vs. USF | 8 | 0-0 | 0-0 | 0-0 | 1-0-1 | 3 | 1 | 0 | 0 | 0 | 0 | 0 |
| Nov. 28 | vs. Kentucky | 3 | 0-2 | 0-1 | 2-2 | 0-0-0 | 2 | 0 | 0 | 0 | 0 | 0 | 2 |
| Nov. 29 | vs. Illinois | 3 | 0-1 | 0-0 | 0-0 | 0-0-0 | 0 | 1 | 1 | 0 | 0 | 0 | 0 |
| Dec. 7 | at North Texas | 2 | 0-1 | 0-1 | 0-0 | 0-0-0 | 0 | 0 | 0 | 0 | 0 | 1 | |
| Dec. 14 | at UALR | 14 | 1-2 | 0-0 | 0-1 | 1-3-4 | 0 | 1 | 1 | 0 | 1 | 1 | 2 |
| Dec. 17 | at Duke (13) | 1 | 0-0 | 0-0 | 0-0 | 0-0-0 | 1 | 0 | 0 | 0 | 0 | 0 | 0 |
| Dec. 21 | vs. Arkansas | | | | | DNP | | | | | | | |
| Dec. 30 | Yale | 10 | 0-0 | 0-0 | 0-0 | 1-0-1 | 1 | 0 | 0 | 0 | 0 | 0 | 0 |
| Jan. 4 | West Virginia | 17 | 4-5 | 0-1 | 0-0 | 0-0-0 | 2 | 1 | 2 | 0 | 0 | 3 | 8 |
| Jan. 7 | at Kansas | 10 | 0-1 | 0-0 | 0-0 | 0-3-3 | 1 | 0 | 0 | 0 | 0 | 0 | 0 |
| Jan. 10 | at Texas Tech | 9 | 1-2 | 0-0 | 0-0 | 1-1-2 | 1 | 0 | 0 | 0 | 0 | 0 | 2 |
| Jan. 14 | Texas (5) | 3 | 0-1 | 0-1 | 0-0 | 0-0-0 | 0 | 0 | 0 | 0 | 0 | 0 | 0 |
| Jan. 17 | at TCU | 11 | 1-1 | 0-0 | 0-0 | 0-2-2 | 1 | 2 | 3 | 0 | 0 | 0 | 2 |
| Jan. 19 | Oklahoma State | 19 | 0-4 | 0-1 | 0-0 | 0-0-0 | 1 | 3 | 0 | 0 | 0 | 1 | 0 |
| Jan. 24 | Texas Tech | 8 | 0-2 | 0-1 | 0-0 | 0-0-0 | 0 | 1 | 1 | 0 | 0 | 1 | 0 |
| Jan. 29 | at Texas (14) | 8 | 0-0 | 0-0 | 1-2 | 0-0-0 | 2 | 2 | 1 | 0 | 0 | 2 | 1 |
| Feb. 1 | at West Virginia | 3 | 0-0 | 0-0 | 0-0 | 0-0-0 | 1 | 0 | 0 | 0 | 0 | 0 | 0 |
| Feb. 4 | Iowa State | 10 | 0-1 | 0-1 | 0-0 | 0-3-3 | 1 | 1 | 0 | 0 | 0 | 0 | 0 |
| Feb. 7 | Kansas State | 3 | 0-1 | 0-0 | 0-0 | 1-0-1 | 0 | 1 | 1 | 0 | 0 | 0 | 0 |
| Feb. 11 | at Baylor (3) | 4 | 0-0 | 0-0 | 0-0 | 0-0-0 | 0 | 0 | 0 | 0 | 0 | 1 | 0 |
| Feb. 14 | TCU | 13 | 2-5 | 0-1 | 0-0 | 2-0-2 | 2 | 4 | 0 | 0 | 0 | 1 | 4 |
| Feb. 17 | at Iowa State | 4 | 0-1 | 0-0 | 0-0 | 0-1-1 | 0 | 1 | 0 | 0 | 0 | 1 | 0 |
| Feb. 21 | at Kansas State | 4 | 0-0 | 0-0 | 0-0 | 0-1-1 | 0 | 2 | 0 | 0 | 0 | 1 | 0 |
| Feb. 25 | Baylor (3) | 6 | 0-0 | 0-0 | 0-0 | 1-0-1 | 0 | 0 | 0 | 0 | 0 | 1 | 0 |
| Feb. 28 | Kansas | 3 | 0-0 | 0-0 | 0-0 | 0-0-0 | 1 | 0 | 1 | 0 | 0 | 0 | 0 |
| March 2 | Oklahoma State | 10 | 1-1 | 0-0 | 3-6 | 1-3-4 | 0 | 1 | 1 | 0 | 0 | 1 | 5 |
| March 7 | vs. West Virginia | 4 | 0-1 | 0-0 | 0-0 | 0-0-0 | 0 | 0 | 0 | 0 | 0 | 0 | 0 |
| March 8 | vs. Texas | 1 | 0-0 | 0-0 | 0-0 | 0-0-0 | 0 | 0 | 0 | 0 | 0 | 0 | 0 |
| March 21 | vs. Quinnipiac | 17 | 2-3 | 1-1 | 2-2 | 0-2-2 | 3 | 4 | 2 | 0 | 0 | 1 | 7 |
| March 23 | vs. Stanford | 9 | 3-3 | 1-1 | 0-0 | 0-0-0 | 2 | 0 | 0 | 0 | 0 | 0 | 7 |



22

JUNIOR
FORWARD
6-2
AMES, IOWA
AMES HIGH SCHOOL

► 2014-15 (SOPHOMORE)

Played in six games, averaging 2.7 minutes per contest off the bench . . . Averaged 0.3 points and 0.8 rebounds per contest . . . Grabbed five rebounds on the year and scored two points . . . Hit 2-of-2 free throws against TCU on Feb. 14 . . . Brought down a season-high two rebounds against Quinnipiac in the first round of the NCAA Tournament on March 21.

► 2013-14 (FRESHMAN)

Appeared in 23 of 33 games . . . Averaged 1.2 points and 1.7 rebounds.

► HIGH SCHOOL

Averaged 12.7 points and 7.3 rebounds as a senior to lead Ames High School to a 16-8 record, share of the CIML North Division title and a regional championship appearance . . . Averaged 12.1 points and 8.0 rebounds as a junior to lead the Little Cyclones to Iowa's Class 4A State Quarterfinals in 2012 . . . Rated 26th overall forward by ESPN HoopGurlz . . . Iowa Newspaper Association All-State First Team (2013) . . . Iowa Girls' Coaches Association All-State First Team (2013) . . . Iowa Newspaper Association All-State Second Team (2012) . . . No. 26 Forward (ESPN HoopGurlz).

► PERSONAL

Daughter of Sara and Japannah Kellogg . . . Born in Marshall, Minn. . . Has an older sister, Kiannah, and younger brother, Japannah III . . . Plans to study for a career in education.



► KELLOGG'S CAREER HIGHS

| | |
|-----------------------------|--|
| Points | 5, twice, last at Fairfield (12/18/13) |
| Field Goals | 2, at Fairfield (12/18/13) |
| Field Goal Attempts | 3, Stetson (11/8/13) |
| 3-Point Field Goals | 1, at Fairfield (12/18/13) |
| 3-Point Field Goal Attempts | 1, six times, last at North Texas (12/17/14) |
| Free Throws Made | 3, UMES (12/15/13) |
| Free Throw Attempts | 5, Baylor (2/3/14) |
| Rebounds | 7, UT Arlington (11/20/13) |
| Assists | 1, twice, last vs. TCU (2/1/15) |
| Blocked Shots | 1, twice, last vs. Creighton (12/1/13) |
| Steals | 1, four times, last at Fairfield (12/18/13) |
| Minutes Played | 16, twice, last vs. UMES (12/5/13) |

► KELLOGG'S CAREER STATS

| Year | G-GS | MP-Avg. | FG-A | Pct. | 3G-A | Pct. | FT-A | Pct. | Off-Def-Tot | Avg. | PF-D | A | TO | B | S | TP | Avg. |
|---------------|-------------|----------------|-------------|-------------|------------|-------------|--------------|-------------|-----------------|------------|-------------|----------|----------|----------|----------|-----------|------------|
| 2013-14 | 23-0 | 164-7.1 | 7-19 | .368 | 2-8 | .250 | 12-21 | .571 | 13-27-40 | 1.7 | 15-0 | 1 | 4 | 2 | 4 | 28 | 1.2 |
| 2014-15 | 6-0 | 16-2.7 | 0-1 | .000 | 0-1 | .000 | 2-2 | 1.000 | 1-4-5 | 0.8 | 1-0 | 1 | 2 | 0 | 1 | 2 | 0.3 |
| Career | 29-0 | 180-6.2 | 7-20 | .350 | 2-9 | .222 | 14-23 | .609 | 14-31-45 | 1.6 | 16-0 | 2 | 6 | 2 | 5 | 30 | 1.1 |

► KELLOGG'S 2014-15 GAME-BY-GAME STATS

| DATE | OPPONENT | GS | MP | FG | 3FG | FT | O-D-T | PF | A | TO | B | S | TP |
|----------|-------------------|----|----|-----|-----|-----|-------|----|---|----|---|---|----|
| Nov. 14 | Washington | | | | | | DNP | | | | | | |
| Nov. 18 | Lamar | | | | | | DNP | | | | | | |
| Nov. 21 | Bradley | | | | | | DNP | | | | | | |
| Nov. 27 | vs. USF | | | | | | DNP | | | | | | |
| Nov. 28 | vs. Kentucky | | | | | | DNP | | | | | | |
| Nov. 29 | vs. Illinois | | | | | | DNP | | | | | | |
| Dec. 7 | at North Texas | | 2 | 0-1 | 0-1 | 0-0 | 0-0-0 | 0 | 0 | 0 | 0 | 1 | 0 |
| Dec. 14 | at UALR | | | | | | DNP | | | | | | |
| Dec. 17 | at Duke (13) | | | | | | DNP | | | | | | |
| Dec. 21 | vs. Arkansas | | | | | | DNP | | | | | | |
| Dec. 30 | Yale | | | | | | DNP | | | | | | |
| Jan. 4 | West Virginia | | | | | | DNP | | | | | | |
| Jan. 7 | at Kansas | | | | | | DNP | | | | | | |
| Jan. 10 | at Texas Tech | | 2 | 0-0 | 0-0 | 0-0 | 0-0-0 | 0 | 0 | 0 | 0 | 0 | 0 |
| Jan. 14 | Texas (5) | | | | | | DNP | | | | | | |
| Jan. 17 | at TCU | | | | | | DNP | | | | | | |
| Jan. 19 | Oklahoma State | | 2 | 0-0 | 0-0 | 0-0 | 0-1-1 | 0 | 0 | 0 | 0 | 0 | 0 |
| Jan. 24 | Texas Tech | | | | | | DNP | | | | | | |
| Jan. 29 | at Texas (14) | | | | | | DNP | | | | | | |
| Feb. 1 | at West Virginia | | | | | | DNP | | | | | | |
| Feb. 4 | Iowa State | | | | | | DNP | | | | | | |
| Feb. 7 | Kansas State | | | | | | DNP | | | | | | |
| Feb. 11 | at Baylor (3) | | 6 | 0-0 | 0-0 | 0-0 | 1-0-1 | 0 | 0 | 0 | 0 | 0 | 0 |
| Feb. 14 | TCU | | 2 | 0-0 | 0-0 | 2-2 | 0-1-1 | 0 | 1 | 1 | 0 | 0 | 2 |
| Feb. 17 | at Iowa State | | | | | | DNP | | | | | | |
| Feb. 21 | at Kansas State | | | | | | DNP | | | | | | |
| Feb. 25 | Baylor (3) | | | | | | DNP | | | | | | |
| Feb. 28 | Kansas | | | | | | DNP | | | | | | |
| March 2 | Oklahoma State | | | | | | DNP | | | | | | |
| March 7 | vs. West Virginia | | | | | | DNP | | | | | | |
| March 8 | vs. Texas | | | | | | DNP | | | | | | |
| March 21 | vs. Quinnipiac | | 2 | 0-0 | 0-0 | 0-0 | 0-2-2 | 1 | 0 | 1 | 0 | 0 | 0 |
| March 23 | vs. Stanford | | | | | | DNP | | | | | | |



10

RS-JUNIOR
GUARD

5-11
ABILENE, TEXAS
TEXAS A&M

► 2014-15 (RS-SOPHOMORE)

Big 12 Newcomer of the Year ... All-Big 12 First Team honoree ... Played in all 33 games for the Sooners, getting the starting nod 31 times ... Led the Sooners in points per game at 12.6 ... Hit a team-leading 56 3-pointers ... Second on the team in steals per game at 1.2 ... Also grabbed 3.2 rebounds and passed out 1.8 assists per contest ... Shot .410 from the field and 78.6 from the charity stripe ... Registered double-figure points in all but 10 contests ... Collected one double-double ... Drained five or more 3-pointers on three different occasions ... Led the Sooners in scoring in 11 total games, including 10 of the final 15 ... Poured in a career-high 30 points at Kansas State Feb. 2 ... Hit a career-high eight 3-pointers en route to her career high 30 points at Kansas State ... Sank a perfect 10-for-10 at the charity stripe in OU's win over Kansas State Feb. 7 ... Picked up first career double-double with 13 points and a career-high 10 rebounds against Texas Jan. 14.

► 2013-14 (RS-FRESHMAN)

Redshirted after transferring from Texas A&M.

► 2012-13 (FRESHMAN - TEXAS A&M)

Played in all 35 games ... Averaged 4.5 points, 1.2 rebounds and 15.0 minutes ... Made 53 of 155 field goals (.342) and 25 of 98 3-pointers (.255) ... Totaled 32 assists to 25 turnovers with 15 steals.

► HIGH SCHOOL

Rated the No. 24 overall prospect in the Class of 2012 by the All-Star Girls Report and the No. 8 guard in the country by ESPN HoopGurlz ... 2012 McDonald's High School All-America Nominee ... 2012 WBCA High School All-America honorable mention ... 2012 PARADE All-America High School Girls Basketball Team ... 2012 1A-2A-3A TGCA Athlete of the Year ... Three-time TGCA All-State ... Two-time TABC Class 3A High School Player of the Year ... 2012 TABC Class 3A All-State and All-Region ... Finished her prep career with 3,107 points ... Scored 16 points in a winning effort in the 2012 1A-2A-3A TABC All-Star Game ... Two-time All-Big Country Super Team Player of the Year ... Led Wylie High School to the state tournament all four years and back-to-back Class 3A state titles ... Two-time 3A State All-Tournament Team and Championship Game MVP ... Scored a Class 3A-record 43 points in the 2011 title game ... Averaged 23.4 points per game and shot 53.7 percent from the floor as a junior and increased that to 31 a game during the postseason ... 2009 District 2-3A Newcomer of the Year ... Played for the Cy-Fair Nike Elite club program, where Alexia Standish also played ... 2011 Nike Nationals All-Tournament Second Team ... Earned three varsity letters in track ... State and regional qualifier in the 800 meter relay ... Regional qualifier in the 200 meter, 800 meter relay and sprint relay ... Also lettered in soccer ... Four-year honor roll student who graduated with honors.

► PERSONAL

Full name is Peyton Michelle Little ... Born in Abilene, Texas ... Daughter of Richard and Kelly Little ... Has two older brothers, Richard Little and Kody Brown ... Comes from an athletic family as her father, Richard (Texas Tech, '70-74), uncle, David (Oklahoma ('78-83), and uncle, Mike (Baylor, '79-80) each played college basketball.



▶ LITTLE'S CAREER HIGHS

| | |
|-----------------------------|--|
| Points | 30, at Kansas State (2/21/15) |
| Field Goals | 9, at Kansas State (2/21/15) |
| Field Goal Attempts | 20, at Baylor (2/11/15) |
| 3-Point Field Goals | 8, at Kansas State (2/21/15) |
| 3-Point Field Goal Attempts | 10, 4x last vs. Texas (3/8/15) |
| Free Throws Made | 9, vs. Texas (1/14/15) |
| Free Throw Attempts | 11, vs. Texas (1/14/15) |
| Rebounds | 10, vs. Texas (1/14/15) |
| Assists | 7, vs. Lamar (11/18/14) |
| Blocked Shots | 1, three times, last at Vanderbilt (1/31/13) |
| Steals | 4, twice, last vs. Texas Tech (1/24/15) |
| Minutes Played | 42, at Iowa State (2/17/15) |

▶ LITTLE'S CAREER STATS

| Year | G-GS | MP-Avg. | FG-A | Pct. | 3G-A | Pct. | FT-A | Pct. | Off-Def-Tot | Avg. | PF-D | A | TO | B | S | TP | Avg. |
|---------------|-------------------------|------------------|----------------|-------------|---------------|-------------|--------------|-------------|------------------|------------|-----------|-----------|-----------|----------|-----------|------------|-------------|
| 2013-14 | DID NOT PLAY - REDSHIRT | | | | | | | | | | | | | | | | |
| 2014-15 | 33-31 | 1011-30.6 | 143-346 | .410 | 56-163 | .344 | 77-98 | .786 | 19-88-107 | 3/2 | 57 | 58 | 58 | 0 | 38 | 417 | 12.6 |
| Career | 33-31 | 1011-30.6 | 143-346 | .410 | 56-163 | .344 | 77-98 | .786 | 19-88-107 | 3/2 | 57 | 58 | 58 | 0 | 38 | 417 | 12.6 |

▶ LITTLE'S 2014-15 GAME-BY-GAME STATS

| DATE | OPPONENT | GS | MP | FG | 3FG | FT | O-D-T | PF | A | TO | B | S | TP |
|----------|-------------------|----|----|------|------|------|--------|----|---|----|---|---|----|
| Nov. 14 | Washington | * | 30 | 3-11 | 2-7 | 4-8 | 3-3-6 | 1 | 5 | 2 | 0 | 1 | 12 |
| Nov. 18 | Lamar | * | 27 | 6-12 | 2-6 | 0-0 | 1-1-2 | 0 | 7 | 0 | 0 | 0 | 14 |
| Nov. 21 | Bradley | * | 15 | 7-10 | 1-2 | 0-0 | 0-1-1 | 2 | 2 | 0 | 0 | 0 | 15 |
| Nov. 27 | vs. USF | * | 19 | 2-7 | 2-5 | 1-2 | 1-0-1 | 2 | 3 | 3 | 0 | 0 | 7 |
| Nov. 28 | vs. Kentucky | * | 25 | 5-9 | 0-1 | 1-2 | 0-3-3 | 5 | 0 | 4 | 0 | 1 | 11 |
| Nov. 29 | vs. Illinois | * | 22 | 3-7 | 1-3 | 4-5 | 0-1-1 | 5 | 2 | 1 | 0 | 2 | 11 |
| Dec. 7 | at North Texas | * | 25 | 2-7 | 1-5 | 6-8 | 0-7-7 | 0 | 1 | 4 | 0 | 2 | 11 |
| Dec. 14 | at UALR | * | 15 | 1-2 | 1-2 | 0-0 | 0-2-2 | 0 | 1 | 0 | 0 | 0 | 3 |
| Dec. 17 | at Duke (13) | | 11 | 1-5 | 1-4 | 1-2 | 1-1-2 | 0 | 1 | 3 | 0 | 2 | 4 |
| Dec. 21 | vs. Arkansas | | 24 | 2-8 | 0-2 | 0-0 | 1-1-2 | 3 | 3 | 2 | 0 | 3 | 4 |
| Dec. 30 | Yale | * | 28 | 6-8 | 0-1 | 6-6 | 1-2-3 | 2 | 0 | 0 | 0 | 1 | 18 |
| Jan. 4 | West Virginia | * | 34 | 0-6 | 0-4 | 3-4 | 0-4-4 | 3 | 2 | 2 | 0 | 1 | 3 |
| Jan. 7 | at Kansas | * | 35 | 7-16 | 1-5 | 2-4 | 0-1-1 | 0 | 1 | 2 | 0 | 1 | 17 |
| Jan. 10 | at Texas Tech | * | 29 | 5-11 | 1-4 | 2-2 | 1-2-3 | 1 | 3 | 1 | 0 | 2 | 13 |
| Jan. 14 | Texas (5) | * | 39 | 2-9 | 0-3 | 9-11 | 1-9-10 | 1 | 0 | 3 | 0 | 3 | 13 |
| Jan. 17 | at TCU | * | 28 | 4-8 | 0-2 | 0-1 | 0-2-2 | 0 | 2 | 0 | 0 | 4 | 8 |
| Jan. 19 | Oklahoma State | * | 27 | 5-7 | 3-5 | 0-0 | 0-7-7 | 1 | 2 | 4 | 0 | 2 | 13 |
| Jan. 24 | Texas Tech | * | 34 | 3-9 | 0-4 | 3-4 | 1-1-2 | 0 | 2 | 1 | 0 | 4 | 9 |
| Jan. 29 | at Texas (14) | * | 44 | 6-14 | 0-2 | 4-4 | 0-6-6 | 1 | 1 | 1 | 0 | 0 | 16 |
| Feb. 1 | at West Virginia | * | 32 | 5-11 | 2-5 | 3-3 | 1-1-2 | 2 | 1 | 3 | 0 | 1 | 15 |
| Feb. 4 | Iowa State | * | 31 | 6-12 | 4-10 | 2-2 | 0-1-1 | 1 | 2 | 2 | 0 | 1 | 18 |
| Feb. 7 | Kansas State | * | 40 | 9-13 | 8-10 | 4-4 | 1-3-4 | 1 | 5 | 3 | 0 | 2 | 19 |
| Feb. 11 | at Baylor (3) | * | 37 | 8-20 | 5-9 | 1-2 | 0-4-4 | 2 | 3 | 1 | 0 | 1 | 22 |
| Feb. 14 | TCU | * | 31 | 8-15 | 5-9 | 0-0 | 0-2-2 | 0 | 3 | 1 | 0 | 2 | 21 |
| Feb. 17 | at Iowa State | * | 42 | 8-17 | 4-10 | 2-2 | 0-3-3 | 1 | 1 | 1 | 0 | 0 | 22 |
| Feb. 21 | at Kansas State | * | 40 | 9-13 | 8-10 | 4-4 | 1-5-6 | 2 | 2 | 3 | 0 | 0 | 30 |
| Feb. 25 | Baylor (3) | * | 40 | 4-14 | 3-5 | 2-2 | 0-3-3 | 3 | 0 | 1 | 0 | 0 | 13 |
| Feb. 28 | Kansas | * | 31 | 2-11 | 0-4 | 0-0 | 3-2-5 | 5 | 0 | 3 | 0 | 0 | 4 |
| March 2 | Oklahoma State | * | 40 | 6-13 | 2-6 | 2-2 | 1-4-5 | 2 | 0 | 1 | 0 | 0 | 16 |
| March 7 | vs. West Virginia | * | 37 | 4-11 | 3-4 | 4-6 | 0-2-2 | 1 | 0 | 1 | 0 | 0 | 15 |
| March 8 | vs. Texas | * | 40 | 5-15 | 1-10 | 0-0 | 0-2-2 | 3 | 2 | 4 | 0 | 1 | 11 |
| March 21 | vs. Quinnipiac | * | 27 | 2-9 | 1-6 | 0-0 | 0-0-0 | 4 | 1 | 0 | 0 | 0 | 5 |
| March 23 | vs. Stanford | * | 38 | 1-8 | 1-4 | 1-2 | 1-2-3 | 3 | 0 | 1 | 0 | 1 | 4 |

MADDIE MANNING



23

RS-JUNIOR
GUARD

6-2

ANKENY, IOWA
ANKENY HIGH SCHOOL

► 2014-15 (RS-SOPHOMORE)

A first-team Academic All-Big 12 honoree ... Played in 31 of 33 games (all off the bench) ... Averaged 4.7 points, 2.2 rebounds and 1.1 assists in 13.9 minutes per contest ... Shot .436 from the field (41-for-94) and .773 from the free throw line (51-for-66) ... Fourth on the team in blocks with 14 ... Registered double-figure points in five contests ... Hit a career-high 12 free throws in the Sooners upset of Texas on Jan. 14 ... Scored a career-high 15 points against Quinnipiac in the First Round of the NCAA Tournament on March 21 ... Had a season-high six rebounds on two occasions; versus Iowa State on Feb. 4 and against West Virginia in the Big 12 Tournament on March 7

► 2013-14 (RS-FRESHMAN)

Missed season after tearing ACL in preseason intrasquad scrimmage (Oct. 25).

► 2012-13 (FRESHMAN)

Played in six games before suffering an ACL tear ... Averaged 6.2 points and 3.3 rebounds ... Averaged 11.0 points, 5.0 rebounds and .684 field goal percentage in three starts.

► HIGH SCHOOL

Iowa's Gatorade Player of the Year averaged 16.6 points, 5.0 rebounds, 3.5 steals and 2.6 assists as a senior ... Led the Hawkettes to a state championship appearance, losing in overtime 61-56 to Iowa City West ... Named the 4A All-Tournament Team Captain and the State Tournament MVP... Averaged 16.0 points, 5.6 rebounds, 2.8 assists, 1.4 blocks and 2.9 steals as a high school junior, earning all-state honors while leading her team to a 20-4 record ... Was a third-team all-state selection as a sophomore ... Also starred in volleyball and track.

MADDIE MANNING



► MANNING'S CAREER HIGHS

| | |
|-----------------------------|---|
| Points | 15, vs. Quinnipiac (3/21/15) |
| Field Goals | 5, twice, last vs. Quinnipiac (3/21/15) |
| Field Goal Attempts | 8, at Hawai'i (11/25/12) |
| 3-Point Field Goals | 3, vs., Quinnipiac (3/21/15) |
| 3-Point Field Goal Attempts | 4, vs. Quinnipiac (3/21/15) |
| Free Throws Made | 12, vs. Texas (1/14/15) |
| Free Throw Attempts | 14, vs. Texas (1/14/15) |
| Rebounds | 8, vs. Arkansas (11/23/12) |
| Assists | 4, twice, last vs. Lamar (11/18/14) |
| Blocked Shots | 3 vs. Oklahoma State (1/19/15) |
| Steals | 2, twice, last at Hawai'i (11/25/12) |
| Minutes Played | 32 vs. Arkansas (11/23/12) |

► MANNING'S CAREER STATS

| Year | G-GS | MP-Avg. | FG-A | Pct. | 3G-A | Pct. | FT-A | Pct. | Off-Def-Tot | Avg. | PF-D | A | TO | B | S | TP | Avg. |
|---------------|-------------------------|-----------------|---------------|-------------|--------------|-------------|---------------|-------------|-----------------|------------|-------------|-----------|-----------|-----------|-----------|------------|------------|
| 2012-13 | 6-3 | 129-21.5 | 15-24 | .625 | 1-1 | 1.000 | 6-8 | .750 | 2-18-20 | 3.3 | 13-0 | 9 | 14 | 1 | 7 | 37 | 6.2 |
| 2013-14 | DID NOT PLAY - REDSHIRT | | | | | | | | | | | | | | | | |
| 2014-15 | 31-0 | 431-13.9 | 41-94 | .436 | 12-29 | .414 | 51-66 | .773 | 15-53-68 | 2.2 | 55-4 | 33 | 55 | 14 | 15 | 145 | 4.7 |
| Career | 37-3 | 560-15.1 | 56-118 | .475 | 13-30 | .433 | 57-474 | .770 | 17-71-88 | 2.4 | 68-4 | 42 | 69 | 15 | 22 | 182 | 4.9 |

► MANNING'S 2014-15 GAME-BY-GAME STATS

| DATE | OPPONENT | GS | MP | FG | 3FG | FT | O-D-T | PF | A | TO | B | S | TP |
|----------|-------------------|----|----|-----|-----|-------|-------|----|---|----|---|---|----|
| Nov. 14 | Washington | | 13 | 0-1 | 0-0 | 1-2 | 0-0-0 | 3 | 1 | 0 | 0 | 0 | 1 |
| Nov. 18 | Lamar | | 11 | 1-2 | 0-0 | 0-0 | 1-3-4 | 2 | 4 | 1 | 0 | 1 | 2 |
| Nov. 21 | Bradley | | 18 | 2-4 | 0-0 | 0-0 | 1-1-2 | 2 | 3 | 3 | 0 | 0 | 4 |
| Nov. 27 | vs. USF | | 7 | 0-0 | 0-0 | 0-1 | 1-2-3 | 0 | 0 | 1 | 0 | 1 | 0 |
| Nov. 28 | vs. Kentucky | | 5 | 1-3 | 0-1 | 1-2 | 0-0-0 | 4 | 0 | 4 | 0 | 0 | 3 |
| Nov. 29 | vs. Illinois | | 1 | 0-0 | 0-0 | 0-0 | 0-0-0 | 0 | 0 | 0 | 0 | 1 | 0 |
| Dec. 7 | at North Texas | | | | | | DNP | | | | | | |
| Dec. 14 | at UALR | | 9 | 1-2 | 0-0 | 0-0 | 0-0-0 | 2 | 0 | 3 | 0 | 0 | 2 |
| Dec. 17 | at Duke (13) | | 10 | 2-4 | 1-1 | 0-0 | 0-0-0 | 0 | 1 | 2 | 0 | 2 | 5 |
| Dec. 21 | vs. Arkansas | | 7 | 0-2 | 0-1 | 2-2 | 1-0-1 | | 0 | 0 | 0 | 0 | 2 |
| Dec. 30 | Yale | | 9 | 2-3 | 1-1 | 0-0 | 1-0-1 | 1 | 0 | 1 | 0 | 0 | 5 |
| Jan. 4 | West Virginia | | 9 | 0-0 | 0-0 | 1-2 | 0-0-0 | 0 | 1 | 1 | 0 | 1 | 1 |
| Jan. 7 | at Kansas | | | | | | DNP | | | | | | |
| Jan. 10 | at Texas Tech | | 9 | 2-2 | 0-0 | 0-0 | 0-2-2 | 1 | 0 | 1 | 2 | 0 | 4 |
| Jan. 14 | Texas (5) | | 21 | 1-2 | 0-0 | 12-14 | 0-2-2 | 2 | 2 | 2 | 0 | 1 | 14 |
| Jan. 17 | at TCU | | 27 | 2-5 | 0-0 | 5-6 | 0-2-2 | 1 | 2 | 2 | 2 | 0 | 9 |
| Jan. 19 | Oklahoma State | | 16 | 2-3 | 1-1 | 0-0 | 0-2-2 | 1 | 2 | 1 | 3 | 0 | 5 |
| Jan. 24 | Texas Tech | | 13 | 1-4 | 0-1 | 6-8 | 0-1-1 | 0 | 0 | 3 | 0 | 2 | 8 |
| Jan. 29 | at Texas (14) | | 21 | 4-7 | 2-3 | 2-2 | 0-2-2 | 5 | 0 | 2 | 0 | 1 | 12 |
| Feb. 1 | at West Virginia | | 17 | 1-3 | 0-1 | 3-3 | 0-4-4 | 3 | 2 | 4 | 0 | 0 | 5 |
| Feb. 4 | Iowa State | | 22 | 3-6 | 1-3 | 2-4 | 1-5-6 | 2 | 3 | 4 | 1 | 1 | 9 |
| Feb. 7 | Kansas State | | 3 | 0-0 | 0-0 | 0-0 | 0-1-1 | 0 | 0 | 1 | 0 | 0 | 0 |
| Feb. 11 | at Baylor (3) | | 7 | 0-2 | 0-0 | 0-0 | 1-2-3 | 1 | 0 | 2 | 1 | 0 | 0 |
| Feb. 14 | TCU | | 21 | 2-5 | 0-1 | 1-1 | 1-3-4 | 1 | 3 | 1 | 1 | 2 | 5 |
| Feb. 17 | at Iowa State | | 23 | 2-3 | 2-3 | 4-6 | 1-4-5 | 5 | 1 | 3 | 1 | 0 | 10 |
| Feb. 21 | at Kansas State | | 1 | 0-0 | 0-0 | 0-0 | 0-0-0 | 0 | 0 | 2 | 0 | 0 | 0 |
| Feb. 25 | Baylor (3) | | 11 | 1-3 | 0-1 | 2-2 | 0-3-3 | 2 | 0 | 1 | 0 | 0 | 4 |
| Feb. 28 | Kansas | | 19 | 1-4 | 0-0 | 1-2 | 1-1-2 | 1 | 2 | 1 | 2 | 0 | 3 |
| March 2 | Oklahoma State | | 21 | 1-3 | 0-2 | 2-2 | 0-0-0 | 5 | 0 | 1 | 0 | 1 | 4 |
| March 7 | vs. West Virginia | | 30 | 4-7 | 1-2 | 2-2 | 0-6-6 | 2 | 1 | 2 | 1 | 1 | 11 |
| March 8 | vs. Texas | | 21 | 0-3 | 0-1 | 2-3 | 2-3-5 | 5 | 2 | 3 | 0 | 0 | 2 |
| March 21 | vs. Quinnipiac | | 20 | 5-7 | 3-4 | 2-2 | 3-2-5 | 2 | 3 | 2 | 0 | 0 | 15 |
| March 23 | vs. Stanford | | 9 | 0-4 | 0-2 | 0-0 | 0-2-2 | 1 | 0 | 1 | 0 | 0 | 0 |



21

SOPHOMORE

GUARD

5-9

RACINE, WIS.

THE PRAIRIE SCHOOL

► 2014-15 (FRESHMAN)

Big 12 Freshman of the Year ... Big 12 All-Freshman Team honoree ... One of two Sooners to start all 33 games ... Led the team in assists per game at 3.5 ... Fifth on team in points per game at 8.2 ... Ranked second on team with 49 3-pointers ... Also averaged 3.7 rebounds and 1.0 steal a contest ... Shot .359 from the field and .702 from charity stripe ... Registered double-figure points in 12 games ... Collected one double-double ... Hit three or more 3-pointers eight times ... Poured in a career-high 16 points at Baylor on Feb. 11 and against Quinnipiac in the first round of the NCAA Tournament (March 21) ... Finished with 15 points and a career-high 12 boards versus Illinois on Nov. 29 ... Passed out a career-high eight assists on three different occasions (at Duke on Dec. 17, against Yale on Dec. 30 and at Iowa State on Feb. 4) ... Started the season 0-for-7 from the free throw line but went 33-for-40 afterward (.825) ... Won gold medal with Team USA and started all seven games at 2015 FIBA U19 Championships in Russia.

► HIGH SCHOOL

Led team averaging 20.5 points, 6.6 rebounds, 4.3 assists and 3.5 steals as a senior ... Prairie Hawks went 24-1 and won a Division 4 Regional title ... Finished as Prairie School's all-time leading scorer with 1,860 points ... Webt 77-24 (.763) in her four seasons with league titles in 2013 and 2014 ... Averaged 20.6 points, 5.5 rebounds, 4.5 assists and 4.4 steals as she became Prairie's all-time leading scorer as a junior ... Earned all-state honors as a freshman after leading team to the Division 4 State Semifinals and 24-3 record ... Rated No. 4 point guard and No. 14 overall by ESPN HoopGurlz ... Miss Basketball Wisconsin (2014) ... Metro Classic Conference Player of the Year ... Three-time First Team All-State selection.



► ORTIZ'S CAREER HIGHS

| | |
|-----------------------------|---|
| Points | 16, twice, last vs. Quinnipiac (3/21/15) |
| Field Goals | 6, twice, last at Baylor (2/11/15) |
| Field Goal Attempts | 14, twice, last at Iowa State (2/17/15) |
| 3-Point Field Goals | 5, vs. Illinois (11/29/14) |
| 3-Point Field Goal Attempts | 9, vs. Illinois (11/29/14) |
| Free Throws Made | 6, at Kansas (1/7/15) |
| Free Throw Attempts | 6, vs. Kansas (1/7/15) |
| Rebounds | 12, vs. Illinois (11/29/14) |
| Assists | 8, three times, last at Iowa State (2/17/15) |
| Blocked Shots | 1, vs. North Texas (12/7/14) |
| Steals | 3, three times, last at TCU (1/17/15) |
| Minutes Played | 41, three times, last at Iowa State (2/17/15) |


► ORTIZ'S CAREER STATS

| Year | G-GS | MP-Avg. | FG-A | Pct. | 3G-A | Pct. | FT-A | Pct. | Off-Def-Tot | Avg. | PF-D | A | TO | B | S | TP | Avg. |
|---------------|--------------|------------------|---------------|-------------|---------------|-------------|--------------|-------------|------------------|------------|-------------|------------|-----------|----------|-----------|------------|------------|
| 2014-15 | 33-33 | 1066-32.3 | 94-262 | .359 | 49-147 | .333 | 33-47 | .702 | 32-89-121 | 3.7 | 62-2 | 117 | 84 | 1 | 34 | 270 | 8.2 |
| Career | 33-33 | 1066-32.3 | 94-262 | .359 | 49-147 | .333 | 33-47 | .702 | 32-89-121 | 3.7 | 62-2 | 117 | 84 | 1 | 34 | 270 | 8.2 |

► ORTIZ'S 2014-15 GAME-BY-GAME STATS

| DATE | OPPONENT | GS | MP | FG | 3FG | FT | O-D-T | PF | A | TO | B | S | TP |
|----------|-------------------|----|----|------|-----|-----|--------|----|---|----|---|---|----|
| Nov. 14 | Washington | * | 30 | 1-6 | 1-5 | 0-2 | 2-0-2 | 3 | 4 | 3 | 0 | 1 | 3 |
| Nov. 18 | Lamar | * | 25 | 2-6 | 1-4 | 0-0 | 0-0-0 | 1 | 7 | 2 | 0 | 1 | 5 |
| Nov. 21 | Bradley | * | 19 | 3-7 | 3-6 | 0-1 | 0-1-1 | 1 | 0 | 3 | 0 | 1 | 9 |
| Nov. 27 | vs. USF | * | 36 | 2-8 | 1-6 | 0-0 | 3-1-4 | 4 | 6 | 1 | 0 | 1 | 5 |
| Nov. 28 | vs. Kentucky | * | 41 | 4-8 | 1-4 | 0-4 | 3-4-7 | 5 | 4 | 7 | 0 | 1 | 9 |
| Nov. 29 | vs. Illinois | * | 41 | 5-10 | 5-9 | 0-0 | 3-9-12 | 0 | 1 | 2 | 0 | 1 | 15 |
| Dec. 7 | at North Texas | * | 24 | 1-5 | 0-2 | 0-0 | 2-1-3 | 1 | 1 | 5 | 1 | 3 | 2 |
| Dec. 14 | at UALR | * | 26 | 2-4 | 2-3 | 0-0 | 1-0-1 | 1 | 0 | 4 | 0 | 0 | 6 |
| Dec. 17 | at Duke (13) | * | 39 | 5-13 | 4-7 | 0-0 | 1-4-5 | 2 | 8 | 5 | 0 | 0 | 14 |
| Dec. 21 | vs. Arkansas | * | 37 | 2-7 | 0-3 | 1-2 | 1-3-4 | 4 | 2 | 1 | 0 | 1 | 5 |
| Dec. 30 | Yale | * | 30 | 0-8 | 0-3 | 0-0 | 2-2-4 | 3 | 8 | 6 | 0 | 3 | 0 |
| Jan. 4 | West Virginia | * | 23 | 1-5 | 1-4 | 0-0 | 1-1-2 | 1 | 3 | 6 | 0 | 0 | 3 |
| Jan. 7 | at Kansas | * | 30 | 1-7 | 0-2 | 6-6 | 1-3-4 | 0 | 3 | 1 | 0 | 3 | 8 |
| Jan. 10 | at Texas Tech | * | 29 | 3-7 | 3-7 | 3-4 | 0-4-4 | 0 | 2 | 2 | 0 | 1 | 12 |
| Jan. 14 | Texas (5) | * | 37 | 3-7 | 2-4 | 0-0 | 0-3-3 | 1 | 2 | 3 | 0 | 1 | 8 |
| Jan. 17 | at TCU | * | 29 | 5-10 | 3-5 | 0-0 | 0-4-4 | 2 | 4 | 3 | 0 | 3 | 13 |
| Jan. 19 | Oklahoma State | * | 21 | 1-4 | 0-2 | 0-0 | 0-1-1 | 0 | 2 | 0 | 0 | 0 | 2 |
| Jan. 24 | Texas Tech | * | 32 | 3-6 | 2-5 | 0-0 | 0-3-3 | 3 | 3 | 0 | 0 | 0 | 8 |
| Jan. 29 | at Texas (14) | * | 42 | 6-11 | 1-3 | 0-0 | 2-4-6 | 2 | 3 | 1 | 0 | 1 | 13 |
| Feb. 1 | at West Virginia | * | 37 | 4-14 | 0-6 | 3-3 | 1-0-1 | 4 | 5 | 3 | 0 | 2 | 11 |
| Feb. 4 | Iowa State | * | 28 | 4-9 | 2-4 | 1-1 | 2-3-5 | 4 | 2 | 3 | 0 | 0 | 11 |
| Feb. 7 | Kansas State | * | 37 | 3-5 | 3-5 | 2-2 | 0-2-2 | 1 | 2 | 2 | 0 | 0 | 11 |
| Feb. 11 | at Baylor (3) | * | 34 | 6-10 | 3-5 | 1-1 | 0-1-1 | 1 | 5 | 3 | 0 | 1 | 16 |
| Feb. 14 | TCU | * | 27 | 3-8 | 1-5 | 2-2 | 1-1-2 | 1 | 2 | 1 | 0 | 2 | 9 |
| Feb. 17 | at Iowa State | * | 41 | 3-14 | 2-8 | 2-2 | 1-3-4 | 4 | 8 | 2 | 0 | 0 | 10 |
| Feb. 21 | at Kansas State | * | 36 | 2-9 | 0-3 | 1-4 | 2-2-4 | 5 | 3 | 3 | 0 | 1 | 5 |
| Feb. 25 | Baylor (3) | * | 34 | 3-9 | 1-5 | 0-0 | 0-3-3 | 0 | 5 | 3 | 0 | 2 | 7 |
| Feb. 28 | Kansas | * | 37 | 3-9 | 0-2 | 2-3 | 1-5-6 | 2 | 4 | 2 | 0 | 0 | 8 |
| March 2 | at Oklahoma State | * | 32 | 0-4 | 0-2 | 0-0 | 0-7-7 | 1 | 4 | 1 | 0 | 1 | 0 |
| March 7 | vs. West Virginia | * | 36 | 2-8 | 0-3 | 2-3 | 0-6-6 | 2 | 4 | 0 | 0 | 0 | 6 |
| March 8 | vs. Texas | * | 30 | 2-8 | 2-5 | 2-2 | 0-2-2 | 1 | 2 | 1 | 0 | 1 | 8 |
| March 21 | vs. Quinnipiac | * | 23 | 5-7 | 4-6 | 2-2 | 1-2-3 | 0 | 3 | 1 | 0 | 2 | 16 |
| March 23 | vs. Stanford (17) | * | 32 | 4-9 | 1-4 | 3-3 | 1-4-5 | 2 | 5 | 4 | 0 | 0 | 12 |

VIONISE PIERRE-LOUIS



0

SOPHOMORE
CENTER

6-4

LAKE WORTH, FLA.
GRANDVIEW PREP

► **2014-15 (FRESHMAN)**

Played in 31 of 33 games ... Got the starting nod once ... Averaged 4.0 points and 3.4 rebounds in 10.4 minutes per game ... Shot .495 from the field and .508 from the free throw line (31-of-61) ... Ranked first on team with 22 blocked shots ... Recorded career highs of 15 points and nine boards versus Quinnipiac in first round of NCAA Tournament on March 21 ... Registered nine points twice and eight points three times.

► **HIGH SCHOOL**

Rated No. 11 center and No. 83 prospect overall by ESPN HoopGurlz ... Beat Sarasota Christian 45-32 for 2014 Class 2A state championship ... Averaged 22.1 points, 13.2 rebounds and 1.7 assists on 62 percent field goal shooting and 72 percent free throw shooting ... Earned second-team Palm Beach All-County honors as a junior after averaging 22.1 points, 14.0 rebounds and 6.7 blocks at Grandview Prep.

VIONISE PIERRE-LOUIS



PIERRE-LOUIS' CAREER HIGHS


| | |
|-----------------------------|---|
| Points | 15, vs. Quinnipiac (3/21/15) |
| Field Goals | 6, vs. Quinnipiac (3/21/15) |
| Field Goal Attempts | 8, vs. Quinnipiac (3/21/15) |
| 3-Point Field Goals | None |
| 3-Point Field Goal Attempts | None |
| Free Throws Made | 6, vs. West Virginia (3/7/15) |
| Free Throw Attempts | 7, vs. Illinois (11/29/14) |
| Rebounds | 9, vs. Quinnipiac (3/21/15) |
| Assists | 2, twice, last vs. Quinnipiac (3/21/15) |
| Blocked Shots | 3, 2x last at Oklahoma State (3/2/15) |
| Steals | 1, 8x, last at Oklahoma State (3/2/15) |
| Minutes Played | 23, vs. Quinnipiac (3/21/15) |

PIERRE-LOUIS' CAREER STATS

| Year | G-GS | MP-Avg. | FG-A | Pct. | 3G-A | Pct. | FT-A | Pct. | Off-Def-Tot | Avg. | PF-D | A | TO | B | S | TP | Avg. |
|---------------|-------------|-------------|--------------|-------------|------------|-------------|--------------|-------------|------------------|------------|-------------|-----------|-----------|-----------|----------|------------|------------|
| 2014-15 | 31-1 | 10.4 | 46-93 | .495 | 0-0 | .000 | 31-61 | .508 | 39-67-106 | 3.4 | 52-0 | 10 | 33 | 22 | 8 | 123 | 4.0 |
| Career | 31-1 | 10.4 | 46-93 | .495 | 0-0 | .000 | 31-61 | .508 | 39-67-106 | 3.4 | 52-0 | 10 | 33 | 22 | 8 | 123 | 4.0 |

PIERRE-LOUIS' 2014-15 GAME-BY-GAME STATS

| DATE | OPPONENT | GS | MP | FG | 3FG | FT | O-D-T | PF | A | TO | B | S | TP |
|----------|-------------------|----|-----|-----|-----|--------|-------|----|---|----|---|---|----|
| Nov. 14 | Washington | 6 | 1-3 | 0-0 | 0-3 | 1-2-3 | 2 | 1 | 2 | 0 | 0 | 0 | 2 |
| Nov. 18 | Lamar | 8 | 4-5 | 0-0 | 0-1 | 2-4-6 | 2 | 1 | 0 | 0 | 0 | 0 | 8 |
| Nov. 21 | Bradley | 12 | 4-4 | 0-0 | 0-3 | 2-3-5 | 2 | 0 | 1 | 1 | 1 | 1 | 8 |
| Nov. 27 | vs. USF | 4 | 0-2 | 0-0 | 0-1 | 1-0-1 | 1 | 0 | 0 | 0 | 0 | 0 | 0 |
| Nov. 28 | vs. Kentucky | | | | | DNP | | | | | | | |
| Nov. 29 | vs. Illinois | 10 | 2-3 | 0-0 | 4-7 | 2-0-2 | 0 | 0 | 0 | 0 | 0 | 0 | 8 |
| Dec. 7 | at North Texas | 10 | 2-4 | 0-0 | 0-0 | 0-3-3 | 2 | 1 | 0 | 1 | 1 | 1 | 4 |
| Dec. 14 | at UALR | 17 | 3-7 | 0-0 | 3-4 | 3-5-8 | 1 | 0 | 1 | 0 | 1 | 1 | 9 |
| Dec. 17 | at Duke (13) | 11 | 2-4 | 0-0 | 0-0 | 0-0-0 | 4 | 0 | 0 | 0 | 0 | 0 | 4 |
| Dec. 21 | vs. Arkansas | 13 | 0-4 | 0-0 | 0-0 | 2-0-2 | 1 | 0 | 1 | 3 | 1 | 1 | 0 |
| Dec. 30 | Yale | 3 | 0-0 | 0-0 | 0-0 | 0-1-1 | 0 | 0 | 0 | 0 | 0 | 0 | 0 |
| Jan. 4 | West Virginia | 8 | 0-0 | 0-0 | 0-1 | 1-3-4 | 1 | 0 | 1 | 1 | 0 | 0 | 0 |
| Jan. 7 | at Kansas | | | | | DNP | | | | | | | |
| Jan. 10 | at Texas Tech | 12 | 1-4 | 0-0 | 0-0 | 2-2-4 | 3 | 0 | 1 | 0 | 0 | 0 | 2 |
| Jan. 14 | Texas (5) | 16 | 3-6 | 0-0 | 0-1 | 33-4-7 | 1 | 0 | 2 | 1 | 1 | 1 | 6 |
| Jan. 17 | at TCU | 8 | 3-3 | 0-0 | 0-0 | 1-2-3 | 0 | 0 | 1 | 0 | 0 | 0 | 6 |
| Jan. 19 | Oklahoma State | 16 | 0-2 | 0-0 | 0-0 | 0-5-5 | 1 | 1 | 1 | 2 | 0 | 0 | 0 |
| Jan. 24 | Texas Tech | 10 | 1-2 | 0-0 | 0-2 | 0-2-2 | 1 | 0 | 2 | 0 | 0 | 0 | 2 |
| Jan. 29 | at Texas (14) | 22 | 1-4 | 0-0 | 1-2 | 1-4-5 | 3 | 1 | 2 | 2 | 2 | 0 | 3 |
| Feb. 1 | at West Virginia | 11 | 3-3 | 0-0 | 3-5 | 2-2-4 | 3 | 0 | 1 | 0 | 0 | 0 | 9 |
| Feb. 4 | Iowa State | 4 | 0-0 | 0-0 | 0-0 | 2-0-2 | 2 | 0 | 1 | 1 | 0 | 0 | 0 |
| Feb. 7 | Kansas State | 3 | 2-2 | 0-0 | 0-0 | 0-0-0 | 1 | 0 | 1 | 0 | 0 | 0 | 4 |
| Feb. 11 | at Baylor (3) | 9 | 2-3 | 0-0 | 0-0 | 1-2-3 | 2 | 2 | 2 | 0 | 1 | 1 | 4 |
| Feb. 14 | TCU | 9 | 2-2 | 0-0 | 1-2 | 0-1-1 | 3 | 0 | 4 | 1 | 0 | 0 | 5 |
| Feb. 17 | at Iowa State | 8 | 0-1 | 0-0 | 2-4 | 0-3-3 | 1 | 0 | 0 | 0 | 0 | 0 | 2 |
| Feb. 21 | at Kansas State | 11 | 1-2 | 0-0 | 1-2 | 0-5-5 | 3 | 0 | 2 | 2 | 1 | 1 | 3 |
| Feb. 25 | Baylor (3) | 10 | 1-4 | 0-0 | 0-2 | 1-2-3 | 0 | 0 | 1 | 2 | 0 | 0 | 2 |
| Feb. 28 | Kansas | 6 | 1-2 | 0-0 | 3-4 | 2-0-2 | 0 | 0 | 0 | 0 | 0 | 0 | 5 |
| March 2 | at Oklahoma State | 13 | 1-2 | 0-0 | 3-5 | 1-4-5 | 2 | 0 | 2 | 3 | 1 | 1 | 5 |
| March 7 | vs. West Virginia | 11 | 0-1 | 0-0 | 6-6 | 2-1-3 | 2 | 1 | 1 | 0 | 0 | 0 | 6 |
| March 8 | vs. Texas | 11 | 0-5 | 0-0 | 1-2 | 3-0-3 | 1 | 0 | 1 | 1 | 0 | 0 | 1 |
| March 21 | vs. Quinnipiac | 23 | 6-8 | 0-0 | 3-4 | 4-5-9 | 3 | 2 | 0 | 1 | 0 | 0 | 15 |
| March 23 | vs. Stanford (17) | 8 | 0-1 | 0-0 | 0-0 | 0-2-2 | 4 | 0 | 2 | 0 | 0 | 0 | 0 |



30

SOPHOMORE
CENTER

6-4

ST. LOUIS, MO.

INCARNATE WORD ACADEMY

► 2014-15 (FRESHMAN)

Played in 29 of 33 games and averaged 8.2 minutes per contest off the bench ... Also averaged 1.9 boards and blocked 11 shots ... Shot .481 from the field (38-for-79) and .792 from the free throw line (19-for-24) ... Recorded double-figure points three times ... Poured in a career-high 14 points against Quinnipiac in the first round of the NCAA Tournament on March 21 ... Had 11 points twice (versus Bradley on Nov. 21 and at Arkansas on Dec. 21) ... Also blocked a career-high three shots against Bradley ... Grabbed a career-high eight rebounds versus Kentucky on Nov. 28.

► HIGH SCHOOL

Averaged 10.0 points and 4.9 rebounds in 20 games for the Class 4 state champions at Incarnate Word Academy ... Missed end of senior season due to stress fracture ... Accumulated a 108-9 record in her four seasons, earning three state titles and a third-place finish in 2012 ... Named most outstanding player of the 2014 Naples (Florida) Holiday Shootout and to the All-Underclassman Team at 2011 Girl Pohwer Showcase ... Helped team to a 31-0 record -- won every game except one by double digits ... Also won state title as a junior, averaging 7.6 points and 6.0 rebounds off the bench.



▶ TREECE'S CAREER HIGHS

| | |
|-----------------------------|---------------------------------------|
| Points | 14, vs. Quinnipiac (3/21/15) |
| Field Goals | 5, at Arkansas vs. (12/21/14) |
| Field Goal Attempts | 10, vs. Arkansas (12/21/14) |
| 3-Point Field Goals | None |
| 3-Point Field Goal Attempts | 1, vs. Kentucky (11/28/14) |
| Free Throws Made | 6, vs. Quinnipiac (3/21/15) |
| Free Throw Attempts | 8, vs. Quinnipiac (3/21/15) |
| Rebounds | 8, vs. Kentucky (11/28/14) |
| Assists | 1, four times, last at TCU, (2/14/15) |
| Blocked Shots | 3, vs. Bradley (11/21/14) |
| Steals | 1, vs. Texas (1/14/15) |
| Minutes Played | 22, vs. Kentucky (11/28/14) |


▶ TREECE'S CAREER STATS

| Year | G-GS | MP-Avg. | FG-A | Pct. | 3G-A | Pct. | FT-A | Pct. | Off-Def-Tot | Avg. | PF-D | A | TO | B | S | TP | Avg. |
|---------------|-------------|----------------|--------------|-------------|------------|-------------|--------------|-------------|-----------------|------------|-------------|----------|-----------|-----------|----------|-----------|------------|
| 2014-15 | 29-0 | 237-8.2 | 38-79 | .481 | 0-1 | .000 | 19-24 | .792 | 17-37-54 | 1.9 | 23-0 | 5 | 15 | 11 | 1 | 95 | 3.3 |
| Career | 29-0 | 237-8.2 | 38-79 | .481 | 0-1 | .000 | 19-24 | .792 | 17-37-54 | 1.9 | 23-0 | 5 | 15 | 11 | 1 | 95 | 3.3 |

▶ TREECE'S 2014-15 GAME-BY-GAME STATS

| DATE | OPPONENT | GS | MP | FG | 3FG | FT | O-D-T | PF | A | TO | B | S | TP |
|----------|-------------------|----|----|------|-----|-----|-------|----|---|----|---|---|----|
| Nov. 14 | Washington | | 4 | 1-2 | 0-0 | 0-0 | 0-0-0 | 0 | 0 | 0 | 0 | 0 | 2 |
| Nov. 18 | Lamar | | 10 | 4-5 | 0-0 | 1-1 | 4-3-7 | 2 | 0 | 0 | 0 | 0 | 9 |
| Nov. 21 | Bradley | | 17 | 4-7 | 0-0 | 3-3 | 1-5-6 | 2 | 1 | 1 | 3 | 0 | 11 |
| Nov. 27 | vs. USF | | 10 | 4-6 | 0-0 | 0-0 | 2-0-2 | 1 | 0 | 0 | 0 | 0 | 8 |
| Nov. 28 | vs. Kentucky | | 22 | 1-4 | 0-1 | 2-3 | 2-6-8 | 3 | 0 | 2 | 1 | 0 | 4 |
| Nov. 29 | vs. Illinois | | 5 | 0-1 | 0-0 | 0-0 | 0-0-0 | 1 | 0 | 1 | 0 | 0 | 0 |
| Dec. 7 | at North Texas | | 8 | 1-1 | 0-0 | 0-0 | 1-1-2 | 2 | 0 | 1 | 0 | 0 | 2 |
| Dec. 14 | at UALR | | 4 | 0-2 | 0-0 | 0-0 | 0-0-0 | 0 | 0 | 0 | 0 | 0 | 0 |
| Dec. 17 | at Duke (13) | | 12 | 2-3 | 0-0 | 2-2 | 0-1-1 | 1 | 0 | 0 | 0 | 0 | 6 |
| Dec. 21 | vs. Arkansas | | 21 | 5-10 | 0-0 | 1-2 | 1-3-4 | 3 | 0 | 2 | 2 | 0 | 11 |
| Dec. 30 | Yale | | 14 | 3-5 | 0-0 | 0-0 | 1-3-4 | 2 | 0 | 1 | 1 | 0 | 6 |
| Jan. 4 | West Virginia | | 13 | 1-3 | 0-0 | 0-0 | 1-2-3 | 0 | 1 | 1 | 1 | 0 | 2 |
| Jan. 7 | at Kansas | | 6 | 0-1 | 0-0 | 0-0 | 0-2-2 | 1 | 0 | 1 | 0 | 0 | 0 |
| Jan. 10 | at Texas Tech | | 10 | 2-4 | 0-0 | 0-0 | 0-2-2 | 0 | 0 | 1 | 1 | 0 | 4 |
| Jan. 14 | Texas (5) | | 3 | 0-0 | 0-0 | 0-0 | 0-0-0 | 0 | 1 | 1 | 0 | 1 | 0 |
| Jan. 17 | at TCU | | | | | | DNP | | | | | | |
| Jan. 19 | Oklahoma State | | 4 | 0-2 | 0-0 | 0-0 | 0-0-0 | 0 | 0 | 0 | 0 | 0 | 0 |
| Jan. 24 | Texas Tech | | 7 | 1-2 | 0-0 | 0-0 | 0-1-1 | 0 | 0 | 0 | 0 | 0 | 2 |
| Jan. 29 | at Texas (14) | | 6 | 2-3 | 0-0 | 0-1 | 1-1-2 | 0 | 0 | 0 | 1 | 0 | 4 |
| Feb. 1 | at West Virginia | | 8 | 1-2 | 0-0 | 2-2 | 1-1-2 | 0 | 1 | 0 | 0 | 0 | 4 |
| Feb. 4 | Iowa State | | 2 | 0-0 | 0-0 | 0-0 | 0-0-0 | 2 | 0 | 1 | 1 | 0 | 0 |
| Feb. 7 | Kansas State | | 3 | 1-1 | 0-0 | 0-0 | 0-0-0 | 1 | 0 | 0 | 0 | 0 | 2 |
| Feb. 11 | at Baylor (3) | | 8 | 0-1 | 0-0 | 0-0 | 1-1-2 | 1 | 0 | 1 | 0 | 0 | 0 |
| Feb. 14 | TCU | | 8 | 1-3 | 0-0 | 0-0 | 0-1-1 | 0 | 1 | 0 | 0 | 0 | 2 |
| Feb. 17 | at Iowa State | | 5 | 0-0 | 0-0 | 0-0 | 0-0-0 | 0 | 0 | 0 | 0 | 0 | 0 |
| Feb. 21 | at Kansas State | | 3 | 1-1 | 0-0 | 0-0 | 0-0-0 | 1 | 0 | 0 | 0 | 0 | 2 |
| Feb. 25 | Baylor (3) | | | | | | DNP | | | | | | |
| Feb. 28 | Kansas | | 2 | 0-2 | 0-0 | 0-0 | 0-0-0 | 0 | 0 | 0 | 0 | 0 | 0 |
| March 2 | at Oklahoma State | | 3 | 0-0 | 0-0 | 0-0 | 0-0-0 | 0 | 0 | 0 | 0 | 0 | 0 |
| March 7 | vs. West Virginia | | | | | | DNP | | | | | | |
| March 8 | vs. Texas | | | | | | DNP | | | | | | |
| March 21 | vs. Quinnipiac | | 10 | 4-5 | 0-0 | 6-8 | 0-4-4 | 1 | 0 | 1 | 0 | 0 | 14 |
| March 23 | vs. Stanford (17) | | 2 | 0-1 | 0-0 | 0-0 | 0-0-0 | 0 | 0 | 0 | 0 | 0 | 0 |

KAYLON WILLIAMS



42

RS-SENIOR
FORWARD

6-4

MIDWEST CITY, OKLA.
MIDWEST CITY HIGH SCHOOL

► 2014-15 (RS-JUNIOR)

All-Big 12 Second Team honoree ... Played and started in 32 games ... Led OU in rebounds per game at 6.6 and was second in points per contest at 12.2 and blocks per game at 0.6 ... Shot a team-best .596 from the field (161-for-270) ... Shot .618 from the charity stripe (68-for-110) ... Registered double-figure points in 22 contests ... Collected six double-doubles ... Led the team in scoring in eight contests ... Led the squad in rebounds in 12 games ... Scored a career-high 25 points and tied a season-high with 12 rebounds at TCU on Jan. 17 ... Finished with 23 points and 10 rebounds against Washington on Nov. 14 ... In second round of the NCAA Tournament against Stanford, poured in a 22 points and brought down 10 rebounds on March 23.

► 2013-14 (RS-SOPHOMORE)

Played in all 33 games and started two ... Averaged 7.0 points and 4.2 rebounds ... Team's top-scoring bench player ... Led Sooners with .532 field goal percentage ... Averaged 12.5 points and 7.2 rebounds while shooting 70 percent field-goal shooting in four games during Preseason WNIT ... Scored in double digits seven times ... Debuted from year off due to injury with 17-point, eight-rebound performance versus Stetson (Nov. 8) in season opener ... Totaled 12 points and nine rebounds in NCAA first round loss to DePaul (March 22).

► 2012-13 (SOPHOMORE)

Missed season after tearing Achilles' tendon on second day of practice.

► 2011-12 (FRESHMAN)

Played in 30 of 34 games, starting 16 ... Averaged 4.8 points and 5.2 rebounds ... Averaged 5.9 points per game and 6.2 rebounds as a starter ... Had 22 blocks and 18 steals ... Led Sooners and Big 12 freshmen in rebounds per minute played ... Had breakthrough game with 11-point, 16-rebound performance in third start to lead Sooners at Missouri (Jan. 28) ... Followed that game with eight points and 10 rebounds in overtime win at Kansas (Jan. 31) ... Registered 12 points and 10 rebounds in Big 12 Championship quarterfinal versus Missouri (March 8) ... Scored 10 points and collected eight rebounds in NCAA first round victory versus Michigan (March 18).

► HIGH SCHOOL

Helped Bombers win 2010 6A state title as a junior when she averaged more than 10 points and five rebounds ... Led team to the championship game as senior and earned all-state honors ... Averaged 11.4 points, 8.0 rebounds as a sophomore.

► PERSONAL

Often referred to as "Kay Kay" ... Daughter of Dewayne Williams and Dwan Williams ... Has one older sister, LaQuinta, and one younger brother, Christopher.

KAYLON WILLIAMS



► WILLIAMS' CAREER HIGHS

| | |
|-----------------------------|---|
| Points | 25, at TCU (1/17/15) |
| Field Goals | 10, twice, last at TCU (1/17/15) |
| Field Goal Attempts | 16, at Stanford (3/23/15) |
| 3-Point Field Goals | None |
| 3-Point Field Goal Attempts | None |
| Free Throws Made | 8, Gonzaga (11/14/13) |
| Free Throw Attempts | 13, Gonzaga (11/14/13) |
| Rebounds | 16, at Missouri (1/28/12) |
| Assists | 4, twice, last vs. Iowa State (2/4/15) |
| Blocked Shots | 3, at Baylor (2/11/15) |
| Steals | 4, vs. Texas (3/8/15) |
| Minutes Played | 34, twice, last vs. Kansas State (2/7/15) |

► WILLIAMS' CAREER STATS

| Year | G-GS | MP-Avg. | FG-A | Pct. | 3G-A | Pct. | FT-A | Pct. | Off-Def-Tot | Avg. | PF-D | A | TO | B | S | TP | Avg. |
|---------------|-------------------------|----------------|----------------|-------------|------------|-------------|----------------|-------------|--------------------|------------|---------------|-----------|------------|-----------|-----------|------------|------------|
| 2011-12 | 30-16 | 519-7.3 | 58-128 | .453 | 0-0 | .000 | 27-40 | .675 | 67-90-157 | 5.2 | 92-1 | 14 | 29 | 22 | 18 | 143 | 4.8 |
| 2012-13 | DID NOT PLAY - REDSHIRT | | | | | | | | | | | | | | | | |
| 2013-14 | 33-2 | 495-15.0 | 91-171 | .532 | 0-0 | .000 | 48-67 | .716 | 64-76-140 | 4.2 | 95-6 | 14 | 44 | 12 | 19 | 230 | 7.0 |
| 2014-15 | 32-32 | 745-23.3 | 161-270 | .596 | 0-0 | .000 | 68-110 | .618 | 110-102-212 | 6.6 | 113-7 | 42 | 63 | 19 | 33 | 390 | 12.2 |
| Career | 95-50 | 237-8.2 | 310-569 | .545 | 0-0 | .000 | 143-217 | .659 | 241-268-509 | 5.4 | 300-14 | 70 | 136 | 53 | 70 | 763 | 8.0 |

► WILLIAMS' 2014-15 GAME-BY-GAME STATS

| DATE | OPPONENT | GS | MP | FG | 3FG | FT | O-D-T | PF | A | TO | B | S | TP |
|----------|-------------------|----|----|-------|-----|-----|--------|----|---|----|---|---|----|
| Nov. 14 | Washington | * | 29 | 9-13 | 0-0 | 5-8 | 3-7-10 | 3 | 1 | 4 | 1 | 0 | 23 |
| Nov. 18 | Lamar | * | 13 | 4-5 | 0-0 | 1-2 | 2-2-4 | 4 | 0 | 1 | 1 | 2 | 9 |
| Nov. 21 | Bradley | * | 13 | 7-8 | 0-0 | 2-2 | 1-3-4 | 1 | 2 | 3 | 0 | 0 | 16 |
| Nov. 27 | vs. USF | * | 23 | 1-7 | 0-0 | 0-2 | 1-5-6 | 3 | 2 | 1 | 0 | 0 | 2 |
| Nov. 28 | vs. Kentucky | * | 19 | 2-4 | 0-0 | 1-2 | 3-5-8 | 5 | 0 | 3 | 0 | 0 | 5 |
| Nov. 29 | vs. Illinois | * | 28 | 6-9 | 0-0 | 3-4 | 2-3-5 | 5 | 1 | 1 | 0 | 0 | 15 |
| Dec. 7 | at North Texas | * | 20 | 5-7 | 0-0 | 0-0 | 2-2-4 | 1 | 3 | 6 | 0 | 0 | 10 |
| Dec. 14 | at UALR | * | 16 | 2-5 | 0-0 | 0-0 | 2-2-4 | 5 | 2 | 3 | 1 | 0 | 4 |
| Dec. 17 | at Duke (13) | * | 17 | 0-2 | 0-0 | 0-2 | 0-2-2 | 3 | 1 | 2 | 2 | 1 | 0 |
| Dec. 21 | vs. Arkansas | | | | | | DNP | | | | | | |
| Dec. 30 | Yale | * | 23 | 10-12 | 0-0 | 0-0 | 5-3-8 | 4 | 1 | 3 | 0 | 1 | 20 |
| Jan. 4 | West Virginia | * | 19 | 6-7 | 0-0 | 1-2 | 4-3-7 | 4 | 1 | 2 | 1 | 2 | 13 |
| Jan. 7 | at Kansas | * | 34 | 5-10 | 0-0 | 4-9 | 7-4-11 | 2 | 1 | 1 | 2 | 1 | 14 |
| Jan. 10 | at Texas Tech | * | 18 | 2-5 | 0-0 | 2-4 | 3-4-7 | 5 | 1 | 0 | 1 | 2 | 6 |
| Jan. 14 | Texas (5) | * | 21 | 2-4 | 0-0 | 3-4 | 1-4-5 | 5 | 1 | 1 | 1 | 1 | 7 |
| Jan. 17 | at TCU | * | 31 | 10-15 | 0-0 | 5-7 | 7-5-12 | 2 | 4 | 2 | 1 | 1 | 25 |
| Jan. 19 | Oklahoma State | * | 20 | 7-9 | 0-0 | 2-3 | 1-3-4 | 4 | 0 | 2 | 0 | 3 | 16 |
| Jan. 24 | Texas Tech | * | 21 | 3-6 | 0-0 | 3-4 | 3-2-5 | 4 | 2 | 1 | 1 | 3 | 9 |
| Jan. 29 | at Texas (14) | * | 23 | 3-8 | 0-0 | 3-4 | 2-3-5 | 5 | 1 | 0 | 0 | 2 | 9 |
| Feb. 1 | at West Virginia | * | 21 | 5-8 | 0-0 | 0-0 | 4-0-4 | 4 | 0 | 3 | 0 | 2 | 10 |
| Feb. 4 | Iowa State | * | 28 | 5-7 | 0-0 | 4-4 | 3-2-5 | 4 | 4 | 0 | 0 | 0 | 14 |
| Feb. 7 | Kansas State | * | 34 | 6-11 | 0-0 | 0-0 | 4-3-7 | 1 | 0 | 2 | 0 | 0 | 12 |
| Feb. 11 | at Baylor (3) | * | 23 | 2-5 | 0-0 | 0-1 | 5-4-9 | 3 | 2 | 6 | 3 | 0 | 4 |
| Feb. 14 | TCU | * | 23 | 6-7 | 0-0 | 2-2 | 4-7-11 | 1 | 2 | 4 | 0 | 2 | 14 |
| Feb. 17 | at Iowa State | * | 31 | 4-8 | 0-0 | 1-2 | 2-5-7 | 5 | 3 | 3 | 0 | 1 | 9 |
| Feb. 21 | at Kansas State | * | 24 | 4-7 | 0-0 | 5-8 | 9-3-12 | 3 | 1 | 2 | 1 | 0 | 13 |
| Feb. 25 | Baylor (3) | * | 29 | 5-10 | 0-0 | 5-8 | 3-2-5 | 4 | 0 | 0 | 2 | 2 | 15 |
| Feb. 28 | Kansas | * | 31 | 8-14 | 0-0 | 4-6 | 7-2-9 | 4 | 1 | 1 | 0 | 0 | 20 |
| March 2 | at Oklahoma State | * | 25 | 8-12 | 0-0 | 4-4 | 2-3-5 | 4 | 0 | 0 | 1 | 1 | 20 |
| March 7 | vs. West Virginia | * | 29 | 6-13 | 0-0 | 2-4 | 7-3-10 | 3 | 3 | 0 | 0 | 0 | 14 |
| March 8 | vs. Texas | * | 29 | 3-8 | 0-0 | 2-4 | 4-3-7 | 4 | 1 | 4 | 0 | 4 | 8 |
| March 21 | vs. Quinnipiac | * | 6 | 6-8 | 0-0 | 0-0 | 0-0-0 | 4 | 0 | 1 | 0 | 1 | 12 |
| March 23 | vs. Stanford (17) | * | 24 | 9-16 | 0-0 | 4-8 | 7-3-10 | 4 | 1 | 1 | 0 | 1 | 22 |

LANESIA WILLIAMS



32

SOPHOMORE
GUARD

6-4

OKLAHOMA CITY, OKLA.
NORTHEAST ACADEMY

► 2014-15 (FRESHMAN)

Played in 31 of 33 games and got the starting nod six times . . . Averaged 3.5 points, 1.3 rebounds and 0.9 assists in 12.5 minutes a game . . . Shot .391 from the field (45-for-115) and .615 from the free throw line (16-for-26) . . . Registered double-figure points twice . . . Scored a career-high 14 points against Kentucky on Nov. 28 . . . Finished with 13 points and a career-high eight boards versus Lamar on Nov. 18.

► HIGH SCHOOL

Scored more than 1,660 points in career . . . Two-time All-State Small West, Oklahoma Girls Basketball Coaches Association . . . Led Northeast to a 30-0 record and state title in 2013 . . . Averaged 25.2 points and 7.1 rebounds with 21 blocks as a senior . . . Three-time state tournament qualifier at Northeast . . . Team totaled a 94-18 record in her four-year career . . . Averaged 9.6 points as a freshman, 10.9 as a sophomore and 15.8 as a junior . . . Totaled 346 assists and 408 steals in her career . . . Rated No. 24 point guard by ESPN HoopGurlz.



▶ WILLIAMS' CAREER HIGHS


| | |
|-----------------------------|---|
| Points | 14, vs. USF (11/27/14) |
| Field Goals | 6, twice, last vs. USF (11/27/14) |
| Field Goal Attempts | 11, twice, last vs. Illinois (11/29/14) |
| 3-Point Field Goals | 1, four times, last vs. Iowa State (2/4/15) |
| 3-Point Field Goal Attempts | 2, twice, last vs. Texas (1/14/15) |
| Free Throws Made | 4, at Texas Tech (1/10/15) |
| Free Throw Attempts | 5, at Texas Tech (1/10/15) |
| Rebounds | 16, at Missouri (1/28/12) |
| Assists | 4, twice, last vs. Iowa State (2/4/15) |
| Blocked Shots | 3, at Baylor (2/11/15) |
| Steals | 4, vs. Texas (3/8/15) |
| Minutes Played | 34, twice, last vs. Kansas State (2/7/15) |

▶ WILLIAMS' CAREER STATS

| Year | G-GS | MP-Avg. | FG-A | Pct. | 3G-A | Pct. | FT-A | Pct. | Off-Def-Tot | Avg. | PF-D | A | TO | B | S | TP | Avg. |
|---------------|-------------|-----------------|---------------|-------------|-------------|-------------|--------------|-------------|-----------------|------------|-------------|-----------|-----------|----------|-----------|------------|------------|
| 2014-15 | 31-6 | 387-12.5 | 45-115 | .391 | 4-12 | .333 | 16-26 | .615 | 13-26-39 | 1.3 | 39-1 | 28 | 34 | 1 | 18 | 110 | 3.5 |
| Career | 31-6 | 387-12.5 | 45-115 | .391 | 4-12 | .333 | 16-26 | .615 | 13-26-39 | 1.3 | 39-1 | 28 | 34 | 1 | 18 | 110 | 3.5 |

▶ WILLIAMS' 2014-15 GAME-BY-GAME STATS

| DATE | OPPONENT | GS | MP | FG | 3FG | FT | O-D-T | PF | A | TO | B | S | TP |
|----------|-------------------|----|----|------|-----|-----|-------|----|---|----|---|---|----|
| Nov. 14 | Washington | | 14 | 1-3 | 0-1 | 0-1 | 0-2-2 | 2 | 1 | 1 | 0 | 2 | 2 |
| Nov. 18 | Lamar | | 23 | 6-8 | 1-1 | 0-0 | 1-7-8 | 1 | 1 | 0 | 0 | 2 | 13 |
| Nov. 21 | Bradley | | 15 | 3-7 | 0-0 | 0-0 | 2-2-4 | 2 | 3 | 2 | 0 | 1 | 6 |
| Nov. 27 | vs. USF | | 20 | 6-11 | 1-1 | 1-2 | 0-1-1 | 2 | 0 | 1 | 0 | 0 | 14 |
| Nov. 28 | vs. Kentucky | * | 21 | 4-10 | 0-0 | 0-0 | 1-1-2 | 5 | 1 | 0 | 1 | 0 | 8 |
| Nov. 29 | vs. Illinois | * | 37 | 3-11 | 0-1 | 0-1 | 1-4-5 | 4 | 3 | 5 | 0 | 2 | 6 |
| Dec. 7 | at North Texas | * | 24 | 3-7 | 1-2 | 2-2 | 1-1-2 | 3 | 4 | 4 | 0 | 3 | 9 |
| Dec. 14 | at UALR | * | 22 | 2-5 | 0-1 | 3-3 | 0-1-1 | 3 | 2 | 2 | 0 | 0 | 7 |
| Dec. 17 | at Duke (13) | * | 12 | 0-2 | 0-1 | 0-0 | 0-0-0 | 0 | 1 | 1 | 0 | 0 | 0 |
| Dec. 21 | vs. Arkansas | * | 18 | 3-7 | 0-0 | 0-2 | 1-1-2 | 3 | 0 | 1 | 0 | 0 | 6 |
| Dec. 30 | Yale | | 15 | 1-4 | 0-0 | 1-2 | 0-0-0 | 1 | 2 | 2 | 0 | 2 | 3 |
| Jan. 4 | West Virginia | | 8 | 1-3 | 0-0 | 0-0 | 2-0-2 | 0 | 1 | 0 | 0 | 2 | 2 |
| Jan. 7 | at Kansas | | 15 | 3-3 | 0-0 | 1-2 | 0-0-0 | 2 | 0 | 0 | 0 | 1 | 7 |
| Jan. 10 | at Texas Tech | | 15 | 1-2 | 0-1 | 4-5 | 0-0-0 | 2 | 0 | 2 | 0 | 0 | 6 |
| Jan. 14 | Texas (5) | | 13 | 1-5 | 0-2 | 0-0 | 0-1-1 | 0 | 0 | 1 | 0 | 0 | 2 |
| Jan. 17 | at TCU | | 6 | 1-3 | 0-0 | 0-0 | 0-0-0 | 1 | 0 | 0 | 0 | 0 | 2 |
| Jan. 19 | Oklahoma State | | 10 | 1-2 | 0-0 | 0-0 | 0-1- | 2 | 0 | 0 | 0 | 0 | 2 |
| Jan. 24 | Texas Tech | | 7 | 0-1 | 0-0 | 2-2 | 0-0-0 | 1 | 0 | 1 | 0 | 0 | 2 |
| Jan. 29 | at Texas (14) | | 10 | 0-0 | 0-0 | 0-0 | 0-0-0 | 0 | 0 | 2 | 0 | 0 | 0 |
| Feb. 1 | at West Virginia | | 11 | 0-3 | 0-0 | 0-0 | 2-0-2 | 0 | 0 | 0 | 0 | 1 | 0 |
| Feb. 4 | Iowa State | | 10 | 3-4 | 1-1 | 0-0 | 1-2-3 | 1 | 0 | 1 | 0 | 1 | 7 |
| Feb. 7 | Kansas State | | 9 | 0-2 | 0-0 | 0-0 | 0-0-0 | 1 | 1 | 1 | 0 | 0 | 0 |
| Feb. 11 | at Baylor (3) | | 11 | 0-1 | 0-0 | 0-2 | 0-1-1 | 1 | 3 | 2 | 0 | 0 | 0 |
| Feb. 14 | TCU | | 7 | 0-3 | 0-0 | 0-0 | 0-0-0 | 0 | 0 | 0 | 0 | 0 | 0 |
| Feb. 17 | at Iowa State | | 3 | 0-0 | 0-0 | 0-0 | 0-0-0 | 0 | 0 | 1 | 0 | 0 | 0 |
| Feb. 21 | at Kansas State | | 7 | 0-0 | 0-0 | 2-2 | 0-0-0 | 0 | 0 | 2 | 0 | 1 | 2 |
| Feb. 25 | Baylor (3) | | | | | | DNP | | | | | | |
| Feb. 28 | Kansas | | 6 | 0-1 | 0-0 | 0-0 | 0-0-0 | 0 | 1 | 1 | 0 | 0 | 0 |
| March 2 | at Oklahoma State | | | | | | DNP | | | | | | |
| March 7 | vs. West Virginia | | 4 | 0-0 | 0-0 | 0-0 | 1-0-1 | 0 | 0 | 0 | 0 | 0 | 0 |
| March 8 | vs. Texas | | 1 | 0-1 | 0-0 | 0-0 | 0-0-0 | 1 | 0 | 0 | 0 | 0 | 0 |
| March 21 | vs. Quinnipiac | | 11 | 2-5 | 0-0 | 0-0 | 0-1-1 | 1 | 4 | 1 | 0 | 0 | 4 |
| March 23 | vs. Stanford (17) | | 2 | 0-1 | 0-0 | 0-0 | 0-0-0 | 0 | 0 | 0 | 0 | 0 | 0 |



11

JUNIOR
GUARD

5-10

BRENTWOOD, TENN.
FRANKLIN ROAD ACADEMY

► 2014-15 (SOPHOMORE)

A first-team Academic All-Big 12 honoree ... Played in 25 of 33 games and averaged 10.0 minutes per contest off the bench ... Averaged 2.9 points and 0.9 rebounds per contest ... Shot .324 from the field and .556 from the free throw line ... Recorded double-figure points twice ... Registered season highs of 14 points and four rebounds against Duke on Dec. 17 ... Hit four 3-pointers for 12 points against Lamar on Nov. 18 ... Drained 20 3-pointers on the season.

► 2013-14 (FRESHMAN)

Played in 30 of 33 games with one start ... Made her first five 3-point attempts en route to 23 points and a 7-for-11 3-point performance versus UT Arlington (Nov. 20) ... Seven 3-pointers matched the OU single-game freshman record set by Aaryn Ellenberg and Morgan Hook in 2010-11 ... Averaged 3.0 points and 1.0 rebound.

► HIGH SCHOOL

State tournament MVP as a senior, when she led Franklin Road Academy to a 30-3 record ... Forced overtime with two free throws with 10 seconds to play as part of a 23-point, eight-rebound performance in state finals ... Averaged 18.5 points, 5.0 rebounds, 3.6 assists and 3.2 steals for Franklin Road Academy leading Panthers to Division II state finals ... Three-time all-state tournament selection ... Named best guard and best 3-Point shooter by the Nashville City Paper.



► WYATT'S CAREER HIGHS

| | |
|-----------------------------|---|
| Points | 23, vs. UT-Arlington (11/20/13) |
| Field Goals | 8, UT-Arlington (11/20/13) |
| Field Goal Attempts | 13, UT-Arlington (11/20/13) |
| 3-Point Field Goals | 7, UT-Arlington (11/20/13) |
| 3-Point Field Goal Attempts | 11, UT-Arlington (11/20/13) |
| Free Throws Made | 2, twice, last at Kansas State (2/21/15) |
| Free Throw Attempts | 2, four times, last at Kansas State (2/21/15) |
| Rebounds | 4, twice, last at Duke (12/17/14) |
| Assists | 4, twice, last vs. Iowa State (2/4/15) |
| Blocked Shots | 1, three times, last vs. TCU (1/25/14) |
| Steals | 2, twice, last at Iowa State (1/21/14) |
| Minutes Played | 27, three times, last at Duke (12/17/14) |

► WYATT'S CAREER STATS

| Year | G-GS | MP-Avg. | FG-A | Pct. | 3G-A | Pct. | FT-A | Pct. | Off-Def-Tot | Avg. | PF-D | A | TO | B | S | TP | Avg. |
|---------------|-------------|-----------------|---------------|-------------|---------------|-------------|-------------|-------------|-----------------|------------|-------------|-----------|-----------|----------|-----------|------------|------------|
| 2013-14 | 30-1 | 353-11.8 | 33-89 | .371 | 20-60 | .333 | 3-5 | .600 | 6-25-31 | 1.0 | 25-0 | 14 | 20 | 3 | 12 | 89 | 3.0 |
| 2014-15 | 25-0 | 249-10.0 | 24-74 | .324 | 20-63 | .317 | 5-9 | .556 | 4-19-23 | 0.9 | 14-0 | 12 | 11 | 0 | 4 | 73 | 2.9 |
| Career | 55-1 | 602-10.9 | 57-163 | .350 | 40-123 | .325 | 8-14 | .571 | 10-44-54 | 1.0 | 39-0 | 26 | 31 | 3 | 16 | 162 | 2.9 |

► WYATT'S 2014-15 GAME-BY-GAME STATS

| DATE | OPPONENT | GS | MP | FG | 3FG | FT | O-D-T | PF | A | TO | B | S | TP |
|----------|-------------------|----|------|-----|-------|-------|-------|----|---|----|---|---|----|
| Nov. 14 | Washington | | | | | | DNP | | | | | | |
| Nov. 18 | Lamar | 14 | 4-9 | 4-8 | 0-0 | 0-0-0 | 1 | 0 | 1 | 0 | 0 | 0 | 12 |
| Nov. 21 | Bradley | 20 | 3-7 | 2-6 | 0-0 | 0-0-0 | 2 | 0 | 1 | 0 | 0 | 0 | 8 |
| Nov. 27 | vs. USF | 8 | 1-3 | 1-2 | 0-0 | 0-0-0 | 1 | 2 | 0 | 0 | 0 | 0 | 3 |
| Nov. 28 | vs. Kentucky | 9 | 0-1 | 0-1 | 0-2 | 0-0-0 | 0 | 2 | 0 | 0 | 0 | 1 | 0 |
| Nov. 29 | vs. Illinois | 27 | 2-9 | 1-5 | 1-1 | 2-0-2 | 0 | 1 | 1 | 0 | 0 | 0 | 6 |
| Dec. 7 | at North Texas | 11 | 0-3 | 0-3 | 0-0 | 0-2-2 | 0 | 2 | 0 | 0 | 0 | 0 | 0 |
| Dec. 14 | at UALR | 7 | 0-1 | 0-1 | 0-0 | 0-1-1 | 0 | 0 | 0 | 0 | 0 | 0 | 0 |
| Dec. 17 | at Duke (13) | 27 | 5-11 | 4-9 | 0-0 | 1-3-4 | 1 | 2 | 3 | 0 | 0 | 0 | 14 |
| Dec. 21 | vs. Arkansas | 18 | 2-6 | 2-5 | 1-2 | 0-2-2 | 1 | 0 | 1 | 0 | 0 | 0 | 7 |
| Dec. 30 | Yale | 4 | 0-2 | 0-2 | 0-0 | 0-2-2 | 1 | 0 | 0 | 0 | 0 | 0 | 0 |
| Jan. 4 | West Virginia | | | | | | DNP | | | | | | |
| Jan. 7 | at Kansas | | | | | | DNP | | | | | | |
| Jan. 10 | at Texas Tech | 10 | 1-2 | 1-2 | 0-0 | 0-0-0 | 1 | 0 | 0 | 0 | 0 | 1 | 3 |
| Jan. 14 | Texas (5) | 5 | 0-1 | 0-1 | 0-0 | 0-3-3 | 0 | 0 | 0 | 0 | 0 | 0 | 0 |
| Jan. 17 | at TCU | | | | | | DNP | | | | | | |
| Jan. 19 | Oklahoma State | 10 | 1-2 | 1-2 | 0-0 | 0-1-1 | 1 | 0 | 0 | 0 | 0 | 0 | 3 |
| Jan. 24 | Texas Tech | 6 | 0-1 | 0-1 | 0-0 | 0-1-1 | 0 | 0 | 0 | 0 | 0 | 0 | 0 |
| Jan. 29 | at Texas (14) | 4 | 0-1 | 0-1 | 0-0 | 0-0-0 | 0 | 0 | 0 | 0 | 0 | 0 | 0 |
| Feb. 1 | at West Virginia | 4 | 0-1 | 0-1 | 0-0 | 0-1-1 | 0 | 0 | 0 | 0 | 0 | 0 | 0 |
| Feb. 4 | Iowa State | 6 | 1-2 | 0-1 | 0-0 | 0-0-0 | 0 | 0 | 0 | 0 | 0 | 1 | 2 |
| Feb. 7 | Kansas State | 6 | 1-2 | 1-2 | 0-0 | 0-0-0 | 0 | 0 | 1 | 0 | 0 | 0 | 3 |
| Feb. 11 | at Baylor (3) | 13 | 1-3 | 1-3 | 1-2 | 1-0-1 | 2 | 0 | 0 | 0 | 0 | 1 | 4 |
| Feb. 14 | TCU | 8 | 0-1 | 0-1 | 0-0 | 0-0-0 | 2 | 2 | 1 | 0 | 0 | 0 | 0 |
| Feb. 17 | at Iowa State | 3 | 0-2 | 0-2 | 0-0 | 0-0-0 | 1 | 0 | 0 | 0 | 0 | 0 | 0 |
| Feb. 21 | at Kansas State | 13 | 1-3 | 1-2 | 1-0-1 | 2 | 0 | 0 | 0 | 0 | 0 | 1 | 4 |
| Feb. 25 | Baylor (3) | | | | | | DNP | | | | | | |
| Feb. 28 | Kansas | 8 | 1-1 | 1-1 | 0-0 | 0-0-0 | 0 | 0 | 0 | 0 | 0 | 0 | 3 |
| March 2 | at Oklahoma State | 3 | 0-0 | 0-0 | 0-0 | 0-1-1 | 0 | 0 | 1 | 0 | 0 | 0 | 0 |
| March 7 | vs. West Virginia | | | | | | DNP | | | | | | |
| March 8 | vs. Texas | | | | | | DNP | | | | | | |
| March 21 | vs. Quinnipiac | 5 | 0-0 | 0-0 | 0-0 | 0-0-0 | 0 | 0 | 0 | 0 | 0 | 0 | 0 |
| March 23 | vs. Stanford (17) | | | | | | DNP | | | | | | |

GILEYSA PENZO/ IJEOMA ODIMGBE



12

RS-FRESHMAN

GUARD

5-9

SAN JUAN, PUERTO RICO

MONTVERDE ACADEMY

► 2014-15 (FRESHMAN)

Redshirted and did not play during the 2014-15 season.

► HIGH SCHOOL

Twice played on national team at FIBA Americas U16 Championships ... Averaged 7.6 points, 3.8 rebounds and 1.8 assists during the 2011 tournament and 7.6 points, 6.4 rebounds and 2.0 assists in 2013 ... Penzo is the first women's basketball player from Montverde to earn a scholarship from a NCAA Division I program.



24

FRESHMAN

FORWARD

6-4

SAVANNAH, GA.

JOHNSON HIGH SCHOOL

► HIGH SCHOOL

Ranked No. 18 forward in nation by ESPN HoopGurlz ... Averaged a double-double during senior season with 13.6 points and 12.3 rebounds per game ... Also tallied 5.8 blocks per game ... Helped Johnson High School to Georgia State Championship playoffs with an Elite Eight run during the 2013-14 season ... Averaged 12.4 points, 8.3 rebounds and 5.1 blocks per game during junior season ... Finished with double-digit points in 21 games and recorded 10 doubles-doubles along with one triple-double ... Also lettered in volleyball.



COACHING STAFF



► HEAD COACH

20th Year at Oklahoma

402-206 Record (.671)

17 Postseason Appearances (16 NCAA, 1 WNIT)

Hometown: Healdton, Okla.

Alma Mater: Oklahoma Christian, '87

Husband: Dane; **Son:** Colton; **Daughter:** Chandler

Rare is the coach who embraces the balance of student and athlete like Sherri Coale. Even fewer teams have had success while emphasizing the books on the same level as the balls.

The symmetry is a trademark of Coale's program.

She meticulously prepares her athletes to excel in the classroom and on the hardwood. In essence, master the game of life and the challenges presented on the court will fall like dominoes.

Those obstacles have routinely been bulldozed during Coale's 19 years as the head coach of Oklahoma.

The numbers speak for themselves.

Take for example the six Big 12 regular season championships, 58 All-Big 12 Team selections, 103 Academic All-Big 12 honors, four Big 12 Tournament Championships, 14 All-District Academic Team members, 16 straight NCAA Tournament appearances, four Academic All-America Team Members, 13 All-Americans and nine Sweet 16 appearances.

The foundation was laid years ago during a humble upbringing in the oil mining town of Healdton, Okla. Those morals have stood as the roots of Oklahoma women's basketball for more than a decade.

Now they are flourishing on an elite level.

That progress and consistent success has elevated Coale to elite status in college basketball as well as a spot in the Women's Basketball Hall of Fame Class of 2016.

THE BIG DANCE

Coale's previous years were just stepping stones to national prominence as she guided Oklahoma to its first NCAA Final Four and national championship game during the 2001-02 season. The Sooners defeated Duke, 86-71, in the NCAA semifinals and lost to top-ranked and undefeated Connecticut, 82-70, in the title match.

By the conclusion of the greatest run in program history, OU had produced its best record in school and Big 12 Conference history (32-4); won its third consecutive Big 12 regular season title; ended the season with its highest ranking ever (No. 2 in the Associated Press and ESPN/USA Today Coaches polls); and captured its first NCAA Regional and Big 12 Tournament titles.

That season, Coale also had three players selected in the first round of the WNBA draft: Stacey Dales (3rd/Washington); LaNeishea Caufield (14th/Utah); and Rosalind Ross (16th/Los Angeles).

Oklahoma revisited the record books in 2009 with another 32-win season. The Sooners completed another trek through the Big 12, resulting in its sixth season championship, and the Oklahoma City Regional.

The Sooners finished the season No. 4 in the polls following a buzzer-beating heartbreak in the national semifinals to Louisville.

The Sooners' 2010 Final Four run was defined by resiliency as the team was healing from the graduation of two of its most productive players in history and the loss of Whitney Hand to a season-ending ACL injury after five games.

Still Coale, referred to as many as her best coaching effort to date, guided the Sooners to their second straight national semifinals appearance.

PACKING THE LLOYD NOBLE CENTER

With these outstanding accomplishments and media exposure, Coale has sparked excitement across the state and nation. Oklahoma has ranked among the nation's top 20 in women's basketball home attendance for the last decade, including five consecutive top-eight finishes and a record-high third-place finish in 2008 with an average of 10,253.



The top 50 largest home crowds to see women's basketball all occurred during Sherri Coale's tenure, including the record 12,205 that attended OU's 2008 win against Oklahoma State. The Sooners first surpassed the 10,000 attendance mark on Dec. 29, 1999, against top-ranked Connecticut (10,713 fans). In 2008-09, OU drew more than 10,000 in six different home games.

As the victories came, so did Sooner fans. Nearly two million have watched an OU women's basketball game since Coale's arrival. Coale produced her first winning season in 1999 as OU played in front of 1,558 fans per game. Her 2002 Final Four team drew an impressive 6,606 fans per game and all of the attendance records have been re-written.

But Coale's plan isn't just taking place on the hardwood floor of Lloyd Noble Center. She has worked hard to show the public that the athletic and academic pursuits of OU players should be challenged to the fullest. All the while, she was making sure her players understood that

the methods and rules of her program would make them better athletes and better students who would be able to adapt to the outside world once school was completed.

ACADEMIC SUCCESS

Coale, who was an NAIA Scholar-Athlete Award winner and graduated summa cum laude from Oklahoma Christian, is a firm believer in succeeding in the classroom as well as on the court. Under Coale's guidance, her teams have consistently produced some of the highest grade point averages within the athletics department and posted a combined team GPA of 3.0 or better for a program record 31 of 38 semesters since 1996. Four teams (1999, 2001, 2002, 2003) have been named to the Top 25 WBCA Academic Team Honor Roll, while 46 players have earned Academic All-Big 12 honors 103 times.

One of Coale's proudest moments was when former Sooner standout Stacey Dales became OU's first player to earn Academic and Athletic All-America honors in the same season (2001-02). Dales also was voted the 2002 Verizon Academic Student-Athlete of the Year for all NCAA Division I sports. Dales was later joined on the Academic All-America list by Theresa Jantzen in 2003 and Caton Hill in 2004.

SOONER STANDOUTS

OU's most prominent player is Courtney Paris. Recruited with her sister, Ashley, out of California, Paris became the first player in Oklahoma state history, man or woman, to win AP National Player of the Year.

Paris set a record nearly every time she stepped on the court. She was the first four-time All-American by the Associated Press and U.S. Basketball Writers' Association and the first college basketball player ever, regardless of gender or division, to record 2,500 career points and 2,000 career rebounds.

Paris ended her career owning 20 NCAA, 57 Big 12 Conference and 69 Oklahoma records -- her most famous being a streak of consecutive games with a double-double that lasted 112 games.

Stacey Dales became Coale's first Olympian and the school's first two-time Kodak first team All-America selection. She played on the 2000 Canadian National Basketball team that participated in the Olympic Games in Sydney, Australia. Dales also repeated her Big 12 Player of the Year and All-Big 12 first team honors in 2001 and 2002.

In addition to these two standout players, Coale has coached three players to Big 12 Player of the Year honors five times, 27 players to all-conference honors 58 times and four players to First-Team All-America status. She has also developed 13 players into WNBA draft selections: Dales, Caufield, Ross, Maria Villarroel (2004); Phylesha Whaley (2000); Dionnah Jackson (2005); Leah Rush (2007); Ashley and Courtney Paris (2009); Abi Olajuwon, Nyeshia Stevenson and Amanda Thompson (2010), Danielle Robinson (2011) and Whitney Hand (2013).

Caufield also repeated her All-Big 12 second-team honors en route to earning honorable mention Kodak accolades. Hill and Ross appeared on the All-Big 12 third team, while Dales and Jackson were voted to the Big 12 All-Tournament team. Caufield was voted the Defensive Player of the Year by the Women's Basketball News Service and was selected as a Defensive All-American by the Women's Basketball Journal in 2001. Jackson, after appearing on the All-Big 12 second team for two seasons, received first-team All-Big 12 honors and honorable mention Kodak All-America honors for the 2005 season.

USA BASKETBALL

Coale and her Sooners have also been honored by USA Basketball. During the summer of 2005, the OU mentor was named to the USA Basketball Committee by the NCAA. She served on the national board through 2008.



Previously, Coale had served as an assistant coach on the 2001 USA Basketball Women's Junior World Championship Team that won a bronze medal in Brno, Czech Republic, in July 2001.

Leah Rush made her debut with USA Basketball when she was invited to the 2005 USA Basketball Women's National Team Trials. Rush, an Amarillo, Texas, native, was one of the 16 finalists for a spot on the USA World University Games Team.

Ashley and Courtney Paris had international experience before they even donned a Sooner uniform. Both earned gold medals on the 2004 USA Basketball Youth Development Festival West Team. The twins were also invited to tryouts for the 2004 Junior National Team, 2005 USA U19 World Championship Team and the 2006 USA U20 World Championship Team. Courtney went on to make all three teams and earned three gold medals in three international tournaments with the squads. Courtney Paris was the youngest member of the U.S. Senior National Team in 2008.

Welch and Hill represented OU and USA Basketball during the summers of 2003 and 2001, respectively. Welch, a native of Plainview, Texas, was one of 12 Big 12 All-Stars who represented USA Basketball during the 2003 World University Games. Hill was Coale's first player to make a USA Basketball squad. The former Ada, Okla., standout helped the United States to a gold medal at the 2001 World University Games in Beijing, China.

Danielle Robinson won gold with the 2009 World University Games team and was invited to participate with the USA National Team in its 2010 spring training.

COALE'S ACCOLADES

- ▶ Women's Basketball Hall of Fame - Class of 2016
- ▶ Four-time Big 12 Coach of the Year (2000, 2001, 2006, 2009)
- ▶ President of the Kay Yow Cancer Fund (2015)
- ▶ USA Basketball - World University Games (Head Coach), 2013
- ▶ WBCA District V Coach of the Year, 2009
- ▶ WBCA District V Coach of the Year, 2006
- ▶ Norman High School Hall of Fame inductee, 2002
- ▶ Naismith Coach of the Year finalist, 2002
- ▶ USA Basketball - Junior World Univ. Games (Assistant Coach), 2001
- ▶ Naismith Coach of the Year finalist, 2001
- ▶ WBCA District V Coach of the Year, 2001
- ▶ AP Coach of the Year Runner-Up, 2000
- ▶ WBCA District V Coach of the Year, 2000

SHERRI COALE

Most recently, Coale coached the USA Basketball World University Games team, which included Sooner Aaryn Ellenberg, to a gold medal in the summer of 2013 in Kazan, Russia.

SERVING OTHERS

Getting her teams involved within the Sooner family and the community has always been a priority for Coale. She believes it's important for her student-athletes to give back to the community that supports them.

Each player under Coale's supervision has participated in the Sooner Big Sis Program, a program that enables players to volunteer their time as mentors and teacher's aides to elementary schools in the Norman community.

In addition, each season the team gives back to the community by volunteering its time to a non-profit organization. In 2010, the team was involved with Norman's Food and Shelter for Friends, caring for the more than 600 homeless and transitioning families in the local area and, in 2011, OU teamed with ABLE - Able Bodies Learning to Excel.

In previous years, the team has volunteered with the Mary Abbott Children's House, Habitat for Humanity, the Oklahoma City's Children's Hospital, J.D. McCarthy Center for Children with Developmental Disabilities in Norman, the Children's Miracle Network, the CCFI, the United Way's "Meals on Wheels," Race for the Cure and the Norman Women's Resource Center and Battered Women's Shelter.

Additionally, the women's basketball team and many other OU programs have made it an annual event to help host and run the Norman area Special Olympics.

Beginning Sept. 1, 2012, Coale began an appointment to the board of directors of the Kay Yow Cancer Fund, joining those responsible for the fund's strategic leadership and governance.

BEFORE OU

After graduating from Oklahoma Christian, Coale received her first coaching assignment at Edmond Memorial High School, serving a two-year term as an assistant coach.

The next stop was as the head coach of the Norman High School girls' basketball team from 1990-96.

The OU transformation that Coale has spearheaded is strikingly similar to the changes she made at Norman High. She took a declining program and after an 11-12 performance in 1990, her debut season, the Lady Tigers never had a losing record under her tutelage. By the time she left for OU, Coale had directed NHS to two Class 6A state championships and a 147-40 career record. Her final two Norman teams went 53-2. Coale was honored as the region, all-state and Big All-City High School Coach of the Year in 1993.

Through the success of her high school teams, Coale had several players earn NCAA Division I basketball scholarships, including Stacy Hansmeyer to Connecticut (1997-2000), Sarah Dimson to Stanford (1998-2001) and Sunny Hardeman (1998-01) and Shannon Selmon (1999-2002) to Oklahoma.

After being out of the high school ranks for six years, Hansmeyer and Coale were inducted into Norman High School Hall of Fame together in February 2002.

For Coale's life accomplishments, the community of Healdton, Okla., declared August 26, 2001, as "Sherri Coale Day."

Coale isn't the only coach in her household. Her husband Dane, whom she met while at OCU, was formerly the head baseball coach at Purcell High School. She married the former OCU baseball player in June 1987. The couple has two children, son Colton, 23, and daughter, Chandler, 19. The former Sherri Buben and her brother, Jack, are the children of Beverly Stash and Joe Buben. Jack has 15-year-old twins, Jackson and Jaycie.

COALE'S YEAR-BY-YEAR COLLEGIATE COACHING RECORD

| Year | School | Overall | | | Conference | | | | Big 12 Tour. | Postseason |
|-------------------------|----------|------------|------------|-------------|------------|------------|-------------|-----------|--------------|--------------|
| | | W | L | Pct. | W | L | Pct. | Place | | |
| 1996-97 | Oklahoma | 5 | 22 | .185 | 1 | 15 | .063 | 12th | 0-1 | - |
| 1997-98 | Oklahoma | 8 | 19 | .296 | 4 | 12 | .250 | T-10th | 0-1 | - |
| 1998-99 | Oklahoma | 15 | 14 | .517 | 8 | 8 | .500 | T-5th | 0-1 | (WNIT) 1-1 |
| 1999-00 | Oklahoma | 25 | 8 | .758 | 13 | 3 | .813 | T-1st | 0-1 | (NCAA) 2-1 |
| 2000-01 | Oklahoma | 28 | 6 | .824 | 15 | 1 | .938 | 1st | 2-1 | (NCAA) 2-1 |
| 2001-02 | Oklahoma | 32 | 4 | .889 | 14 | 2 | .875 | 1st | 3-0 | (NCAA) 5-1 |
| 2002-03 | Oklahoma | 19 | 13 | .594 | 9 | 7 | .563 | T-5th | 1-1 | (NCAA) 0-1 |
| 2003-04 | Oklahoma | 24 | 9 | .727 | 9 | 7 | .563 | 6th | 4-0 | (NCAA) 1-1 |
| 2004-05 | Oklahoma | 17 | 13 | .567 | 8 | 8 | .500 | T-6th | 1-1 | (NCAA) 0-1 |
| 2005-06 | Oklahoma | 31 | 5 | .861 | 16 | 0 | 1.000 | 1st | 3-0 | (NCAA) 2-1 |
| 2006-07 | Oklahoma | 28 | 5 | .848 | 13 | 3 | .813 | T-1st | 3-0 | (NCAA) 2-1 |
| 2007-08 | Oklahoma | 22 | 9 | .710 | 11 | 5 | .688 | T-3rd | 0-1 | (NCAA) 1-1 |
| 2008-09 | Oklahoma | 32 | 5 | .865 | 15 | 1 | .938 | 1st | 1-1 | (NCAA) 4-1 |
| 2009-10 | Oklahoma | 27 | 11 | .711 | 11 | 5 | .688 | T-2nd | 2-1 | (NCAA) 4-1 |
| 2010-11 | Oklahoma | 23 | 12 | .657 | 10 | 6 | .625 | T-3rd | 1-1 | (NCAA) 2-1 |
| 2011-12 | Oklahoma | 21 | 13 | .618 | 11 | 7 | .611 | T-2nd | 1-1 | (NCAA) 1-1 |
| 2012-13 | Oklahoma | 24 | 11 | .686 | 11 | 7 | .611 | T-3rd | 1-1 | (NCAA) 2-1 |
| 2013-14 | Oklahoma | 18 | 15 | .545 | 9 | 9 | .500 | 6th | 0-1 | (NCAA) 0-1 |
| 2014-15 | Oklahoma | 21 | 12 | .636 | 13 | 5 | .722 | 2nd | 1-1 | (NCAA) 1-1 |
| Total (19 Years) | | 420 | 206 | .671 | 201 | 111 | .644 | -- | 24-15 | 30-17 |



▶ ASSISTANT COACH

20th Year at Oklahoma

Hometown: Chickasha, Okla.

Alma Mater: Oklahoma Christian, '86

Jan Ross is entering her 20th season as an assistant coach on the Oklahoma basketball staff. Ross has played an instrumental part in rebuilding the Oklahoma program. She has helped head coach Sherri Coale turn the Oklahoma women's basketball program into a nationally recognized name.

Since Ross' arrival, the Sooners have won six Big 12 Conference regular season titles, four Big 12 Postseason Championships, produced 13 20-plus win seasons and advanced to 16 consecutive NCAA Tournaments. Ross also helped OU to the 2002 National Championship game and back-to-back national semifinals in 2009 and 2010.

Ross has been extremely active in all phases of Oklahoma's emergence into the national spotlight. Ross' area of emphasis includes coaching OU's frontcourt, recruiting and scouting opponents. Not only is her expertise with post players essential, but Ross is a mastermind when it comes down to the Xs and Os of the game. She is also one of the top recruiters in the game. Ross' recruiting efforts have ensured that the Sooners will remain one of the top women's basketball programs in the country.

In addition to the Sooners' team accomplishments with Ross on the sideline, OU post players have flourished individually. She has helped Phylesha Whaley, Courtney Paris and Caton Hill develop into three of the top post players in the country. All three players are among the best in Oklahoma history and the records books illustrate it.

In past seasons, Ross monitored the academic progress of each student-athlete. As a team, the Sooners

have posted a team GPA of 3.0 or better for 31 of the 383 semesters she has been at OU and have had four student-athletes earn Academic All-America first team honors under Ross' watch. Oklahoma has produced 100 Academic All-Big 12 selections in 19 seasons.

As a player at Oklahoma Christian, she collected numerous playing and academic honors including NAIA honorable mention All-America, All-District IV and All-Sooner Athletic Conference selection as a senior. She also was an NAIA Scholar Athlete and was elected to Who's Who. An all-state athlete at Putnam City West, Ross ranks 11th on Oklahoma Christian's career scoring list with 1,348 points. She holds the school record for career steals (300) and completed her career with a .537 field goal percentage and 494 assists.

After ending her collegiate career with Oklahoma Christian, Ross joined the program as an assistant coach for five years and served as assistant athletics director for two years. This Oklahoman was inducted into her alma mater's Athletic Hall of Fame in February 2003.

Ross also gained coaching experience at Broken Arrow (1995-96) and Del City high schools (1991-95) as the head coach.

The Chickasha, Okla., native received her bachelor's degree in mathematics with a minor in physical education from Oklahoma Christian University (1986) and her master's degree in sports administration from the University of Oklahoma (1990).

ROSS BY THE NUMBERS

NCAA TOURNAMENTS COACHED

- ▶ 2000 - Sweet 16 (Oklahoma)
- ▶ 2001 - Sweet 16 (Oklahoma)
- ▶ 2002 - National Championship Game (Oklahoma)
- ▶ 2003 - First Round (Oklahoma)
- ▶ 2004 - Second Round (Oklahoma)
- ▶ 2005 - First Round (Oklahoma)
- ▶ 2006 - Sweet 16 (Oklahoma)
- ▶ 2007 - Sweet 16 (Oklahoma)
- ▶ 2008 - Second Round (Oklahoma)
- ▶ 2009 - Final Four (Oklahoma)
- ▶ 2010 - Final Four (Oklahoma)
- ▶ 2011 - Sweet 16 (Oklahoma)
- ▶ 2012 - Second Round (Oklahoma)
- ▶ 2013 - Sweet 16 (Oklahoma)
- ▶ 2014 - First Round (Oklahoma)
- ▶ 2015 - Second Round (Oklahoma)

PROMINENT PUPILS

- ▶ LaNeisha Caufield (Utah Starzz)
- ▶ Stacey Dales (Chicago Sky)
- ▶ Dionnah Jackson (Sacramento Monarchs)
- ▶ Abi Olajuwon (Chicago Sky)
- ▶ Ashley Paris (Los Angeles Spark)
- ▶ Courtney Paris (Tulsa Shock)
- ▶ Danielle Robinson (San Antonio Stars)
- ▶ Rosalind Ross (Los Angeles Sparks)
- ▶ Leah Rush (Phoenix Mercury)
- ▶ Nyeshia Stevenson (Phoenix Mercury)
- ▶ Amanda Thompson (Tulsa Shock)
- ▶ Maria Villaroel (Phoenix Mercury)
- ▶ Phylesha Whaley (Minnesota Lynx)

NOTABLE HONORS

- ▶ NAIA Honorable Mention All-American
- ▶ NAIA Scholar-Athlete
- ▶ Holds Oklahoma Christian record for steals (300)
- ▶ Ranks 11th on OCU's all-time scoring list



► ASSISTANT COACH

Fifth Season | Seventh Overall at Oklahoma

Hometown: Denver, Colo.

Alma Mater: Metropolitan State, '86

Pam DeCosta is in her seventh season overall after returning to the University of Oklahoma as an assistant prior to the 2011-12 season. The move brought DeCosta back to the Sooners, where she had a two-year stint as an assistant on Sherri Coale's first OU staff.

DeCosta returned to the Sooners after four seasons at San Jose State University (SJSU). There, she led the Spartans to their first victory over a ranked opponent in nearly three decades and the program's fifth Western Athletic Conference tournament victory in its history.

DeCosta was an assistant for Coale's first two seasons at OU and was instrumental in building its championship foundation having recruiting some of the program's most distinguished student-athletes, including two-time All-American Stacey Dales.

Between her stint at OU, DeCosta was an assistant at the University of Kansas for a total of eight seasons (1994-96 and 1999-2003). During her time at KU, the Jayhawks won a Big Eight Championship and made five NCAA tournament appearances, including a trip to the Sweet 16 in 1996.

Prior to coaching the Spartans, DeCosta was the head coach at Lynn University in Boca Raton, Fla., taking a team that won five games in her first season to double-digit wins each of the next three years.

A 1986 NAIA All-American from Mesa State College in Grand Junction, Colo., DeCosta was inducted into the Rocky Mountain Athletic Conference Hall of Fame in 2007.

DECOSTA BY THE NUMBERS

COACHING HISTORY

- 1991-92 - Metropolitan State (Assistant Coach)
- 1993-94 - Denver East High School (Head Coach)
- 1994-96 - Kansas (Assistant Coach)
- 1996-98 - Oklahoma (Assistant Coach)
- 1998-03 - Kansas (Assistant Coach)
- 2003-07 - Lynn University (Head Coach)
- 2007-11 - San Jose State (Head Coach)
- 2011-present - Oklahoma (Assistant Coach)

NCAA TOURNAMENTS COACHED

- 1994 - First Round (Kansas)
- 1995 - Sweet 16 (Kansas)
- 1999 - Sweet 16 (Kansas)
- 2000 - Second Round (Kansas)
- 2001 - Second Round (Kansas)
- 2012 - Second Round (Oklahoma)
- 2013 - Sweet 16 (Oklahoma)
- 2014 - First Round (Oklahoma)
- 2015 - Second Round (Oklahoma)

PLAYING EXPERIENCE

- 1984-86 - Metropolitan State



▶ ASSISTANT COACH

12th Season | 14th overall at Oklahoma

Hometown: Norman, Okla.

Alma Mater: Southern Nazarene, '93

Wife: April; **Daughters:** Sadie and Shelby; **Sons:** Brayden and Hudson

Chad Thrailkill is in his 12th season as an assistant coach after serving as director of basketball operations for two years. The former high school head coach was hired as an assistant prior to the 2004-05 season.

Thrailkill's duties with the Sooners include working with the Sooner guards and assisting with the recruiting efforts, opponent scouting, practice planning and facility scheduling. In charge of the team's defensive schemes, Thrailkill also concentrates on implementing the team's defensive philosophy.

Prior to joining the Sooners, Thrailkill served as head coach for the Norman North High School boys' basketball program. Thrailkill was named Mid-State Conference Coach of the Year after guiding the boys' team to the 2002 regional title. In 2001, he coached NNHS to the school's first state playoff appearance.

Thrailkill is extremely familiar with Coale's style of play as he served as an assistant to her at Norman High. The two produced a three-year record of 76-7 (.916 winning percentage), coached two teams to the state playoffs (1994, 1996) and produced one state championship title (1996).

Together, Coale and Thrailkill have produced a combined record of 344-117 (.746), including a 264-111 (.704) record at OU, when they team together on the same coaching staff.

Thrailkill also served a four-year stint as head girls' basketball coach at Westmoore High School from 1996 to 2000, where he coached former Sooner Erin Higgins for two years. His 2000 squad finished second in the state with an overall record of 25-3, while the 1999 team won the state crown with a 25-4 mark.

For his coaching performance, he was named the region, Mid-State Conference and Big All-City Coach of the Year. He was also invited to serve as an assistant coach for the Jim Thorpe All-Star Games that summer.

As an athlete, Thrailkill accepted a basketball scholarship to Lenoir-Rhyne (Hickory, N.C.). After one season, he transferred to Southern Nazarene (Bethany) where he was a three-year letterwinner. He also earned a bachelor of science in physical education from SNU in 1993.

He and his wife, April, have a 17-year-old daughter, Shelby; two sons, Brayden, 14, and Hudson, 11, and an 9-year-old daughter, Sadie.

THRAILKILL BY THE NUMBERS

COACHING HISTORY

- ▶ 2002-04 - Oklahoma (Director of Operations)
- ▶ 2004-present - Oklahoma (Assistant Coach)

NCAA TOURNAMENTS COACHED

- ▶ 2005 - First Round (Oklahoma)
- ▶ 2006 - Sweet 16 (Oklahoma)
- ▶ 2007 - Sweet 16 (Oklahoma)
- ▶ 2008 - Second Round (Oklahoma)
- ▶ 2009 - Final Four (Oklahoma)
- ▶ 2010 - Final Four (Oklahoma)
- ▶ 2011 - Sweet 16 (Oklahoma)
- ▶ 2012 - Second Round (Oklahoma)
- ▶ 2013 - Sweet 16 (Oklahoma)
- ▶ 2014 - First Round (Oklahoma)
- ▶ 2015 - Second Round (Oklahoma)

PROMINENT PUPILS

- ▶ Dionnah Jackson (Sacramento Monarchs)
- ▶ Abi Olajuwon (Chicago Sky)
- ▶ Ashley Paris (Los Angeles Spark)
- ▶ Courtney Paris (Tulsa Shock)
- ▶ Danielle Robinson (San Antonio Stars)
- ▶ Leah Rush (Phoenix Mercury)
- ▶ Nyeshia Stevenson (Phoenix Mercury)
- ▶ Amanda Thompson (Tulsa Shock)
- ▶ Maria Villaroel (Phoenix Mercury)



► DIRECTOR OF OPERATIONS

10th Year at Oklahoma

Bringing a wealth of executive experience in corporate, sports and family-owned businesses, Guy Austin joined the OU women's basketball program as Director of Operations in July 2006.

The Seminole, Okla., native left his job as Director of Sales and Marketing with Oklahoma City's Chesapeake Energy Center and Cox Business Services Convention Center to pursue the new venture with OU.

The position is not a major change of scenery for Austin, who has worked daily with sports and entertainment entities since 2000. Austin was part of the management group that hosted the NBA's New Orleans/Oklahoma City Hornets, minor league hockey's OKC Blazers and the Arena2 Football League's OKC Yard Dawgz. This is in addition to numerous live concerts and shows from a variety of prominent artists.

Austin manages the team's finances, plans official visits for potential student-athletes and coordinate the summer basketball camps. He also oversees the OU Fast Break Club, Guest Coach, Coaches' Clinic and Sooner Big Sis programs, in addition to assisting in the numerous marketing aspects for the Sherri Coale-led team.

While with the Ford and Cox Centers, Austin was responsible for the oversight and implementation of marketing and sales strategies. He managed a team of five full-time employees in the execution of premium seating sales, corporate partnerships and event awareness. In addition to being responsible for customer satisfaction and community relationships, he also worked closely with the upper level management team in event operations and problem solving.

Prior to his position as Director of Sales and Marketing, he also served as Sales Manager for the OKC arenas and Director of Special Events for Express Sports.

Before joining the corporate sector, Austin was the owner and operator of Austin Land and Cattle, L.L.C. Austin oversaw the 1,600 acre ranch and 1,000 head purebred cattle operation in his hometown of Seminole. He also handled all sales, advertising and marketing.

Austin's last name is very familiar to Sooner fans. His grandfather's name appears on the Jimmie Austin OU Golf Course. Additionally, Jimmie Austin has endowed a women's basketball scholarship in honor of his late wife, Marie. Uncle, Paul, was also an OU regent.

**► STRENGTH AND CONDITIONING COACH****First Year at Oklahoma**

Brett Frantz is in his first season as an assistant strength and conditioning coach at the University of Oklahoma where he works exclusively with the Sooners' men's and women's basketball programs as well as men's tennis.

Frantz is familiar with Oklahoma women's basketball after serving as a graduate assistant for strength and conditioning during the 2014-15 season. He helps coordinate daily workouts, monitors nutrition and assists in day-to-day planning for practice.

Prior to joining the staff at OU, Frantz worked for one season as a volunteer assistant coach at the University of Texas, working primarily with the Longhorns' men's basketball team.

A graduate of Southwestern Oklahoma State University in Weatherford, Okla., Frantz played four seasons for the Bulldogs' men's basketball team.

Frantz is currently pursuing his master's degree in intercollegiate athletic administration at OU and is projected to graduate in the spring of 2016. He has earned certifications from the National Strength and Condition Association (NSCA) and the Gray Institute.

SUPPORT STAFF



Ethan Burton
Video Coordinator
(First Year at OU)



Colton Coale
Graduate Assistant
(First Year at OU)



Kate Gaines
Administrative Assistant
(11th Year at OU)



Ryan Lawrence
Equipment Manager
(Sixth Year at OU)



Carolynn Loon
Athletics Trainer
(11th Year at OU)



Alicia Mackey
Marketing
Associate Director
(Third Year at OU)



Emily Mattson
Office Manager
(Third Year at OU)



Tyler Pigg
Communications
Associate Director
(First Year at OU)



Grant Wade
SoonerVision
(Third Year at OU)



Eli Wilkerson
Director of Marketing
(Third Year at OU)

David L. Boren, who has served Oklahoma as governor and U.S. senator, became the 13th president of the University of Oklahoma in November 1994. He is the first person in state history to have served in all three positions.

Boren is widely respected for his academic credentials, his longtime support of education, and for his distinguished political career as a reformer of the American political system. A graduate of Yale University in 1963, Boren majored in American history, graduated in the top one percent of his class and was elected Phi Beta Kappa. He was selected as a Rhodes Scholar and earned a master's degree in politics, philosophy and economics from Oxford University, England, in 1965.

In 1968, he received a law degree from the University of Oklahoma College of Law, where he was on the Law Review, elected to the Order of the Coif, and won the Bledsoe Prize as the outstanding graduate by a vote of the faculty.

As Oklahoma's governor from 1974 through 1978, Boren promoted key educational initiatives that have had an enduring impact on Oklahoma. Established during his tenure were the Oklahoma Arts Institute, the Scholar-Leadership Enrichment Program, and the Oklahoma Physicians Manpower Training Program, which provides scholarships for medical students and medical personnel who commit to practice in underserved rural areas. Also, the first state funding for Gifted and Talented classes in K-12 public schools was provided in 1976 and, from 1976 through 1978, Oklahoma ranked first among all states in the percentage increases of funding for higher education.

One of Boren's most far-reaching projects in promoting quality education at all levels is the Oklahoma Foundation for Excellence, which he founded in 1985. The foundation recognizes outstanding public school students and teachers and helps establish private local foundations to help give academic endowment grants to local public schools.

As a U.S. senator, he was the author of the National Security Education Act in 1991, which provides scholarships for study abroad and for learning additional languages. He also authored legislation to restore the tax deductibility of gifts of appreciated property to universities in 1993 and served as co-chair of the President's bipartisan Intelligence Advisory Board. Boren, also a former state legislator, spent nearly three decades in elective politics before becoming the president of the University of Oklahoma. Boren was the youngest governor in the nation when he served from 1974 to 1978. Known as a reformer, Boren campaigned with a broom as his symbol. During his term, he instituted many progressive programs, including conflict-of-interest rules, campaign-financing disclosure, stronger open meeting laws for public bodies, more competitive bidding on state government contracts, and reform of the state's prison system, including expanded education programs for first-time offenders and the largest expansion of the work-release program in state history. He advocated and signed into law the state's Open Meeting Law in 1977.

During his time in the U.S. Senate from 1979 to 1994, Boren served on the Senate Finance and Agriculture Committees and was the longest-serving chairman of the Senate Select Committee

on Intelligence. From his days as a state legislator and governor of Oklahoma to Washington, Boren carried a commitment to reform, leading numerous efforts to make government work better for American citizens. As chairman of the Senate Intelligence Committee, he strengthened oversight of secret government programs and reformed the procedures for Presidential notice of such programs to Congress.

For more than 10 years, he led the fight for congressional campaign finance reform and for legislation discouraging administration and congressional staff from cashing in on government experience and contacts by becoming lobbyists. In addition, he introduced legislation seeking to limit gifts and travel subsidies that government workers, including members of Congress, can receive from lobbyists. Boren also chaired the special 1992-93 Joint Committee on the Organization of Congress, which produced proposals to make Congress more efficient and responsive by streamlining congressional bureaucracy, reducing staff and reforming procedures to end legislative gridlock.

Authored by Boren, the National Security Education Act of 1991 formed the largest federally funded study abroad program since the Fulbright Scholarship program. The program offers scholarships and fellowships to U.S. undergraduate and graduate students, respectively, to study abroad in areas critical to U.S. national security. Since the program's inception, over 2,000 NSEP award recipients have used their knowledge from their time abroad to serve the federal government in various departments and agencies.

Boren left the U.S. Senate in 1994 with an approval rating of 91 percent after being reelected with 83 percent of the vote in 1990, the highest percentage in the nation in a U.S. Senate contest in that year.

Boren served from 1988 to 1997 as a member of the Yale University Board of Trustees. His university experience also includes four years on the faculty of Oklahoma Baptist University, where he was chairman of the Department of Political Science and chairman of the Division of Social Sciences. In 1993, the American Association of University Professors presented Boren with the Henry Yost Award as Education Advocate of the Year.

In April 2004, Boren received the Mory's Cup from the Mory's Association at Yale University. In making the presentation to Boren it was noted that he was the first Yale graduate in the university's history extending over three centuries to have served as a Governor, U.S. Senator and President of a major university.

Under Boren's leadership, the University of Oklahoma has developed and emerged as a "pacesetter university in American public higher education," with more than 20 major new



programs initiated since his inauguration. They include establishment of the Joe C. and Carole Kerr McClendon Honors College, the Charles M. Russell Center for the Study of Art of the American West, a new expository writing program for freshmen modeled on the program at Harvard, an interdisciplinary religious studies program, the Artist-in-Residence Program, a new College of International Studies, a new Institute for American Constitutional Heritage, an Institute for Quality Communities and the Faculty-in-Residence Program putting faculty family apartments in student residence halls. The Retired Professors Program has been started, bringing 50 retired full professors back to the University to teach freshmen.

The number of new facilities started or completed on the campus during the Boren years has matched the explosion in new programs. Since 1994, almost \$2 billion in construction projects have been completed or are under way on OU's three campuses. Among the largest of the recent projects are the \$67 million National Weather Center on OU's Norman Campus; the \$128 million Peggy and Charles Stephenson Cancer Center on OU's Health Sciences Center campus in Oklahoma City and the \$35 million OU-Tulsa Schusterman Center Clinic.

Presidential Travel Scholarships, students from 120 countries on campus, study abroad programs in over 50 countries and 100 cities in six continents, and the new International Programs Center are all making OU more international. The Honors College assures that no students need to leave Oklahoma to find an educational experience to match their potential.

In 1995, Boren launched the "Reach for Excellence" fundraising campaign with a five-year goal of \$200 million, which was twice as large as any fundraising drive in Oklahoma history. The drive exceeded \$500 million, raising OU into the top 15 public universities in the United States in private endowment per capita. Since 1994, endowed professorships have increased from 100 to 560 and the OU donor base has grown from 17,000 to more than 185,000 friends and alumni. During Boren's tenure over \$1.9 billion in private gifts have been donated to the university.

Above all, the Boren years have been marked by an emphasis on putting students first. There is not a university president in the country that is more committed to students as his number one priority. He teaches a freshman-level course in political science each semester and is one of the few presidents of major universities to teach.

Boren is married to Molly Shi Boren, a former judge and English teacher. Mrs. Boren is President Emeritus of the Oklahoma Arts Institute, which provides education programs in nine arts disciplines for high school students from across the state who are gifted in the arts. Molly Boren has two degrees from the University of Oklahoma, a master's degree in English and a Juris Doctorate from the OU College of Law. A native of Seminole, Boren has two children, Carrie Christine Boren, an Episcopal minister, and David Daniel Boren, a former member of the United States Congress from Oklahoma. Devoting much of his life to public service, Boren drew from the example of his parents, the late Congressman Lyle H. Boren and Christine Boren.

JOE CASTIGLIONE

When Joe Castiglione came to Oklahoma, he inherited one of the most storied programs in college athletics, and he set about creating a positive culture where core values, a dynamic mission and a collaborative spirit develop a world class experience for student-athletes.

Some would argue that his 17-year tenure represents the best of the best. With 10 national championships and 72 conference titles, including five in the 2014-15 academic year, during his tenure, Castiglione's record is certainly one of great merit. Add in the record progress in the classroom for our Sooners and you get a sense of the overall excellence that Castiglione has encouraged and built.

A place where competitive dreams come true and academic excellence are the expectations, not the exceptions, has been created at OU by Castiglione with the full support of OU President David L. Boren and OU's Board of Regents.

The 11th and second longest serving director of athletics at OU, Castiglione arrived on the Sooner campus in summer of 1998 and what he found was nothing like what we see today. He made a number of changes, and, in the process, created a team of administrators, coaches and support staff who pursue and achieve lofty goals under the banner of ethical integrity.

The Sooners continue to rank among the top 25 in the annual Learfield Director's Cup, including an all-time best of seventh in 2012-13. The 2014-15 competitive season resulted in OU's sixth consecutive top 25 finish out of 289 teams that were ranked and the 15th in the top 30 in Castiglione's 17 seasons at the helm.

Oklahoma's consistent performance in the Director's Cup has been built through overall success in competition. OU sent 19 of 21 sport teams to the postseason and a total of five teams, led by the 2015 men's gymnastics team's national title, finished in the top 10. That number included a runner-up NCAA finish by the men's tennis team, a third-place finish by the women's gymnastics team as well as top 10 finishes from men's basketball and softball, both tied for ninth.

The true measure of achievement for Castiglione and, by extension, the department's coaches and staff, is demonstrated in the success of the student-athletes in relation to the department's mission statement "Inspiring champions today . . . Preparing leaders for tomorrow." Castiglione believes that excellence on the field of competition should correlate with the outstanding results from the classroom. OU student-athletes once again recorded a cumulative GPA over 3.00 for fall 2014 and spring 2015 semesters, a streak of seven consecutive semesters of a 3.00-plus GPA. The student-athletes produced a single semester GPA of 3.06 in the 2014 fall semester, tying the previous all-time best. A total of 11 Sooner programs recorded a perfect 1,000 Academic Progress Rate and all Sooner teams finished above the NCAA minimum APR score for the fifth consecutive year. Three teams, women's golf, women's gymnastics and women's tennis led the Big 12 in their respective sports with their perfect multi-year APR scores of 1,000. During the year, the NCAA announced that OU's student-athletes had established an all-time best 80 percent graduation success rate (GSR) and the GSR of 82.7 percent of OU's teams increased or remained the same as the previous year.

Since arriving at OU, Castiglione has insisted that daily and long-term decisions be made in a financially responsible manner. The department has closed the books in the black in each of the last 17 years, making it one of the very few Division I programs which remain totally self-sustaining. His understanding of how the department fits into the University's academic mission led to a decision to increase the direct support provided by the department on an annual basis. The most recent demonstration of that commitment led to a partnership with President Boren's office that eliminated the admission fee at OU's internationally known Fred Jones Jr. Museum of Art. Through direct and indirect support, OU Athletics provides more than \$8 million annually to OU's academics budget.

Facility improvement and construction of athletics facilities has been carried out at a record pace and Castiglione takes pride in the fact that those improvements have been paid for with private money. The most recent facility completion is the \$75 million Headington Hall, which provides housing for the general student population as well as student-athletes. The state-of-the-art building opened in August 2013 and makes OU the leader in providing an engaging community living option for OU students.

Castiglione understands that facilities are a key component in recruiting as well as for the thousands of Sooner fans who come to the Norman campus to cheer on their favorite team. With that knowledge, OU administrators announced a major and evolving update to the Gaylord Family Oklahoma Memorial Stadium Master Plan. To be carried out over the next several years, the improvements will directly affect every Sooner student-athlete and every fan who enters the historic stadium. The \$160 million first phase is underway and will be completed during the 2016-17 academic year. In June of 2015, another multi-million dollar renovation to Lloyd Noble Center was announced as construction on the stadium facilities was about to begin.

Castiglione is quick to give full credit to the student-athletes and coaches, the staff, OU President Boren, the OU Board of Regents, the donors and the fans for the success experienced during his tenure. It was that commitment to a team approach emphasis that was one of the many qualities that the search committee recognized when they recommended Castiglione to university administration in April of 1998 after an outstanding administrative career at Missouri.

In recognition of the many achievements of his tenure, Castiglione was named National Athletic Director of the Year in May 2009 by the Sports Business Journal. The National Football Foundation and College Hall of Fame named him the 2013 recipient of the John L. Toner Award, presented annually by the NFF to an athletic director who has demonstrated superior administrative abilities and shown outstanding dedication to college athletics and particularly college football. In April 2014, Castiglione received the Abe Lemons/Paul Hansen Award for Sports Excellence from Oklahoma City University.

His peers have honored him as well. In November 2012, the United States Sports Academy named him the winner of the Carl Maddox Sports Management Award. In October 2004, the Bobby Dodd Foundation named him Athletics Director of the Year. In 2003, he was inducted into the National Association of Collegiate Marketing Administrators Hall of Fame. In June 2001, he received the General Robert R. Neyland Athletic Director Award for lifetime achievement from the All-American Football Foundation. The National Association of Collegiate Directors of Athletics (NACDA) named him Central Region AD of the Year in 2000.

The department received the 2007 PRISM Award, presented by the School of Sports Management at the University of Massachusetts. OU was just the second Division I winner and all of the programs recognized by the selection panel were started under Castiglione's leadership with the full support of university administration.

The achievement that may bring him the most pride came in May 2007 when he completed a master's of education degree from OU. Subsequently, he became an adjunct professor in the Jeannine Rainbolt College of Education,



teaching graduate classes in Marketing, Development and Leadership in Higher Education. He serves on the College's Board of Advocates. He was recently recognized for his distinguished service by OU's College of Arts & Sciences.

Castiglione was instrumental in the athletics department's major campaign, Great Expectations: The Campaign For Sooner Sports. The then largest fund-raising effort in OU athletics history included projects that impacted each of OU's 21 sports and has become a national model for intercollegiate athletics. The campaign ended three years later with more than \$125 million raised and that figure is now projected to grow to over \$500 million as funds continue to be raised for facility improvements and scholarship endowments.

Hired on April 30, 1998, Castiglione joined the Sooner family after serving as athletics director at Missouri. In his 17-year career with the Tigers, Castiglione, who was named director of athletics at Missouri on Dec. 15, 1993, was credited with rebuilding sports programs, hiring outstanding coaches, implementing an innovative master plan for facilities, inspiring record-setting increases in fund-raising and balancing the budget in each of his five years as athletics director.

A 1979 Maryland graduate, Castiglione received the University's Distinguished Alumnus Award in April 2007. His career journey began as the sports promotions director at Rice. He then worked a year as director of athletic fund-raising at Georgetown before being hired in 1981 at Missouri as director of communications and marketing. He will mark his 22nd year of serving student-athletes as an Athletics Director at two different institutions.

His commitment to the success of student-athletes has gone beyond the Norman campus and he has served at the national and conference level. He was elected chairman of the NCAA Division I Men's Basketball Committee for the 2015-16 academic year. He also chaired the NCAA's Football Academic Progress Rate (APR) Working Group

and completed service on the NCAA Working Group on Collegiate Model-Rules Committee. He also serves on the Gatorade Collegiate Advisory Board and the National Football Foundation and College Football Hall of Fame Board of Directors.

He served three terms as the chair of the Big 12 Board of Athletics Directors and is a past president of both the Division I-A Athletic Directors Association and NACDA. He served a four-year term on the NCAA Championship/Competition Cabinet and the NCAA Baseball Committee and is a past member of the NCAA Football Special Events Certification Committee. He has served on the NCAA Diversity Leadership Strategic Planning Committee, the NCAA Division I Women's Basketball Discussion Group, the United States Olympic Committee Athlete Career and Education Strategic Working Group and the NCAA Football Issues Committee of which he now serves as chairman. A former member of the Phi Delta Theta Foundation Board of Trustees, he is a highly requested speaker at annual conventions and continuing education institutes. In November 2011, his hometown recognized him by selecting him for the Broward County (Fla.) Sports Hall of Fame.

His involvement in the local community has led to service with civic clubs, churches and charities, including the United Way of Norman, recently serving his third term as OU's campus co-chair, which resulted in the highest recorded contributions ever by faculty, staff and students to the United Way of Norman's annual campaign. He encourages student-athletes and athletics staff to participate in those efforts as well, and in 2014-15, OU Athletics representatives logged more than 4,000 hours of community service.

A native of Fort Lauderdale, Fla., Castiglione is married to the former Kristen Bartel, a 1990 graduate of the University of Missouri. They are the parents of two sons, Joseph Robert, Jr. and Jonathan Edmund.



2014-15 REVIEW



16 AND COUNTING...

In its 19th year under head coach **Sherri Coale**, Oklahoma finished with a 21-12 overall record and went 13-5 in the Big 12 Conference to earn sole possession of second place. OU made its 16th straight appearance in the NCAA Tournament (was a No. 5 seed) and advanced to the second round. More about the 2014-15 season:

► Picked by Big 12 coaches in October to finish in fifth place in the conference, OU finished alone in second place. The Sooners' 13 victories in Big 12 play were the most by an OU team since the 2008-09 season.

► OU's NCAA Tournament appearance marked the program's 18th overall and the 16th straight trip for the Sooners. Oklahoma's streak of 16 consecutive NCAA Tournament berths rank as the sixth-longest active streak in the country.

► Coale earned her 400th collegiate win when OU beat Washington, 90-80, on Nov. 14 in Norman. She ranks third among current Big 12 coaches with 420 career wins.

► Coale was named as an inductee to the 2016 class of the Women's Basketball Hall of Fame. She will be inducted in June 2016 in Knoxville, Tenn.

► Sophomore **Peyton Little** was a first-team All-Big 12 Selection and the league's Newcomer of the Year. In her first season at OU, Little led the Sooners averaging 12.6 points per game and hit a team-high 56 3-pointers. She ranked sixth in the Big 12 in 3-pointers made per game (1.70), seventh in 3-point field goal percentage (.344) and ninth in scoring. In Big 12 play, she ranked first in the league with a free throw percentage of .860, second with her 2.17 3-pointers per game, fourth with a .386 3-point field goal percentage and sixth in scoring with 15.1 points per game. Little also led the Sooners in scoring 11 times during the season, including in 10 of the last 15 games. The guard from Abilene, Texas, is the third Sooner in school history to grab Big 12 Newcomer of the Year honors. She joins the exclusive list with Yolanda Anderson and Portia Durrett, who earned the award in 2009 and 2013, respectively.

2014-15 AT A GLANCE

Overall Record: 21-12

Big 12 Record: 13-5 (second place)

Home Record: 12-1 (8-1 in Big 12)

Road Record: 6-8 (5-4 in Big 12)

Neutral Site Record: 3-3

► NCAA Tournament Second Round

► Junior forward **Kaylon Williams** and sophomore guard **Gioya Carter** were second-team All-Big 12 selections. Williams ranked second on the squad in scoring (12.2 ppg) while averaging a team-high 6.6 rebounds per game. Her .596 field goal percentage led the Big 12 and ranks as the fifth-best mark in OU single-season history. Williams was second in the league with 3.44 offensive rebounds per game and eighth in rebounds per game (6.6). Against Big 12 opponents, she led the league with a .595 field goal percentage and 3.9 offensive rebounds per contest.

Carter started 26 of 33 games in her second season at OU, ranking third on the team in scoring with 9.9 points per game while leading the squad with a .793 free throw percentage. She was named Big 12 Player of the Week on Jan. 5 by helping the Sooners to wins over Yale and West Virginia. Carter produced 10 double-figure scoring games in league play, including three games with 20 points or more. Her .818 free throw percentage in Big 12 play was the third-best mark in the league. She finished the season by making 18 straight free throws.

► Freshman guard **Gabbi Ortiz** started all 33 games at point guard for the Sooners, was named the Big 12's Freshman of the Year and earned a spot on the league's all-freshmen team. Ortiz led the Sooners with 117 assists (3.5 apg) while chipping in 8.2 points per game. She ranked eighth in the conference in assists per game (3.5) and assist/turnover ratio (1.39). Ortiz became the sixth player in program history to be named Big 12 Freshman of the Year and was a two-time league freshman of the week selection.

► During the summer, Ortiz led Team USA to the gold medal at the 2015 FIBA U19 World Championships. The Racine, Wis., native started all seven games at point guard for the United States.

► Senior **Sharane Campbell-Olds** earned a spot on the All-Big 12 honorable mention team. Campbell-Olds started all 33 games for the Sooners, averaging 9.6 points per game. She finished her career with 1,075 points, the 15th-best total in school history.

► The Sooners ranked second in the Big 12 in scoring and 26th nationally averaging 74.7 points per game. OU's .435 field goal percentage also ranked second in the league and 37th nationally.

► Campbell-Olds, **Nicole Kornet** and **Maddie Manning** were each named to the Academic All-Big 12 First Team. **T'ona Edwards**, **Whitney Ritchie** and Little were recognized on the Academic All-Big 12 Second Team.

YOUTH MOVEMENT

Oklahoma was the youngest squad in the 2015 NCAA Tournament, starting a freshman, two sophomores, a junior and a senior. Of the Sooners' 15 players, 12 were either a freshman, sophomore, redshirt sophomore or a first-year member of the team. Only four OU players had experience in the NCAA Tournament heading into the season.

DEFENDING THE HOME COURT

One of the keys to OU's successful season was its performance in home games. The Sooners were 12-1 in Norman on the year with their only loss coming in their finale to Kansas. They averaged 76.4 points per game at the Lloyd Noble Center, outscoring their opponents by an average of 14.4 points per contest.

OU knocked off two top-five opponents at the Lloyd Noble Center during the 2014-15 season. The Sooners topped fifth-ranked Texas, 70-59, on Jan. 14. On Feb. 25, OU knocked off No. 3 Baylor, 68-64, marking the first time the Sooners defeated two top-five opponents in one season since 2008-09.

GOING OVER THE CENTURY MARK

In the opening round of the 2015 NCAA Tournament, OU set the school record for points scored in a postseason game in its 111-84 win over Quinnipiac on March 21. The Sooners' 111 points were the most in a NCAA Tournament game since 2000. Five players scored in double figures, led by **Gabbi Ortiz's** 16 points.

COALE NAMED TO HALL OF FAME

Oklahoma head women's basketball coach **Sherri Coale** is among six members of the Women's Basketball Hall of Fame Class of 2016. Joining Coale in the 18th group of inductees into the Hall of Fame on June 11, 2016, will be June Corteau (contributor), Joe Lombard (coach), Jackie Stiles (player), Bill Tipps (contributor, posthumously) and Natalie Williams (player).

The Class of 2016 will be inducted into the Women's Basketball Hall of Fame in Knoxville, Tenn. With the induction of the six new members, the Hall of Fame will have 151 total honorees.

QUICK HITTERS

► Oklahoma's NCAA Tournament appearance was its 18th in school history, 16th consecutive and 17th in the last 21 seasons.

► OU earned its 30th NCAA Tournament win under head coach Sherri Coale in 2015. The Sooners' 30-17 record under Coale in the NCAA Tournament is the second-best mark in the Big 12.

► In Big 12 play, OU ranked in the top four of the league in scoring offense (second; 72.2 ppg), field goal percentage (second; .428), 3-point field goal percentage (second; .356), free throw percentage (fourth; .735) and scoring margin (second; +5.8).

► The Sooners began their Big 12 slate by winning seven straight games in league play. It was OU's best start in conference play since the 2008-09 season.

► Ten of Oklahoma's 14 players averaged double-figure minutes during the season.

► Freshman **Gabbi Ortiz** led the Sooners averaging 32.3 minutes per game, while **Peyton Little** played 30.6 minutes per game.

► Oklahoma extended its home winning streak to 17 straight victories over Oklahoma State at the Lloyd Noble Center with a 73-54 win on Jan. 19. The Sooners also picked up their first road victory in Stillwater since 2011 on March 2 with a 66-56 comeback win.

► Six of OU's 12 losses came to teams ranked in the top 25 of the final AP poll (USF, Kentucky, Duke, Baylor [twice], and Stanford owned a combined average record of 27-9).

► The Sooners earned season sweeps of the following Big 12 schools: TCU, Oklahoma State, Kansas State and Texas Tech. They earned a split with Baylor, Kansas, Texas, Iowa State and West Virginia.

► Senior guard **Sharane Campbell-Olds** finished her career ranked seventh on the school's all-time list for games played with 135.

► Junior forward **Kaylon Williams** recorded six of OU's 14 double-doubles during the 2014-15 season. Her .596 field goal percentage ranked as the fourth-best mark in the NCAA.

► Sophomore guard **Peyton Little** finished with a career-high 30 points in the Sooners' win at Kansas State on Feb. 21. Little scored 20 or more points in four of OU's final seven games. Little drained a career-high eight 3-pointers against the Wildcats. She was one 3-pointer shy of tying an Oklahoma single-game record held by both Nyeshia Stevenson and Carin Stittes.

SEASON RESULTS

| Date | Opponent | Score | W/L | Attend. | Points Leader | Rebounds Leader | Assists Leader |
|-------|---------------------|--------|---------|---------|-----------------------------|--------------------------------|-----------------------------|
| 11/14 | Washington | 90-80 | W | 5230 | Campbell..... 26 | Campbell 11 | Little..... 5 |
| 11/18 | Lamar | 100-73 | W | 4201 | Campbell..... 16 | L. Williams..... 8 | Ortiz 7 |
| 11/21 | Bradley | 104-55 | W | 5285 | K. Williams 16 | Kornet..... 7 | Carter 6 |
| 11/27 | vs. USF # | 68-83 | L | 1978 | Campbell..... 16 | K. Williams..... 6 | Ortiz 6 |
| 11/28 | vs. Kentucky # | 88-92 | L (OT) | 1988 | Campbell..... 23 | Treece, K. Williams 8 | Ortiz 4 |
| 11/29 | vs. Illinois # | 78-76 | W (OT) | 2347 | Ortiz, K. Williams 15 | Ortiz 12 | Carter 4 |
| 12/7 | at North Texas | 68-39 | W | 1937 | Kornet 14 | Little 7 | Edwards, L. Williams..... 4 |
| 12/14 | at UALR | 62-66 | L | 1330 | Kornet 20 | Pierre-Louis 8 | Campbell 4 |
| 12/17 | at Duke (13) | 72-92 | L | 4006 | Ortiz, Wyatt 14 | Ortiz 5 | Ortiz 8 |
| 12/21 | at Arkansas | 64-71 | L | 3689 | Kornet, Treece..... 11 | Kornet..... 6 | Little..... 3 |
| 12/30 | Yale | 71-54 | W | 4990 | K. Williams 20 | Campbell, K. Williams 8 | Ortiz 8 |
| 1/4 | West Virginia | 71-60 | W | 5400 | Carter 24 | Carter..... 8 | Ortiz, Carter..... 3 |
| 1/7 | at Kansas | 69-57 | W | 1718 | Carter 19 | K. Williams..... 11 | Ortiz 3 |
| 1/10 | at Texas Tech | 75-58 | W | 4629 | Little..... 13 | K. Williams..... 7 | Little, Carter 3 |
| 1/14 | Texas (5) | 70-59 | W | 5610 | Manning..... 14 | Little 10 | Manning, Campbell 2 |
| 1/17 | at TCU | 97-81 | W | 1350 | K. Williams 25 | K. Williams..... 12 | Carter 5 |
| 1/19 | Oklahoma State | 73-54 | W | 7111 | Carter 18 | Little 7 | Edwards..... 2 |
| 1/24 | Texas Tech | 70-64 | W | 5676 | Carter 22 | Carter..... 9 | Ortiz 3 |
| 1/29 | at Texas (14) | 81-84 | L (20T) | 2813 | Carter, Little 16 | Campbell, Ortiz, Little..... 6 | Ortiz 3 |
| 2/1 | at West Virginia | 69-78 | L | 4069 | Little..... 15 | Campbell 5 | Ortiz 5 |
| 2/4 | Iowa State | 75-66 | W | 6042 | Little..... 18 | Campbell 10 | Williams 4 |
| 2/7 | Kansas State | 66-58 | W | 5353 | Little..... 19 | K. Williams..... 7 | Cater, Little 5 |
| 2/11 | at Baylor (3) | 66-89 | L | 7683 | Little..... 22 | K. Williams..... 9 | Ortiz 5 |
| 2/14 | TCU | 77-54 | W | 6475 | Little..... 21 | K. Williams..... 11 | Edwards..... 4 |
| 2/17 | at Iowa State | 76-84 | L (OT) | 9964 | Little..... 22 | K. Williams..... 7 | Ortiz 8 |
| 2/21 | at Kansas State | 73-64 | W | 5418 | Little..... 30 | K. Williams..... 12 | Campbell 4 |
| 2/25 | Baylor (3) | 68-64 | W | 5479 | Campbell, Williams..... 15 | Campbell 9 | Ortiz 5 |
| 2/28 | Kansas | 58-65 | L | 3000 | K. Williams 20 | Campbell 10 | Ortiz 4 |
| 3/2 | at Oklahoma State | 66-56 | W | 4364 | K. Williams 20 | Ortiz 7 | Ortiz 4 |
| 3/7 | vs. West Virginia ! | 67-55 | W | 4224 | Little..... 15 | K. Williams..... 10 | Ortiz 4 |
| 3/8 | vs. Texas ! | 46-59 | L | 4580 | Carter, Little 11 | Campbell 8 | Campbell 3 |
| 3/21 | vs. Quinnipiac | 111-84 | W | 2830 | Ortiz 16 | Carter..... 5 | Carter 5 |
| 3/23 | vs. Stanford (17) ! | 76-86 | L | 2532 | K. Williams 22 | K. Williams..... 10 | Carter 5 |

Associated Press rankings in parentheses

Paradise Jam Tournament (St. Thomas, USVI)

! Phillips 66 Big 12 Tournament (Dallas, Texas)

@ NCAA Tournament First/Second Round (Palo Alto, Calif.)

| Record Summary | Overall | Home | Away | Neutral |
|----------------------|---------|------|------|---------|
| All Games | 21-12 | 12-1 | 6-8 | 3-3 |
| Big 12 Games | 13-5 | 8-1 | 5-4 | 0-0 |
| Non-Conference Games | 8-7 | 4-0 | 1-4 | 3-3 |

▶ OVERALL STATISTICS (21-12)

| # | Player | gp-gs | min | avg | Total | | | 3-Point | | F-Throw | | Rebounds | | | | | | | | | | | |
|----------------|-----------------------|-------|------|------|----------|------|---------|---------|---------|---------|-----|----------|------|------|-----|----|-----|-----|-----|-----|------|------|--|
| | | | | | fg-fga | fg% | 3fg-fga | 3fg% | ft-fta | ft% | off | def | tot | avg | pf | dq | a | to | blk | stl | pts | avg | |
| 10 | Little, Peyton | 33-31 | 1011 | 30.6 | 142-346 | .410 | 56-163 | .344 | 77-98 | .786 | 19 | 88 | 107 | 3.2 | 57 | 3 | 58 | 58 | 0 | 38 | 417 | 12.6 | |
| 42 | Williams, Kaylon | 32-32 | 745 | 23.3 | 161-270 | .596 | 0-0 | .000 | 68-110 | .618 | 110 | 102 | 212 | 6.6 | 113 | 7 | 42 | 63 | 19 | 33 | 390 | 12.2 | |
| 25 | Carter, Gioya | 33-26 | 709 | 21.5 | 112-280 | .400 | 30-75 | .400 | 73-92 | .793 | 26 | 86 | 112 | 3.4 | 113 | 11 | 62 | 66 | 9 | 27 | 327 | 9.9 | |
| 24 | Campbell, Sharane | 33-33 | 889 | 26.9 | 106-229 | .463 | 28-75 | .373 | 76-109 | .697 | 53 | 134 | 187 | 5.7 | 100 | 6 | 59 | 76 | 15 | 39 | 316 | 9.6 | |
| 21 | Ortiz, Gabbi | 33-33 | 1066 | 32.3 | 94-262 | .359 | 49-147 | .333 | 33-47 | .702 | 32 | 89 | 121 | 3.7 | 62 | 2 | 117 | 84 | 1 | 34 | 270 | 8.2 | |
| 23 | Manning, Maddie | 31-0 | 431 | 13.9 | 41-94 | .436 | 12-29 | .414 | 51-66 | .773 | 15 | 53 | 68 | 2.2 | 55 | 4 | 33 | 55 | 14 | 15 | 145 | 4.7 | |
| 01 | Kornet, Nicole | 31-2 | 369 | 11.9 | 47-118 | .398 | 27-77 | .351 | 20-31 | .645 | 8 | 51 | 59 | 1.9 | 35 | 2 | 10 | 20 | 3 | 14 | 141 | 4.5 | |
| 00 | Pierre-Louis, Vionise | 31-1 | 323 | 10.4 | 46-93 | .495 | 0-0 | .000 | 31-61 | .508 | 39 | 67 | 106 | 3.4 | 52 | 0 | 10 | 33 | 22 | 8 | 123 | 4.0 | |
| 32 | Williams, LaNesia | 31-6 | 387 | 12.5 | 45-115 | .391 | 4-12 | .333 | 16-26 | .615 | 13 | 26 | 39 | 1.3 | 39 | 1 | 28 | 34 | 1 | 18 | 110 | 3.5 | |
| 30 | Treece, McKenna | 29-0 | 237 | 8.2 | 38-79 | .481 | 0-1 | .000 | 19-24 | .792 | 17 | 37 | 54 | 1.9 | 23 | 0 | 5 | 15 | 11 | 1 | 95 | 3.3 | |
| 11 | Wyatt, Derica | 25-0 | 249 | 10.0 | 24-74 | .324 | 20-63 | .317 | 5-9 | .556 | 4 | 19 | 23 | 0.9 | 14 | 0 | 12 | 11 | 0 | 4 | 73 | 2.9 | |
| 02 | Edwards, T'ona | 32-0 | 265 | 8.3 | 16-43 | .372 | 2-11 | .182 | 10-15 | .667 | 9 | 26 | 35 | 1.1 | 30 | 0 | 35 | 24 | 1 | 17 | 44 | 1.4 | |
| 13 | Ritchie, Whitney | 12-1 | 30 | 2.5 | 5-10 | .500 | 2-6 | .333 | 0-0 | .000 | 1 | 1 | 2 | 0.2 | 3 | 0 | 1 | 3 | 0 | 1 | 12 | 1.0 | |
| 22 | Kellogg, Shaya | 6-0 | 16 | 2.7 | 0-1 | .000 | 0-1 | .000 | 2-2 | 1.000 | 1 | 4 | 5 | 0.8 | 1 | 0 | 1 | 2 | 0 | 1 | 2 | 0.3 | |
| Team | | | | | | | | | | | 71 | 63 | 134 | | 1 | | 9 | | | | | | |
| Total..... | | 33 | 6727 | | 877-2014 | .435 | 230-660 | .348 | 481-690 | .697 | 418 | 846 | 1264 | 38.3 | 698 | 36 | 473 | 553 | 96 | 250 | 2465 | 74.7 | |
| Opponents..... | | 33 | 6725 | | 778-1940 | .401 | 175-563 | .311 | 529-759 | .697 | 423 | 818 | 1241 | 37.6 | 668 | - | 390 | 600 | 146 | 294 | 2260 | 68.5 | |

▶ BIG 12 STATISTICS (13-5)

| # | Player | gp-gs | min | avg | Total | | | 3-Point | | F-Throw | | Rebounds | | | | | | | | | | | |
|----------------|-----------------------|-------|------|------|----------|------|---------|---------|---------|---------|-----|----------|------|------|-----|----|-----|-----|-----|-----|------|------|--|
| | | | | | fg-fga | fg% | 3fg-fga | 3fg% | ft-fta | ft% | off | def | tot | avg | pf | dq | a | to | blk | stl | pts | avg | |
| 10 | Little, Peyton | 33-31 | 1011 | 30.6 | 142-346 | .410 | 56-163 | .344 | 77-98 | .786 | 19 | 88 | 107 | 3.2 | 57 | 3 | 58 | 58 | 0 | 38 | 417 | 12.6 | |
| 42 | Williams, Kaylon | 32-32 | 745 | 23.3 | 161-270 | .596 | 0-0 | .000 | 68-110 | .618 | 110 | 102 | 212 | 6.6 | 113 | 7 | 42 | 63 | 19 | 33 | 390 | 12.2 | |
| 25 | Carter, Gioya | 33-26 | 709 | 21.5 | 112-280 | .400 | 30-75 | .400 | 73-92 | .793 | 26 | 86 | 112 | 3.4 | 113 | 11 | 62 | 66 | 9 | 27 | 327 | 9.9 | |
| 24 | Campbell, Sharane | 33-33 | 889 | 26.9 | 106-229 | .463 | 28-75 | .373 | 76-109 | .697 | 53 | 134 | 187 | 5.7 | 100 | 6 | 59 | 76 | 15 | 39 | 316 | 9.6 | |
| 21 | Ortiz, Gabbi | 33-33 | 1066 | 32.3 | 94-262 | .359 | 49-147 | .333 | 33-47 | .702 | 32 | 89 | 121 | 3.7 | 62 | 2 | 117 | 84 | 1 | 34 | 270 | 8.2 | |
| 23 | Manning, Maddie | 31-0 | 431 | 13.9 | 41-94 | .436 | 12-29 | .414 | 51-66 | .773 | 15 | 53 | 68 | 2.2 | 55 | 4 | 33 | 55 | 14 | 15 | 145 | 4.7 | |
| 01 | Kornet, Nicole | 31-2 | 369 | 11.9 | 47-118 | .398 | 27-77 | .351 | 20-31 | .645 | 8 | 51 | 59 | 1.9 | 35 | 2 | 10 | 20 | 3 | 14 | 141 | 4.5 | |
| 00 | Pierre-Louis, Vionise | 31-1 | 323 | 10.4 | 46-93 | .495 | 0-0 | .000 | 31-61 | .508 | 39 | 67 | 106 | 3.4 | 52 | 0 | 10 | 33 | 22 | 8 | 123 | 4.0 | |
| 32 | Williams, LaNesia | 31-6 | 387 | 12.5 | 45-115 | .391 | 4-12 | .333 | 16-26 | .615 | 13 | 26 | 39 | 1.3 | 39 | 1 | 28 | 34 | 1 | 18 | 110 | 3.5 | |
| 30 | Treece, McKenna | 29-0 | 237 | 8.2 | 38-79 | .481 | 0-1 | .000 | 19-24 | .792 | 17 | 37 | 54 | 1.9 | 23 | 0 | 5 | 15 | 11 | 1 | 95 | 3.3 | |
| 11 | Wyatt, Derica | 25-0 | 249 | 10.0 | 24-74 | .324 | 20-63 | .317 | 5-9 | .556 | 4 | 19 | 23 | 0.9 | 14 | 0 | 12 | 11 | 0 | 4 | 73 | 2.9 | |
| 02 | Edwards, T'ona | 32-0 | 265 | 8.3 | 16-43 | .372 | 2-11 | .182 | 10-15 | .667 | 9 | 26 | 35 | 1.1 | 30 | 0 | 35 | 24 | 1 | 17 | 44 | 1.4 | |
| 13 | Ritchie, Whitney | 12-1 | 30 | 2.5 | 5-10 | .500 | 2-6 | .333 | 0-0 | .000 | 1 | 1 | 2 | 0.2 | 3 | 0 | 1 | 3 | 0 | 1 | 12 | 1.0 | |
| 22 | Kellogg, Shaya | 6-0 | 16 | 2.7 | 0-1 | .000 | 0-1 | .000 | 2-2 | 1.000 | 1 | 4 | 5 | 0.8 | 1 | 0 | 1 | 2 | 0 | 1 | 2 | 0.3 | |
| Team | | | | | | | | | | | 71 | 63 | 134 | | 1 | | 9 | | | | | | |
| Total..... | | 33 | 6727 | | 877-2014 | .435 | 230-660 | .348 | 481-690 | .697 | 418 | 846 | 1264 | 38.3 | 698 | 36 | 473 | 553 | 96 | 250 | 2465 | 74.7 | |
| Opponents..... | | 33 | 6725 | | 778-1940 | .401 | 175-563 | .311 | 529-759 | .697 | 423 | 818 | 1241 | 37.6 | 668 | - | 390 | 600 | 146 | 294 | 2260 | 68.5 | |

POINTS-REBOUNDS-ASSISTS

| Date | Opponent | Score | W/L | Attend. | Points Leader | Rebounds Leader | Assists Leader |
|-------|---------------------|--------|---------|---------|----------------------------|---------------------------------|------------------------------|
| 11/14 | Washington | 90-80 | W | 5230 | Campbell26 | Campbell..... 11 | Little 5 |
| 11/18 | Lamar | 100-73 | W | 4201 | Campbell16 | L. Williams 8 | Ortiz..... 7 |
| 11/21 | Bradley | 104-55 | W | 5285 | K. Williams16 | Kornet..... 7 | Carter..... 6 |
| 11/27 | vs. USF # | 68-83 | L | 1978 | Campbell16 | K. Williams..... 6 | Ortiz..... 6 |
| 11/28 | vs. Kentucky # | 88-92 | L (OT) | 1988 | Campbell23 | Treece, K. Williams 8 | Ortiz..... 4 |
| 11/29 | vs. Illinois # | 78-76 | W (OT) | 2347 | Ortiz, K. Williams15 | Ortiz..... 12 | Carter..... 4 |
| 12/7 | at North Texas | 68-39 | W | 1937 | Kornet14 | Little 7 | Edwards, L. Williams 4 |
| 12/14 | at UALR | 62-66 | L | 1330 | Kornet20 | Pierre-Louis..... 8 | Campbell 4 |
| 12/17 | at Duke (13) | 72-92 | L | 4006 | Ortiz, Wyatt14 | Ortiz..... 5 | Ortiz..... 8 |
| 12/21 | at Arkansas | 64-71 | L | 3689 | Kornet, Treece.....11 | Kornet..... 6 | Little 3 |
| 12/30 | Yale | 71-54 | W | 4990 | K. Williams20 | Campbell, K. Williams 8 | Ortiz..... 8 |
| 1/4 | West Virginia | 71-60 | W | 5400 | Carter24 | Carter..... 8 | Ortiz, Carter 3 |
| 1/7 | at Kansas | 69-57 | W | 1718 | Carter19 | K. Williams 11 | Ortiz..... 3 |
| 1/10 | at Texas Tech | 75-58 | W | 4629 | Little.....13 | K. Williams..... 7 | Little, Carter..... 3 |
| 1/14 | Texas (5) | 70-59 | W | 5610 | Manning.....14 | Little 10 | Manning, Campbell 2 |
| 1/17 | at TCU | 97-81 | W | 1350 | K. Williams25 | K. Williams 12 | Carter..... 5 |
| 1/19 | Oklahoma State | 73-54 | W | 7111 | Carter18 | Little 7 | Edwards..... 2 |
| 1/24 | Texas Tech | 70-64 | W | 5676 | Carter22 | Carter..... 9 | Ortiz..... 3 |
| 1/29 | at Texas (14) | 81-84 | L (2OT) | 2813 | Carter, Little.....16 | Campbell, Ortiz, Little 6 | Ortiz..... 3 |
| 2/1 | at West Virginia | 69-78 | L | 4069 | Little.....15 | Campbell..... 5 | Ortiz..... 5 |
| 2/4 | Iowa State | 75-66 | W | 6042 | Little.....18 | Campbell..... 10 | Williams..... 4 |
| 2/7 | Kansas State | 66-58 | W | 5353 | Little.....19 | K. Williams 7 | Cater, Little 5 |
| 2/11 | at Baylor (3) | 66-89 | L | 7683 | Little.....22 | K. Williams 9 | Ortiz..... 5 |
| 2/14 | TCU | 77-54 | W | 6475 | Little.....21 | K. Williams 11 | Edwards..... 4 |
| 2/17 | at Iowa State | 76-84 | L (OT) | 9964 | Little.....22 | K. Williams 7 | Ortiz..... 8 |
| 2/21 | at Kansas State | 73-64 | W | 5418 | Little.....30 | K. Williams 12 | Campbell 4 |
| 2/25 | Baylor (3) | 68-64 | W | 5479 | Campbell, Williams.....15 | Campbell..... 9 | Ortiz..... 5 |
| 2/28 | Kansas | 58-65 | L | 3000 | K. Williams20 | Campbell..... 10 | Ortiz..... 4 |
| 3/2 | at Oklahoma State | 66-56 | W | 4364 | K. Williams20 | Ortiz..... 7 | Ortiz..... 4 |
| 3/7 | vs. West Virginia ! | 67-55 | W | 4224 | Little.....15 | K. Williams 10 | Ortiz..... 4 |
| 3/8 | vs. Texas ! | 46-59 | L | 4580 | Carter, Little.....11 | Campbell..... 8 | Campbell 3 |
| 3/21 | vs. Quinnipiac @ | 111-84 | W | 2830 | Ortiz16 | Carter..... 5 | Carter..... 5 |
| 3/23 | vs. Stanford (17) @ | 76-86 | L | 2532 | K. Williams22 | K. Williams 10 | Carter..... 5 |

Associated Press rankings in parentheses

Paradise Jam Tournament (St. Thomas, USVI)

! Phillips 66 Big 12 Tournament (Dallas, Texas)

@ NCAA Tournament First/Second Round (Palo Alto, Calif.)

TEAM HIGHS AND LOWS

▶ OKLAHOMA

| | HIGH | LOW |
|---------------------------------------|---|---|
| Points | 111 vs. Quinnipiac (3/21/15) | 46 vs. Texas (3/8/15) |
| Points in a Half | 57 (first half) vs. Quinnipiac (3/21/15) | 19 (first half) at Oklahoma State (3/1/15) |
| Winning Margin | 49 vs. Bradley (11/21/14) | 2 vs. Illinois (11/29/14) |
| Field Goals | 43 vs. Bradley (11/21/14) | 15 vs. Texas (3/8/15) |
| Field Goal Attempts | 76 vs. Lamar (11/18/14) | 48 at UALR (12/14/14) |
| Field Goal Percentage | .589 (43-for-73) vs. Bradley (11/21/14) | .259 (15-for-58) vs. Texas (3/8/15) |
| 3-Point Field Goals | 14 at Iowa State (2/17/15) | 1 vs. Kansas (2/28/15) |
| 3-Point Field Goal Attempts | 34 at Duke (12/17/14) | 11 vs. Arkansas (12/21/14) |
| 3-Point FG Pct. (min. 10 att.) | .600 (9-for-15) at TCU | .083 (1-for-12) vs. Kansas (2/28/15) |
| Free Throws Made | 29 vs. Texas (1/14/15) | 4 vs. USF (11/27/14) |
| Free Throw Attempts | 37 vs. Washington (11/14/14) | 9, vs. Oklahoma State (1/19/15) and at Iowa State (2/17/15) |
| Free Throw Pct. (min. 10 att.) | 1.000 (12-for-12) vs. Kansas State (2/7/15) | .333 (4-for-12) vs. USF (11/27/14) |
| Rebounds | 50 vs. Bradley (11/21/14) | 23 at Duke (12/17/14) |
| Personal Fouls | 40 vs. Kentucky (11/28/14) | 9 at Kansas (1/17/15) |
| Assists | 28 vs. Lamar (11/18/14) | 5 vs. Arkansas (12/21/14) |
| Turnovers | 31 at North Texas (12/7/14) | 9 vs. Baylor (2/25/15) and vs. West Virginia (3/7/15) |
| Blocked Shots | 7 vs. Bradley (11/21/14) | 0 vs. USF (11/27/14) and Illinois (11/29/14) |
| Steals | 12 vs. Ohio (12/29) | 1 vs. West Virginia (3/7/15) |

▶ OPPONENTS

| | HIGH | LOW |
|---------------------------------------|---|--|
| Points | 92, twice; vs. Kentucky (11/28/14); at Duke (12/17/14) | 39 at North Texas (12/7/14) |
| Points in a Half | 54 (second half) at Stanford (3/23/13) | 16 (first half) at North Texas (12/7/14) |
| Winning Margin | 23 at Baylor (2/11/15) | 3 vs. Texas (1/29/15) |
| Field Goals | 35 at Baylor (2/11/15) | 14 at North Texas (12/7/14) |
| Field Goal Attempts | 77 vs. Kentucky (11/28/14)s | 43, twice; at UALR (12/14/14); vs. Texas (3/8/15) |
| Field Goal Percentage | .581 at UALR (12/14/14) | .258 at Oklahoma State (3/2/15) |
| 3-Point Field Goals | 12, twice; at TCU (1/17/15); vs. Quinnipiac (3/21/15) | 1, twice; at North Texas (12/7/14); vs. Texas Tech (1/24/15) |
| 3-Point Field Goal Attempts | 29 vs. Quinnipiac (3/21/15) | 7, three times; last vs. Baylor (2/25/15) |
| 3-Point FG Pct. (min. 10 att.) | .480 (12-for-25) at TCU (1/17/15) | .154 (2-for-13) at Texas (1/29/15) |
| Free Throws Made | 34 vs. Kentucky (11/28/14) | 3 at Kansas (1/7/15) |
| Free Throw Attempts | 53 vs. Kentucky (11/28/14) | 3 at Kansas (1/7/15) |
| Free Throw Pct. (min. 10 att.) | .944 (17-for-18) vs. Kansas (2/28/15) | .440 (11-for-25) vs. Yale (12/30/14) |
| Rebounds | 57 at Duke (12/17/14) | 17 at UALR (12/14/14) |
| Personal Fouls | 30, twice; vs. Washington (11/14/14); vs. Kentucky (11/28/14) | 11 at Kansas State (2/21/15) |
| Assists | 32 at Baylor (2/11/15) | 3 at North Texas (12/7/14) |
| Turnovers | 37 at North Texas (12/7/14) | 10, twice; vs. Baylor (2/25/15); vs. West Virginia (3/7/15) |
| Blocked Shots | 10 vs. Baylor (2/25/14) | 1, four times; last vs. Quinnipiac (3/21/15) |
| Steals | 14 vs. TCU (2/14/15) | 4 vs. West Virginia (3/7/15) |

▶ OKLAHOMA HIGHS

| | |
|--------------------------------------|---|
| Points | 30, Peyton Little vs. Texas (2/21/15) |
| Field Goals | 10, Kaylon Williams vs. TCU (1/17/15) 10, Kaylon Williams vs. Yale (12/30/14) |
| FG Pct. (min. 5made) | .875 (7-for-8), Kaylon Williams vs. Bradley (11/21/14) |
| 3-Point Field Goals | 8, Peyton Little at Kansas State (2/21/15) |
| 3-Point FG Attempts | 10, Peyton Little, four times; last vs. Texas (3/8) |
| 3-Point FG Pct. (min. 4 made) | .800 (8-for-10), Peyton Little at Kansas State (2/21/15) |
| Free Throws | 12, Maddie Manning vs. Texas (1/14/15) |
| Free Throw Attempts | 14, Maddie Manning vs. Texas (1/14/15) |
| Free Throw Pct. | 1.000 (10-for-10), Peyton Little vs. Kansas State (2/7/15) |
| Rebounds | 12, Kaylon Williams at Kansas State (2/21/15) 12, Kaylon Williams at TCU (1/17/15) 12, Gabbi Ortiz vs. Kentucky (11/28/14) |
| Assists | 8, Gabbi Ortiz at Iowa State (2/17/15) 8, Gabbi Ortiz vs. Yale (12/30/14) 8, Gabbi Ortiz at Duke (12/17/14) |
| Turnovers | 7, Sharane Campbell-Olds vs. Illinois (11/29/14) 7, Gabbi Ortiz vs. Kentucky (11/28/14) |
| Blocked Shots | 3, Maddie Manning vs. Oklahoma State (1/19/15) 3, Vionise Pierre-Louis vs. Arkansas (12/21/14) 3, McKenna Treece vs. Bradley (11/21/14) |
| Steals | 4, Peyton Little vs. Texas Tech (1/24/15) 4, Peyton Little at TCU (1/17/15) |

▶ OPPONENT HIGHS

| | |
|--------------------------------------|---|
| Points | 42, Kelsey Plum, Washington (11/14/14) |
| Field Goals | 15, Kelsey Plum, Washington (11/14/14) |
| Field Goal Attempts | 27, Kelsey Plum, Washington (11/14/14) |
| FG Pct. (min. 5 made) | .875 (7-for-8), Alisia Jenkins, USF (11/27/14) |
| 3-Point Field Goals | 5, Brynn Williamson, Iowa State (2/17/15) 5, Zahna Medley, TCU (1/17/15) 5, Kindred Wesemann, Kansas State (2/7/15) 5, Kiley Simmons, Illinois (11/29/14) |
| 3-Point Field Goal Attempts | 10, Bria Holmes, West Virginia (1/4/15) 10, Shauna Long, Lamar (11/18/14) |
| 3-Point FG Pct. (min. 4 made) | .714 (5-for-7), Zahna Medley, TCU (1/17/15) |
| Free Throws | 12, Kelsey Plum, Washington (11/14/14) |
| Free Throw Attempts | 20, Kelsey Brooks, Arkansas (12/21/14) |
| Free Throw Pct. | 1.000 (6-for-6), Brianah Ramos, Quinnipiac (3/21/15) 1.000 (6-for-6), Lauren Aldridge, Kansas (2/28/15) 1.000 (7-for-7), Courtney Williams, USF (11/27/14) 1.000 (12-for-12), Kelsey Plum, Washington (11/14/14) |
| Rebounds | 20, Elizabeth Williams, Duke (12/13/14) |
| Assists | 17, Niya Johnson, Baylor (2/21/15) |
| Turnovers | 8, Jazmine Davis, Washington (11/14/14) |
| Turnovers | 7, Sune Agbuke, Baylor (2/25/15) |
| Steals | 7, Ivory Crawford, Illinois (11/29/15) |

▶ OKLAHOMA'S TOP INDIVIDUAL PERFORMANCES

POINTS

| | |
|---------|---|
| 30..... | Peyton Little at Kansas State (2/21/15) |
| 26..... | Sharane Campbell-Olds vs. Washington (11/14/14) |
| 25..... | Kaylon Williams at TCU (1/17/15) |
| 24..... | Gioya Carter at TCU (1/17/15) |
| 24..... | Gioya Carter vs. West Virginia (1/4/15) |
| 23..... | Kaylon Williams vs. Washington (1/14/14) |
| 22..... | Peyton Little at Baylor (2/11/15) |
| 22..... | Peyton Little at Iowa State (2/17/15) |
| 22..... | Gioya Carter vs. Texas Tech (1/24/15) |
| 22..... | Kaylon Williams at Stanford (3/23/15) |
| 21..... | Peyton Little vs. TCU (2/14/15) |
| 21..... | Nicole Kornet vs. Kentucky (11/28/14) |

REBOUNDS

| | |
|---------|--|
| 12..... | Kaylon Williams at Kansas State (2/21/15) |
| 12..... | Kaylon Williams at TCU (1/17/15) |
| 12..... | Gabbi Ortiz vs. Illinois (11/29/14) |
| 11..... | Kaylon Williams vs. Kansas State (2/14/15) |
| 11..... | Kaylon Williams vs. Kansas (1/7/15) |
| 11..... | Sharane Campbell-Olds vs. Kansas (1/7/15) |

ASSISTS

| | |
|--------|-------------------------------------|
| 8..... | Gabbi Ortiz at Iowa State (2/17/15) |
| 8..... | Gabbi Ortiz vs. Yale (12/30/14) |
| 8..... | Gabbi Ortiz at Duke (12/17/14) |
| 7..... | Peyton Little vs. Lamar (11/18/14) |
| 7..... | Gabbi Ortiz vs. Lamar (11/18/14) |
| 6..... | Gabbi Ortiz vs. USF (11/27/14) |
| 6..... | Gioya Carter vs. Bradley (11/21/14) |

BLOCKED SHOTS

| | |
|--------|---|
| 3..... | Vionise Pierre-Louis at Oklahoma State (3/2/15) |
| 3..... | Kaylon Williams at Baylor (2/11/15) |
| 3..... | Maddie Manning vs. Oklahoma State (1/19/15) |
| 3..... | Vionise Pierre-Louis at Arkansas (12/21/14) |
| 3..... | McKenna Treece vs. Bradley (11/21/14) |

STEALS

| | |
|--------|--|
| 4..... | Gioya Carter at Stanford (3/23/15) |
| 4..... | Kaylon Williams vs. Texas (3/8/15) |
| 4..... | Peyton Little vs. Texas Tech (1/24/15) |
| 4..... | Peyton Little at TCU (1/17/15) |

3-POINT FIELD GOALS

| | |
|--------|---|
| 8..... | Peyton Little at Kansas State (2/21/15) |
| 6..... | Gioya Carter at TCU (1/17/15) |
| 5..... | Peyton Little at Baylor (2/11/15) |
| 5..... | Peyton Little vs. TCU (2/14/15) |
| 5..... | Sharane Campbell-Olds at Iowa State (2/17/15) |
| 5..... | Gabbi Ortiz vs. Illinois (11/29/14) |

FREE THROW MAKES

| | |
|---------|---|
| 12..... | Maddie Manning vs. Texas (1/14/15) |
| 10..... | Peyton Little vs. Kansas State (2/7/15) |
| 9..... | Peyton Little vs. Texas (1/14/15) |
| 7..... | Sharane Campbell-Olds vs. Kansas (2/28/15) |
| 7..... | Nicole Kornet vs. Arkansas (12/21/14) |
| 7..... | Sharane Campbell-Olds vs. Kentucky (11/28/14) |

BIG 12 REVIEW

► 2014-15 BIG 12 STANDINGS

| Team | CONFERENCE | | | | OVERALL | | | | | VERSUS TOP 25 | |
|----------------|------------|------|------|------|---------|------|------|------|---------|---------------|--------|
| | W-L | Pct. | Home | Away | W-L | Pct. | Home | Away | Neutral | Top 10 | Top 25 |
| Baylor | 16-2 | .889 | 9-0 | 7-2 | 33-4 | .892 | 19-0 | 8-3 | 6-1 | 1-2 | 7-2 |
| Oklahoma | 13-5 | .722 | 8-1 | 5-4 | 21-12 | .636 | 12-1 | 6-7 | 3-4 | 2-2 | 4-5 |
| TCU | 9-9 | .500 | 7-2 | 2-7 | 18-14 | .563 | 15-3 | 2-9 | 1-2 | 0-3 | 2-3 |
| Oklahoma State | 9-9 | .500 | 5-4 | 4-5 | 20-12 | .625 | 13-4 | 6-6 | 1-2 | 0-3 | 1-5 |
| Iowa State | 9-9 | .500 | 7-2 | 2-7 | 18-13 | .581 | 15-2 | 2-9 | 1-2 | 3-1 | 3-2 |
| Texas | 9-9 | .500 | 7-2 | 2-7 | 24-11 | .686 | 15-2 | 5-7 | 4-2 | 3-4 | 6-4 |
| West Virginia | 7-11 | .389 | 6-3 | 1-8 | 23-15 | .605 | 19-4 | 2-10 | 2-1 | 0-3 | 3-3 |
| Kansas State | 7-11 | .389 | 5-4 | 2-7 | 19-14 | .576 | 15-5 | 2-8 | 2-1 | 0-3 | 1-5 |
| Kansas | 6-12 | .333 | 3-6 | 3-6 | 15-17 | .469 | 12-8 | 3-7 | 0-2 | 1-4 | 1-4 |
| Texas Tech | 5-13 | .278 | 3-6 | 2-7 | 15-16 | .484 | 13-6 | 2-7 | 0-3 | 0-3 | 0-5 |

Teams listed in order of Big 12 Championship seed; AP and ESPN/USA Today rankings in parentheses

► 2015 BIG 12 AWARDS

PLAYER OF THE YEAR

Nina Davis, Baylor, So., Forward

DEFENSIVE PLAYER OF THE YEAR

Chelsea Prince, TCU, Sr., Forward

NEWCOMER OF THE YEAR

Peyton Little, Oklahoma, So., Guard

FRESHMAN OF THE YEAR

Gabbi Ortiz, Oklahoma, Guard

SIXTH MAN AWARD

Khadijjah Cave, Baylor, So., Forward

COACH OF THE YEAR

Kim Mulkey, Baylor

ALL-BIG 12 FIRST TEAM

Nina Davis, Baylor, So., Forward

Niya Johnson, Baylor, Jr., Guard

Nikki Moody, Iowa State, Sr., Guard

Chelsea Gardner, Kansas, Sr., Forward

Peyton Little, Oklahoma, So., Guard

Brittney Martin, Oklahoma State, Jr., Guard

Zahina Medley, TCU, Jr., Guard

Imani McGee-Stafford, Texas, Jr., Center

Amber Battle, Texas Tech, Sr., Guard

Bria Holmes, West Virginia, Jr., Guard

ALL-BIG 12 SECOND TEAM

Breanna Lewis, Kansas State, So., Forward

Gioya Carter, Oklahoma, So., Guard

Kaylon Williams, Oklahoma, Jr., Forward

Veja Hamilton, TCU, Jr., Guard/Forward

Kelsey Lang, Texas, So., Center

ALL-BIG 12 HONORABLE MENTION

Sune Agbuke (Baylor), Imani Wright (Baylor), Seanna

Johnson (Iowa State), Brynn Williamson (Iowa State),

Asia Boyd (Kansas), Natalie Knight (Kansas), Ashia

Woods (K-State), **Sharane Campbell-Olds (Oklahoma),**

Liz Donohoe (Oklahoma State), LaShawn Jones

(Oklahoma State), Chelsea Prince (TCU), Nneka

Enemkpali (Texas), Brady Sanders (Texas), Avere

Fields (West Virginia)

BIG 12 ALL-DEFENSIVE TEAM

Sune Agbuke, Baylor, Sr., Center

Breanna Lewis, Kansas State, So., Forward

Sharane Campbell-Olds, Oklahoma, Sr., Guard

Brittney Martin, Oklahoma State, Jr., Guard

Chelsea Prince, TCU, Sr., Forward

BIG 12 ALL-FRESHMAN TEAM

Kristy Wallace, Baylor, Guard

Lauren Aldridge, Kansas, Guard

Gabbi Ortiz, Oklahoma, Guard

Ariel Atkins, Texas, Guard

Brooke McCarty, Texas, Guard

► 2015 ACADEMIC ALL-BIG 12

FIRST TEAM (3.20 GPA or better)

Chardonae Fuqua, BU, Jr.

Brynn Williamson, ISU, Sr.

Caelynn Allen-Manning, KU, So.

Heidi Brown, K-State, Sr.

Brianna Craig, K-State, Jr.

Kindred Wesemann, K-State, So.

Sharane Campbell-Olds, OU, Sr.

Nicole Kornet, OU, Jr.

Maddie Manning, OU, So.

Derica Wyatt, OU, So.

LaShawn Jones, OSU, Sr.

Klara Bradshaw, TCU, So.

Krystle Henderson, UT, Sr.

Kelsey Lang, UT, So.

Imani McGee-Stafford, UT, Jr.

Celina Rodrigo, UT, Jr.

Brady Sanders, UT, Jr.

Brianna Taylor, UT, So.

Minta Spears, TTU*, Grad Student

Avere Fields, WVU*, Sr.

Bria Holmes, WVU, Jr.

Breana McDonald, WVU, So.

* Nominated with 4.00 GPA

SECOND TEAM (3.00 to 3.19 GPA)

Sune Agbuke, BU, Sr.

Kristina Higgins, BU, Jr.

Seanna Johnson, ISU, So.

Jada Brown, KU, So.

Natalie Knight, KU, Sr.

Ashia Woods, K-State, Sr.

T'ona Edwards, OU, So.

Peyton Little, OU, So.

Whitney Ritchie, OU, Sr.

Liz Donohoe, OSU, Sr.

Jada Butts, TCU, So.

Caitlin Diaz, TCU, Jr.

Empress Davenport, UT, Jr.

Nneka Enemkpali, UT, Sr.

Crystal Leary, WVU, Sr.

Linda Stepney, WVU, Sr.



RECORDS

INDIVIDUAL RECORDS

▶ CAREER

Games: 140, Caton Hill, 2000-04
Consecutive Games Played: 133, Stacey Dales, 1998-02
Games Started: 139, Caton Hill, 2000-04
Consecutive Games Started: 133, Stacey Dales, 1998-02
Minutes: 4,579, Danielle Robinson, 2008-11
Minutes Per Game: 34.9, Phylesha Whaley 1997-00 (4 years), 33.8, Carin Stities, 1991-92 (2 years)
Points: 2,729, Courtney Paris (2006-09)
Scoring Average: 19.9, Courtney Paris, 2006-09 (4 years), 14.6, Maria Villarroel, 2003-04 (2 years)
Field Goals: 1,124, Courtney Paris, 2006-09
Field Goal Attempts: 1,941, Courtney Paris, 2006-09
Field Goal Percentage (min. 1,000 attempts): .559, Courtney Paris, 2006-09
3-Point Field Goals: 268, Erin Higgins, 2003-07
3-Point Field Goal Attempts: 729, Erin Higgins, 2003-07
3-Point Field Goal Percentage (min. 100 attempts): .417 (88-for-211), Pam Pennon, 1995-96
Free Throws: 693, LaNeishea Caufield, 1999-02
Free Throw Attempts: 826, LaNeishea Caufield, 1999-02
Free Throw Percentage (min. 200 attempts): .855, Chelsi Welch, 2003-07
Rebounds: 2,304, Courtney Paris, 2006-09
Rebounding Average: 14.8, Courtney Paris, 2006-07
Assists: 764, Stacy Dales, 1998-02
Blocked Shots: 446, Courtney Paris, 2006-09
Steals: 402, LaNeishea Caufield, 1999-02
Consecutive Doubles-Doubles: 112, Courtney Paris, (12/5/05-2/2/09)

▶ SEASON

Games: 38, seven players; Jasmine Hartman, Joanna McFarland, Abi Olajuwon, Danielle Robinson, Carlee Roethlisberger, Nyeshia Stevenson, Amanda Thompson
Games Started: 38, four players; Abi Olajuwon, Danielle Robinson, Nyeshia Stevenson, Amanda Thompson
Minutes: 1,354, Nyeshia Stevenson, 2000-01
Points: 788, Courtney Paris, 2005-06
Scoring Average: 19.9, Courtney Paris, 2006-09 (4 years)
Rebounds: 539, Courtney Paris, 2005-06
Rebounding Average: 15.9, Courtney Paris, 2006-07
Field Goals: 331, Courtney Paris, 2005-06
Field Goal Attempts: 558, Courtney Paris, 2006-07
Field Goal Percentage (min. 150 attempts): .615 (225-for-366), Molly McGuire, 1982-83
3-Point Field Goals: 88, Erin Higgins, 2005-06
3-Point Field Goal Attempts: 278, Aaryn Ellenberg, 2012-13
3-Point Field Goal Percentage (min. 60 attempts): .511, (24-for-47) Laura Rushing, 1987-88
Consecutive 3-Point Field Goals Made: 19, Erin Higgins (11-13-05 to 1-28-06)
Consecutive Games with 3-Point Field Goals Made: 22, Nyeshia Stevenson, (12-3-09) to (3-2-10)
Free Throws: 191, LaNeisha Caufield (2001-02)
Free Throw Attempts: 262, Courtney Paris (2005-06)
Consecutive Free Throws Made: 35, Danielle Robinson (1-27-10 to 2-10-10)
Free Throw Percentage (min. 60 attempts): .929 (92-for-99), Chelsi Welch, 2005-06
Assists: 248, Stacy Dales, 2000-01
Blocked Shots: 119, Courtney Paris, 2005-06
Steals: 135, LaNeishea Caufield (2000-01)
Points: 43, Courtney Paris vs. New Mexico, Dec. 30, 2006

▶ GAME

Rebounds: 26, Courtney Paris vs. Baylor March 11, 2006
Field Goals: 20, Courtney Paris vs. New Mexico, Dec. 30, 2006
Field Goal Attempts: 34, Mary Lane vs. Simpson, Jan. 6, 1977; Carin Stites vs. Central Missouri State, Jan. 4, 1991
Field Goal Percentage (min. 10 attempts): .923 (12-for-13), Toni Eldridge vs. Oklahoma Christian, Dec. 11, 1982
3-Point Field Goals: 9, Nyeshia Stevenson at Marist, Dec. 9, 2009; Carin Stites vs. Arkansas, Nov. 27 1990 and vs. UTSA, Jan. 21, 1991
3-Point Field Goal Attempts: 18, Nyeshia Stevenson at Marist, Dec. 9, 2009
Free Throws: 18, Erin Schreiber vs. Arkansas, Jan. 3, 1981
Free Throw Attempts: 19, Tami Rogers vs. Sam Houston State, Nov. 24, 1989; LaTrenda Phillips vs. Kansas, Jan. 14, 1987; Erin Schreiber vs. Arkansas, Jan. 3, 1981
Free Throw Percentage (min. 10 attempts): 1.000 (16-for-16), Danielle Robinson at Oklahoma State, Feb. 6, 2010
Assists: 19, Sharee Mitchum vs. Oral Roberts, Feb. 10, 1994
Blocked Shots: 11, LaNae Jones vs. Southern, Dec. 29, 1993
Steals: 11, Jacqueline Hurley vs. Missouri, Feb. 12, 1983; Pam Pennon vs. Oral Roberts, Dec. 20, 1995

▶ OPPONENT GAME

Points: 45, Kelsey Plum, Washington, Nov. 14, 2014; Andrea Riley, Oklahoma State, Jan. 12, 2008
Field Goals Made: 17, Patrice Hoskins, Miss. Valley State, Dec. 8, 1988
Field Goals Attempted: 34, Andrea Riley, Oklahoma State, Feb. 6, 2010
Field Goal Percentage (min. five made): 100.0 (11-of-11), Kacy Moffitt, Baylor, Feb. 1, 1998
3-Point FG Made: 9, Odyssey Sims, Baylor, Feb. 27, 2011
3-Point FG Attempted: 18, Danielle Viglione, Texas, Dec. 7, 1994
3-Point FG Percentage (min. five made): 1.000 (5-for-5), Kristin Rethman, Kansas State, Feb. 14, 2001
Free Throws Made: 17, Andrea Riley, Oklahoma State, Jan. 12, 2008
Free Throws Attempted: 21, Andrea Riley, Oklahoma State, Jan. 12, 2008
Free Throw Percentage (min. 15 made): 1.000 (16-for-16), Vickie Adkins, Kansas, Jan. 31, 1984
Rebounds: 36, Carol Moreland, New Mexico, Jan. 14, 1981
Assists: 17, Niya Johnson, Baylor, Feb. 11, 2015
Steals: 8, Coco Miller, Georgia, Dec. 11, 1997; Yvonne Anderson, Texas, Feb. 25, 2012
Blocks: 11, Brittney Griner, Baylor, twice (Jan. 13, 2010 and Feb. 10, 2010)

▶ SEASON

Games: 38, 2009-10
Victories: 32, 2001-02 and 2008-09
100-Point Games: 20, 1988-89
Consecutive 100-Point Games: 3, 1991-92
Points: 2,815 in 36 games, 2001-02
Scoring Average: 84.5, 1984-85
Average Scoring Margin: +17, 1984-85
Field Goals: 1,086, 1983-84
Field Goal Attempts: 2,372, 2009-10
Field Goal Percentage: .495, 1984-85
3-Point Field Goals: 251, 2010-11
3-Point Field Goal Attempts: 713, 2010-11
3-Point Field Goal Percentage: .380 (207-for-545), 2000-01
Free Throws: 582, 2001-02
Free Throw Attempts: 778, 2001-02
Free Throw Percentage: .769 (522-for-679), 2010-11
Rebounds: 1,613, 2005-06
Assists: 667, 2000-01
Blocked Shots: 211, 2008-09
Steals: 421, 1984-85
Fewest Points Allowed: 1,546, 1976-77
Lowest Scoring Averaged Allowed: 58.7, 2003-04
Fewest FG Allowed: 646, 1976-77
Lowest FG Pct. Allowed: 33.7 (690-of-2046), 2006-07

▶ GAME

Points: 121, Central Arkansas, Dec. 20, 2007; Prairie View A&M, Nov. 29, 1990
Points vs. Conference Opponent: 108, vs. Oklahoma State, Feb. 5, 1986
Points in a Half: 66, Midwestern, Jan. 16, 1984
Halftime Deficit Overcome: 27, California, Dec. 13, 2008
Field Goals: 56, UT-Pan American, Nov. 25, 1988
Field Goals in a Half: 29, UT-Pan American, Nov. 25, 1988; Midwestern Jan. 16, 1984
Field Goal Attempts: 96, UT-Pan American, Nov. 25, 1988; Midwestern Jan. 16, 1984
Field Goal Attempts in a Half: 55, vs. UT-Pan American, Nov. 25, 1988
Field Goal Percentage: .672 (41-of-61), Kansas, Feb. 19, 1995
Field Goal Percentage in a Half: .808 (21-of-26/2nd), Okla. State, Feb. 10, 2001
3-Point Field Goals: 17, Oregon, Nov. 24, 2012
3-Point Field Goals in a Half: 10, Kansas, Feb. 25, 1998
3-Point Field Goal Attempts: 38, Oregon, Nov. 24, 2012
3-Point Field Goal Attempts in a Half: 19, Texas, Jan. 7, 1998
3-Point Field Goal Percentage (min. 5 attempts): 85.7 (6-for-7), at Kansas, Jan. 24, 2001
Free Throws: 35, vs. Texas A&M, Jan. 17, 2001
Free Throws Made in a Half: 27, Stephen F. Austin, Dec. 28, 1998
Free Throw Attempts: 51, Coppin State, Nov. 29, 1998
Consecutive Free Throws Made: 18, Marist, March 20, 2004; Missouri, Feb. 22, 1986; UNLV, Dec. 8, 1980
Consecutive Free Throws Made in a Half: 16, Missouri, Feb. 22, 1986; UNLV, Dec. 8, 1980
Rebounds: 75, vs. Cameron, Nov. 30, 1982
Rebounds (Half): 38, Cameron, Nov. 30, 1982
Assists: 35, Oklahoma City, Feb. 9, 1983
Assists (Half): 17, Oklahoma City, Feb. 9, 1983

Blocked Shots: 15, Texas, March 7, 2007

Blocked Shots (Half): 8, Texas, Jan. 21, 2012; Texas Tech, March 1, 2006

Steals: 28, Missouri, Feb. 5, 1995

Steals in a Half: 17, Missouri, Feb. 5, 1995

Fewest Points Allowed: 10, second half, N.C. Central, Jan. 4, 2009

Fewest Points Allowed: 25, N.C. Central, Jan. 4, 2009

Fewest Field Goals Allowed: 8, Tulsa, Dec. 15, 1985

Fewest Field Goals Allowed: 3, Tulsa, Dec. 15, 1985

Lowest Field Goal Percentage: 14.3 (4-of-28), Texas A&M, Jan. 26, 2002

▶ OPPONENT GAME

Points: 110, Eastern Illinois, Dec. 8, 1989

Field Goals Made: 50, Missouri, Jan. 22, 1984

Field Goals Attempted: 91, Kansas Feb. 3, 1990; UC-Santa Barbara Dec. 12, 1990

Field Goal Percentage (min. 20 made): .725 (50-of-69), Missouri, Jan. 22, 1983

3-Point FG Made: three times, Baylor Feb. 27, 2011; CSU Bakersfield, Dec. 12, 2008; Iowa State, Jan. 29, 2005

3-Point FG Attempted: 35, Iowa State, Jan. 6, 2001

3-Point FG Percentage (min. 5 made): .769 (10-of-13), Connecticut, Dec. 29, 1999

Free Throws Made: 38, BYU, Dec. 30, 1989; Colorado, Jan. 27, 1987

Free Throws Attempted: 53, Kentucky, Nov. 28, 2014

Free Throw Percentage (min. 10 made): 1.000 (21-of-21), Missouri, Jan. 28, 2004

Rebounds: 77, New Mexico, Jan. 14, 1978

Assists: 32, three times, Baylor, Feb. 11, 2015; Nebraska, Jan. 26, 1991; Eastern Illinois Dec. 8, 1989

Steals: 20, twice, Baylor, Jan. 13, 2001; Colorado, Jan. 8, 1995

Blocks: 13, Baylor, Feb. 6, 2012

SINGLE-GAME RECORDS

SCORING

| | | |
|--------|----|--|
| 1..... | 43 | Courtney Paris, So., vs. N. Mexico (12-30-06) |
| 2..... | 41 | Courtney Paris, So., vs. Oklahoma State (2-4-07) |
| 3..... | 40 | Phylesha Whaley, Jr., vs. Arkansas (3-14-99) |
| 4..... | 38 | Phylesha Whaley, So., vs. Texas (1998) |
| 5..... | 37 | Aaryn Ellenberg vs. Texas (1-8-14) |
| | 37 | Jacquetta Hurley, Jr., vs. Kansas State (1985) |
| | 37 | Jacquetta Hurley, So., vs. Nebraska (1984) |
| | 37 | Molly McGuire, Jr., vs. Oral Roberts (1982) |
| 9..... | 36 | Danielle Robinson, Jr., at Oklahoma State (2-6-10) |
| | 36 | Courtney Paris, Fr., vs. Iowa State (3-8-06) |
| | 36 | Phylesha Whaley, So., vs. Nebraska (2-14-98) |
| | 36 | Carin Stites, Jr., vs. Texas-San Antonio (1-21-91) |
| | 36 | Dale Ivey, Sr., vs. Colorado (1988) |
| | 36 | Molly McGuire, Sr., vs. Oral Roberts (1983) |

REBOUNDING

| | | |
|---------|----|---|
| 1..... | 26 | Courtney Paris vs. Baylor (3-11-06) |
| 2..... | 25 | Courtney Paris vs. New Mexico (12-30-06) |
| | 25 | Cathy Bassett vs. Central Missouri State (1-4-91) |
| 4..... | 24 | Courtney Paris vs. South Carolina (12-30-07) |
| 5..... | 23 | Ashley Paris vs. Missouri (3-11-08) |
| 6..... | 22 | Courtney Paris at Texas Tech (2-27-08) |
| | 22 | Courtney Paris at Tulsa (12-08-07) |
| | 22 | Courtney Paris vs. North Texas (11-27-07) |
| | 22 | Courtney Paris vs. UCLA (12-5-05) |
| 10..... | 21 | Courtney Paris vs. Texas (1-25-09) |
| | 21 | Courtney Paris vs. Iowa State (3-10-07) |
| | 21 | Courtney Paris vs. Missouri (2-25-07) |
| | 21 | Courtney Paris vs. Michigan State (12-21-05) |
| | 21 | Molly McGuire vs. Wichita State (1979) |

ASSISTS

| | | |
|--------|----|---|
| 1..... | 19 | Sharee Mitchum vs. Oral Roberts (2-10-94) |
| 2..... | 16 | Dionnah Jackson vs. Texas A&M (1-22-05) |
| 3..... | 15 | Viki Streets vs. Colorado (1985) |
| 4..... | 14 | Stacey Dales vs. SMU (12-9-00) |
| | 14 | Shonika Breedlove at Texas A&M (1-21-98) |
| 6..... | 13 | Stacey Dales vs. Baylor (2-21-01) |
| | 13 | Margaret McKeon vs. UT-Arlington (1987) |
| 8..... | 12 | Danielle Robinson vs. Tennessee (2-2-09) |
| | 12 | LaNeisha Caufield vs. Iowa State (1-6-01) |
| | 12 | Stacey Dales vs. Kansas State (2-14-01) |
| | 12 | Stacey Dales vs. BYU (3-12-00) |
| | 12 | Sharee Mitchum vs. Utah (1994) |
| | 12 | Margaret McKeon vs. Oral Roberts (1988) |

BLOCKS

| | | |
|--------|----|---|
| 1..... | 11 | Lanae Jones vs. Southern (12-29-93) |
| 2..... | 10 | Courtney Paris vs. Texas Tech (3-1-06) |
| 3..... | 9 | Nicole Griffin vs. Texas (1-21-2012) |
| 4..... | 8 | Courtney Paris vs. Texas (2-3-08) |
| 5..... | 7 | Courtney Paris vs. Texas Tech (1-18-06) |
| | 7 | Courtney Paris vs. Arizona State (11-22-07) |
| | 7 | Courtney Paris vs. Missouri (3-11-08) |
| | 7 | Courtney Paris vs. Baylor (1-28-09) |
| 9..... | 6 | LaNae Jones vs. Kansas State (2-19-93) |
| | 6 | Courtney Paris, 10 times |

STEALS

| | | |
|--------|----|--|
| 1..... | 11 | Pam Pennon vs. Oral Roberts (12-20-95) |
| | 11 | Jacquetta Hurley vs. Missouri (2-12-83) |
| 3..... | 10 | Sharee Mitchum vs. Michigan (12-28-93) |
| | 10 | Pam Pennon vs. Iowa State (1-7-96) |
| 5..... | 9 | Caton Hill vs. Tulsa (11-29-99) |
| | 9 | LaNeisha Caufield vs. Nebraska (2-7-01) |
| | 9 | Dionnah Jackson vs. Iowa (11-27-04) |
| | 9 | Aaryn Ellenberg vs. Kansas State (1-17-12) |
| 9..... | 8 | LaNeisha Caufield vs. Texas (1-11-01) |
| | 8 | Amanda Thompson vs. Nebraska (1-16-08) |
| | 8 | Danielle Robinson vs. Wisconsin-Milwaukee (11-13-10) |

SINGLE-SEASON TEAM RECORDS

SCORING AVERAGE

| | | |
|----|------|---------|
| 1 | 84.5 | 1984-85 |
| 2 | 83.7 | 1983-84 |
| 3 | 83.2 | 1982-83 |
| 4 | 82.6 | 1985-86 |
| 5 | 81.9 | 2000-01 |
| 6 | 80.9 | 1991-92 |
| 7 | 79.8 | 1993-94 |
| 8 | 79.4 | 1989-90 |
| 9 | 79.0 | 1999-00 |
| 10 | 78.9 | 1988-89 |

POINTS

| | | |
|----|-------|---------|
| 1 | 2,815 | 2001-02 |
| 2 | 2,803 | 2008-09 |
| 3 | 2,783 | 2000-01 |
| 4 | 2,748 | 2005-06 |
| 5 | 2,725 | 2009-10 |
| 6 | 2,679 | 1983-84 |
| 7 | 2,653 | 2010-11 |
| 8 | 2,607 | 1999-00 |
| 9 | 2,560 | 1985-86 |
| 10 | 2,557 | 2013-14 |

REBOUNDS

| | | |
|----|-------|---------|
| 1 | 1,613 | 2005-06 |
| 2 | 1,611 | 2008-09 |
| 3 | 1,557 | 2009-10 |
| 4 | 1,539 | 2006-07 |
| 5 | 1,443 | 1983-84 |
| 6 | 1,411 | 2001-02 |
| 7 | 1,402 | 2000-01 |
| 8 | 1,389 | 2007-08 |
| 9 | 1,381 | 1981-82 |
| 10 | 1,374 | 2011-12 |

ASSISTS

| | | |
|----|-----|---------|
| 1 | 677 | 2000-01 |
| 2 | 624 | 2001-02 |
| 3 | 617 | 1999-00 |
| 4 | 605 | 2005-06 |
| 5 | 604 | 2011-12 |
| 6 | 591 | 2008-09 |
| 7 | 575 | 1993-94 |
| 8 | 550 | 1985-86 |
| 9 | 548 | 1982-83 |
| 10 | 538 | 1984-85 |

STEALS

| | | |
|----|-----|---------|
| 1 | 421 | 1984-85 |
| 2 | 402 | 2001-02 |
| 3 | 394 | 1985-86 |
| 4 | 387 | 2000-01 |
| 5 | 369 | 1994-95 |
| 6 | 368 | 1991-92 |
| 7 | 343 | 1983-84 |
| 8 | 333 | 1989-90 |
| 9 | 330 | 1999-00 |
| 10 | 316 | 1982-83 |

BLOCKED SHOTS

| | | |
|----|-----|---------|
| 1 | 211 | 2008-09 |
| 2 | 200 | 2005-06 |
| 3 | 192 | 2006-07 |
| 4 | 189 | 2007-08 |
| 5 | 141 | 1992-93 |
| 6 | 137 | 2011-12 |
| 7 | 121 | 1994-95 |
| 8 | 116 | 2013-14 |
| 9 | 115 | 1993-94 |
| 10 | 109 | 2009-10 |

FIELD GOALS

| | | |
|----|-------|---------|
| 1 | 1,086 | 1983-84 |
| 2 | 1,085 | 2008-09 |
| 3 | 1,049 | 1984-85 |
| 4 | 1,039 | 1985-86 |
| 5 | 1,029 | 2005-06 |
| 6 | 1,022 | 2009-10 |
| 7 | 1,015 | 2000-01 |
| 8 | 1,011 | 2001-02 |
| 9 | 952 | 2006-07 |
| 10 | 947 | 1999-00 |

FIELD GOAL ATTEMPTS

| | | |
|----|-------|---------|
| 1 | 2,372 | 2009-10 |
| 2 | 2,308 | 2008-09 |
| 3 | 2,259 | 1983-84 |
| 4 | 2,214 | 2001-02 |
| 5 | 2,202 | 2010-11 |
| 6 | 2,182 | 1985-86 |
| 7 | 2,180 | 2005-06 |
| 8 | 2,151 | 1989-90 |
| 9 | 2,134 | 2000-01 |
| 10 | 2,119 | 1984-85 |

FIELD GOAL PERCENTAGE

| | | |
|----|-----|---------|
| 1 | 495 | 1984-85 |
| 2 | 481 | 1983-84 |
| 3 | 480 | 1999-00 |
| 4 | 476 | 2000-01 |
| 5 | 476 | 1985-86 |
| 6 | 474 | 1993-94 |
| 7 | 472 | 2005-06 |
| 8 | 470 | 2008-09 |
| 9 | 469 | 1980-81 |
| 10 | 469 | 2006-07 |

3-POINT FIELD GOALS

| | | |
|----|-----|---------|
| 1 | 251 | 2010-11 |
| 2 | 230 | 2014-15 |
| 3 | 217 | 2013-14 |
| 4 | 214 | 2005-06 |
| 5 | 211 | 2001-02 |
| 6 | 207 | 2000-01 |
| 7 | 202 | 2011-12 |
| 8 | 191 | 2003-04 |
| 9 | 189 | 2004-05 |
| 10 | 187 | 2009-10 |

3-POINT FIELD GOALS ATTEMPTS

| | | |
|----|-----|---------|
| 1 | 713 | 2010-11 |
| 2 | 662 | 2013-14 |
| 3 | 660 | 2014-15 |
| 4 | 615 | 2005-06 |
| 5 | 603 | 2009-10 |
| 6 | 598 | 2003-04 |
| 7 | 582 | 2011-12 |
| 8 | 580 | 2001-02 |
| 9 | 571 | 2004-05 |
| 10 | 545 | 2000-01 |

3-POINT FIELD GOAL PERCENTAGE

| | | |
|----|-----|---------|
| 1 | 397 | 1987-88 |
| 2 | 380 | 2000-01 |
| 3 | 366 | 1999-00 |
| 4 | 364 | 2001-02 |
| 5 | 361 | 1993-94 |
| 6 | 360 | 2006-07 |
| 7 | 353 | 1991-92 |
| 8 | 352 | 2010-11 |
| 9 | 349 | 1995-96 |
| 10 | 348 | 2014-15 |
| | 348 | 2005-06 |

FREE THROWS MADE

| | | |
|----|-----|---------|
| 1 | 592 | 2013-14 |
| 2 | 582 | 2001-02 |
| 3 | 553 | 1998-99 |
| 4 | 547 | 1999-00 |
| 5 | 546 | 2000-01 |
| 6 | 522 | 2010-11 |
| 7 | 520 | 1981-82 |
| 8 | 507 | 1983-84 |
| 9 | 500 | 2011-12 |
| 10 | 494 | 1980-81 |
| | 494 | 2009-10 |

FREE THROWS ATTEMPTED

| | | |
|----|-----|---------|
| 1 | 791 | 2013-14 |
| 2 | 778 | 2001-02 |
| 3 | 777 | 1981-82 |
| 4 | 767 | 1998-99 |
| 5 | 761 | 2000-01 |
| 6 | 756 | 1982-83 |
| 7 | 737 | 2005-06 |
| 8 | 731 | 1999-00 |
| 9 | 725 | 1983-84 |
| 10 | 700 | 2002-03 |

FREE THROW PERCENTAGE

| | | |
|----|-----|---------|
| 1 | 769 | 2010-11 |
| 2 | 748 | 2013-14 |
| | 748 | 2001-02 |
| | 748 | 1999-00 |
| 5 | 740 | 2011-12 |
| 6 | 737 | 2009-10 |
| 7 | 729 | 2003-04 |
| 8 | 724 | 2004-05 |
| 9 | 721 | 1998-99 |
| 10 | 717 | 2000-01 |

FOULS

| | | |
|----|-----|---------|
| 1 | 764 | 1983-84 |
| 2 | 729 | 1985-86 |
| 3 | 727 | 1984-85 |
| 4 | 698 | 2014-15 |
| | 698 | 2013-14 |
| 6 | 696 | 1981-82 |
| 7 | 691 | 1980-81 |
| 8 | 689 | 1982-83 |
| 9 | 674 | 2000-01 |
| 10 | 660 | 2005-06 |

GAMES PLAYED

| | | |
|---|----|---------|
| 1 | 38 | 2009-10 |
| 2 | 37 | 2008-09 |
| 3 | 36 | 2005-06 |
| | 36 | 2001-02 |
| 5 | 35 | 2010-11 |
| 6 | 34 | 2000-01 |
| | 34 | 2011-12 |
| 8 | 33 | 2014-15 |
| | 33 | 2013-14 |
| | 33 | 2006-07 |
| | 33 | 2003-04 |
| | 33 | 1999-00 |
| | 33 | 1979-80 |

MINUTES PLAYED

| | | |
|----|-------|---------|
| 1 | 7,700 | 2009-10 |
| 2 | 7,400 | 2008-09 |
| 3 | 7,225 | 2005-06 |
| | 7,225 | 2001-02 |
| 5 | 6,900 | 2000-01 |
| 6 | 6,825 | 2011-12 |
| 7 | 6,727 | 2014-15 |
| 8 | 6,674 | 2013-14 |
| 9 | 6,656 | 2006-07 |
| 10 | 6,625 | 2003-04 |

CAREER RECORDS

ASSISTS

| | | |
|---------|----------|-----------------------------|
| 1..... | 764..... | Stacey Dales, 1998-02 |
| 2..... | 726..... | Danielle Robinson, 2008-11 |
| 3..... | 606..... | Dionnah Jackson, 2002-05 |
| 4..... | 601..... | Sharee Mitchum, 1992-95 |
| 5..... | 377..... | LaNeishea Caufield, 1999-02 |
| 6..... | 367..... | Angie Alexander, 1989-92 |
| 7..... | 345..... | Morgan Hook, 2011-14 |
| 8..... | 321..... | Britney Brown, 2004-07 |
| 9..... | 302..... | Etta Maytubby, 1993-96 |
| 10..... | 301..... | Tami Rogers, 1986-90 |

BLOCKS

| | | |
|---------|----------|---------------------------|
| 1..... | 446..... | Courtney Paris, 2006-09 |
| 2..... | 243..... | LaNae Jones, 1993-96 |
| 3..... | 141..... | Nicole Griffin, 2011-14 |
| 4..... | 122..... | Amanda Thompson, 2007-10 |
| 5..... | 114..... | Ashley Paris, 2006-09 |
| 6..... | 99..... | Angi Guffy, 1992-95 |
| 7..... | 84..... | Jacquetta Hurley, 1983-86 |
| | 84..... | Lisa Allison, 1984-87 |
| 9..... | 64..... | Dionnah Jackson, 2002-05 |
| 10..... | 60..... | Leah Rush, 2004-07 |

STEALS

| | | |
|---------|----------|-----------------------------|
| 1..... | 402..... | LaNeishea Caufield, 1999-02 |
| 2..... | 309..... | Danielle Robinson, 2008-11 |
| 3..... | 280..... | Jacquetta Hurley, 1983-86 |
| 4..... | 265..... | Dionnah Jackson, 2002-05 |
| 5..... | 250..... | Stacey Dales, 1998-02 |
| 6..... | 232..... | LaTrenda Phillips, 1984-87 |
| 7..... | 217..... | Caton Hill, 2000-04 |
| 8..... | 205..... | Lynn McCurdy, 1981-84 |
| | 205..... | Etta Maytubby, 1993-96 |
| 10..... | 203..... | Angie Alexander, 1989-92 |

GAMES PLAYED

| | | |
|---------|----------|--------------------------------|
| 1..... | 143..... | Jasmine Hartman, 2009-13 |
| 2..... | 141..... | Danielle Robinson, 2008-11 |
| 2..... | 140..... | Caton Hill, 2000-04 |
| 3..... | 138..... | Amanda Thompson, 2007-10 |
| 4..... | 137..... | Ashley Paris, 2006-09 |
| | 137..... | Courtney Paris, 2006-09 |
| 6..... | 136..... | Joanna McFarland, 2010-13 |
| 7..... | 135..... | Sharane Campbell-Olds, 2012-15 |
| 8..... | 133..... | Stacey Dales, 1998-02 |
| | 133..... | Erin Higgins, 2003-07 |
| 10..... | 132..... | LaNeishea Caufield, 1999-02 |
| | 132..... | Leah Rush, 2004-07 |

GAMES STARTED

| | | |
|---------|----------|-----------------------------|
| 1..... | 140..... | Danielle Robinson, 2008-11 |
| 2..... | 139..... | Caton Hill, 2000-04 |
| 3..... | 136..... | Courtney Paris, 2006-09 |
| 4..... | 133..... | Stacey Dales, 1998-02 |
| 5..... | 132..... | LaNeishea Caufield, 1999-02 |
| 6..... | 123..... | Erin Higgins, 2003-07 |
| 7..... | 116..... | Phylesha Whaley, 1997-00 |
| | 116..... | Leah Rush, 2004-07 |
| 9..... | 110..... | Amanda Thompson, 2007-10 |
| 10..... | 109..... | Angi Guffy, 1992-95 |

MINUTES PLAYED

| | | |
|---------|------------|-----------------------------|
| 1..... | 4,579..... | Danielle Robinson, 2008-11 |
| 2..... | 4,287..... | LaNeishea Caufield, 1999-02 |
| 3..... | 4,199..... | Stacey Dales, 1998-02 |
| 4..... | 4,143..... | Courtney Paris, 2006-09 |
| 5..... | 4,051..... | Dionnah Jackson, 2002-05 |
| 6..... | 4,046..... | Erin Higgins, 2003-07 |
| 7..... | 4,025..... | Phylesha Whaley, 1997-00 |
| 8..... | 3,883..... | Caton Hill, 2000-04 |
| 9..... | 3,526..... | Ashley Paris, 2006-09 |
| 10..... | 3,464..... | Leah Rush, 2004-07 |

MINUTES AVERAGE

| | | |
|---------|-----------|-----------------------------|
| 1..... | 34.9..... | Phylesha Whaley, 1997-00 |
| 2..... | 32.6..... | Carin Stites, 1991-92 |
| 3..... | 32.5..... | LaNeishea Caufield, 1999-02 |
| | 32.5..... | Pam Pennon, 1995-96 |
| | 32.5..... | Danielle Robinson, 2008-11 |
| 6..... | 31.7..... | Cathy Bassett, 1990-91 |
| 7..... | 31.6..... | Stacey Dales, 1998-02 |
| 8..... | 31.4..... | Viki Streets, 1985-86 |
| 9..... | 30.9..... | Dionnah Jackson, 2002-05 |
| 10..... | 30.4..... | Erin Higgins, 2003-07 |

DOUBLE-DOUBLES

| | | |
|---------|----------|---------------------------|
| 1..... | 128..... | Courtney Paris, 2006-09 |
| 2..... | 54..... | Molly McGuire, 1980-83 |
| 3..... | 33..... | Caton Hill, 2000-04 |
| 4..... | 28..... | Jacquetta Hurley, 1983-86 |
| | 28..... | Ashley Paris, 2006-09 |
| 6..... | 25..... | Phylesha Whaley, 1997-00 |
| 7..... | 22..... | Jo Mosley, 1986-89 |
| 8..... | 19..... | Amanda Thompson, 2007-10 |
| 9..... | 17..... | Etta Maytubby, 1993-96 |
| 10..... | 16..... | Angi Guffy, 1992-95 |

DOUBLE-DIGIT SCORING GAMES

| | | |
|---------|----------|-----------------------------|
| 1..... | 134..... | Courtney Paris, 2006-09 |
| 2..... | 108..... | LaNeishea Caufield, 1999-02 |
| 3..... | 104..... | Stacey Dales, 1998-02 |
| 4..... | 102..... | Phylesha Whaley, 1997-00 |
| 5..... | 100..... | Molly McGuire, 1980-83 |
| 6..... | 92..... | Jacquetta Hurley, 1983-86 |
| 7..... | 90..... | Caton Hill, 2000-04 |
| 8..... | 81..... | Dionnah Jackson, 2002-05 |
| 9..... | 78..... | Lynn McCurdy, 1981-84 |
| 10..... | 73..... | Leah Rush, 2004-07 |

▶ OKLAHOMA TEAM

Points: 121, Prairie View A&M, Nov. 27, 1990; Central Arkansas Dec. 20, 2007

Field Goals: 56, Texas-Pan American, Nov. 25, 1988

Field Goals Attempts: 96, Midwestern Jan. 18, 1984;
Texas-Pan American Nov. 25, 1988

Field Goal Percentage: .672, Kansas, Feb. 19, 2005

3-Point Field Goals: 16, Oklahoma State, March 7, 2010

3-Point Field Goal Attempts: 33, Iowa State, Jan. 29, 2005

3-Point Field Goal Percentage (min. five made): .714 (6-of-7),
Kansas, Jan. 19, 1996

Free Throws: 35, Texas A&M, Jan. 17, 2001

Free Throws Attempts: 46, Colorado, Feb. 15, 1986

Free Throw Percentage (min. 20 made): .928 (26-of-28),
Southwest Missouri State, Dec. 3, 1997

Rebounds: 75, Cameron, Nov. 30, 1982

Assists: 30, Oklahoma State, Feb. 5, 1986

Steals: 28, Missouri, Feb. 5, 1995

Blocks: 15, Texas, March 7, 2007

▶ OKLAHOMA INDIVIDUAL

Points: 41, Courtney Paris vs. Oklahoma State, Feb. 4, 2007

Field Goals: 16, Courtney Paris vs. Oklahoma State, Feb. 4, 2007

Field Goal Attempts: 34, Carin Stites vs. Central Missouri State, Jan. 4, 1991

Field Goal Percentage (min. five made): 1.000 (9-of-9),
Maria Villarroel vs. Texas A&M, Jan. 18, 2003

3-Point Field Goal Made: 7, Margaret McKeon vs. Nebraska, Jan. 27, 1988;
Morgan Hook vs. Stephen F. Austin, Jan. 8, 2010

3-Point Field Goal Attempts: 14, twice, Erin Higgins vs. Kansas, Feb. 14, 2004;
Angie Alexander vs. Oklahoma State, Feb. 12, 1991

3-Point Field Goal Percentage (min. five made):
.778, Margaret McKeon vs. Nebraska (7-of-9), Jan. 27, 2008

Free Throws: 15, Tami Rogers vs. Sam Houston State, Nov. 24, 1989

Free Throws Attempts: 19, LaTrenda Phillips vs. Kansas, Jan. 14, 1987;
Tammy Rogers vs. Sam Houston State, Nov. 24, 1989

Free Throw Percentage (min. 10 attempts): 1.000, (14-of-14)
LaNeishea Caufield vs. Texas A&M, Jan. 31, 2001

Rebounds: 25, Cathy Bassett vs. Central Missouri State, Jan. 4, 1991

Assists: 19, Sharee Mitchum vs. Oral Roberts, Feb. 10, 1994

Steals: 11, Jacquetta Hurley vs. Missouri, Feb. 11, 1983

Blocks: 11, LaNae Jones vs. Southern, Dec. 29, 1993

▶ OPPONENT TEAM

Points: 109, Missouri, Feb. 25, 1983

Field Goals: 41, Missouri, Feb. 25, 1989

Field Goals Attempted: 91, Kansas (2-3-90)

Field Goal Percentage: 64.0, Missouri, Feb. 7, 1987

3-Point Field Goals: 13, Iowa State, Jan. 29, 2005

3-Point Field Goals Attempts: 32, Sacramento State, Nov. 13, 2011

3-Point Goal Percentage (min. 10 made): .769 (10-of-13),
Connecticut, Dec. 29, 1999

Free Throws: 34, Oral Roberts, Dec. 2, 1987

Free Throws Attempts: 42, Oklahoma State, Feb. 5, 1986

Free Throw Percentage (min. 15 made): .947 (18-of-19), Nebraska, Feb. 5, 2000

Rebounds: 65, Arkansas, Dec. 12, 1989

Assists: 23, Baylor, Feb. 25, 2013

Steals: 18, Missouri, Feb. 4, 1984

Blocks: 11, twice, Stanford, March 19, 2001; Baylor, Feb. 10, 2010

▶ OPPONENT INDIVIDUAL

Points: 45, Kelsey Plum, Washington, Nov. 14, 2014

Field Goals: 17, Patrice Hoskins, Mississippi Valley State, Dec. 8, 1988

Field Goals Attempts: 28, Alicia Hulbert, Tulsa, Feb. 10, 1978; Andrea Riley,
Oklahoma State, Feb. 28, 2009

Field Goal Percentage (min. five made): .900 (9-of-10),
Pam Irwin, Georgia, Dec. 11, 1997

3-Point Field Goals: 8, Tara Gunderson, Iowa State, Jan. 7, 1996

3-Point Field Goal Attempts: 18, Danielle Viglione, Texas, Dec. 7, 1994

3-Point Field Goal Percentage (min. five made): 1.000 (5-of-5),
Kristin Rethman, Kansas State, Feb. 14, 2001

Free Throws: 16, Vickie Adkins, Kansas, Jan. 31, 1984

Free Throws Attempts: 18, Nikki Smith, Missouri, Feb. 5, 1995

Free Throw Percentage: 1.000 (16-of-16), Vickie Adkins, Kansas, Jan. 31, 1984

Rebounds: 20, Sharon Upshaw, Drake, Jan. 14, 1977; Clinette Jordan,
Oklahoma State, Jan. 21, 1987

Assists: 10, Aquanesia Franklin, Texas A&M, Feb. 10, 2007;

Natasha Lacy, TCU, Dec. 9, 2004; Mary Jo Miller, Kansas State, Jan. 20, 1990;

Annan Wilson, Colorado, Jan. 10, 1990; Karen Farst, Texas Tec, Dec. 16, 1989

Steals: 8, Coco Miller, Georgia, Dec. 11, 1987

Blocks: 11, Brittney Griner, Baylor, Feb. 10, 2010

ANNUAL STATISTICS

▶ TEAM STATISTICS

| Year | W-L | FGM | FGA | FG% | 3FGM | 3FGA | 3FG% | FTM | FTA | FT% | Reb | Avg | Pts | Avg |
|----------|-------|------|------|------|------|------|------|-----|-----|------|------|------|------|------|
| 1974-75* | 2-14 | | | | | | | | | | | | | |
| 1975-76 | 3-14 | 287 | 1045 | .274 | - | - | - | 146 | 271 | .539 | NA | NA | 737 | 43.3 |
| 1976-77^ | 4-20 | 490 | 1377 | .356 | - | - | - | 194 | 389 | .499 | 620 | 29.5 | 1174 | 55.9 |
| 1977-78 | 20-12 | 937 | 2183 | .429 | - | - | - | 357 | 595 | .602 | 1082 | 34.3 | 2231 | 69.8 |
| 1978-79 | 13-16 | 721 | 1700 | .424 | - | - | - | 312 | 491 | .635 | 971 | 33.5 | 1754 | 60.5 |
| 1979-80 | 17-16 | 863 | 2012 | .431 | - | - | - | 294 | 475 | .619 | 1345 | 40.8 | 2030 | 61.5 |
| 1980-81 | 21-11 | 917 | 1956 | .469 | - | - | - | 494 | 695 | .711 | 1327 | 42.8 | 2328 | 75.1 |
| 1981-82 | 17-14 | 854 | 1988 | .430 | - | - | - | 520 | 777 | .669 | 1381 | 44.5 | 2228 | 71.9 |
| 1982-83 | 17-11 | 927 | 1982 | .468 | - | - | - | 476 | 756 | .630 | 1287 | 46.0 | 2330 | 83.2 |
| 1983-84 | 22-10 | 1086 | 2259 | .481 | - | - | - | 507 | 725 | .699 | 1443 | 45.1 | 2679 | 83.7 |
| 1984-85 | 23-7 | 1049 | 2119 | .495 | - | - | - | 437 | 681 | .641 | 1295 | 43.2 | 2535 | 84.5 |
| 1985-86 | 24-7 | 1039 | 2182 | .476 | - | - | - | 482 | 699 | .690 | 1299 | 41.9 | 2560 | 82.6 |
| 1986-87 | 18-10 | 876 | 1938 | .452 | - | - | - | 386 | 591 | .653 | 1131 | 40.4 | 2140 | 76.4 |
| 1987-88 | 14-13 | 855 | 1990 | .430 | 77 | 194 | .397 | 339 | 522 | .649 | 1183 | 43.8 | 2126 | 78.7 |
| 1988-89 | 11-16 | 903 | 2012 | .449 | 22 | 77 | .299 | 301 | 442 | .681 | 1177 | 43.6 | 2129 | 78.9 |
| 1989-90 | 7-22 | 893 | 2151 | .415 | 67 | 213 | .315 | 451 | 634 | .711 | 1199 | 41.3 | 2304 | 79.4 |
| 1990-91 | 10-18 | 796 | 1857 | .428 | 159 | 468 | .339 | 338 | 520 | .650 | 1065 | 37.8 | 2089 | 74.6 |
| 1991-92 | 17-12 | 907 | 1968 | .461 | 130 | 368 | .353 | 421 | 619 | .680 | 1066 | 36.8 | 2346 | 80.9 |
| 1992-93 | 12-15 | 699 | 1581 | .442 | 80 | 293 | .273 | 384 | 591 | .650 | 1064 | 39.4 | 1865 | 69.1 |
| 1993-94 | 18-12 | 908 | 1915 | .474 | 163 | 451 | .361 | 413 | 610 | .677 | 1271 | 42.2 | 2392 | 79.8 |
| 1994-95 | 22-9 | 901 | 1988 | .453 | 153 | 484 | .316 | 451 | 673 | .670 | 1206 | 38.9 | 2412 | 77.8 |
| 1995-96 | 12-15 | 722 | 1718 | .420 | 166 | 476 | .349 | 364 | 562 | .648 | 1053 | 39.0 | 1974 | 73.1 |
| 1996-97 | 5-22 | 587 | 1519 | .386 | 128 | 414 | .309 | 348 | 520 | .669 | 1006 | 37.3 | 1650 | 61.1 |
| 1997-98 | 8-19 | 623 | 1567 | .398 | 155 | 466 | .333 | 427 | 629 | .679 | 1025 | 38.0 | 1828 | 67.7 |
| 1998-99 | 15-14 | 733 | 1640 | .447 | 103 | 333 | .309 | 621 | 851 | .730 | 1156 | 39.9 | 2190 | 75.5 |
| 1999-00 | 25-8 | 947 | 1974 | .480 | 166 | 454 | .366 | 547 | 731 | .748 | 1277 | 38.7 | 2607 | 79.0 |
| 2000-01 | 28-6 | 1015 | 2134 | .476 | 207 | 545 | .380 | 546 | 761 | .717 | 1402 | 41.2 | 2783 | 81.9 |
| 2001-02 | 32-4 | 1011 | 2214 | .457 | 211 | 580 | .364 | 582 | 778 | .748 | 1411 | 39.2 | 2815 | 78.2 |
| 2002-03 | 19-13 | 755 | 1812 | .417 | 136 | 456 | .298 | 493 | 700 | .704 | 1281 | 40.0 | 2139 | 66.8 |
| 2003-04 | 24-9 | 842 | 1936 | .435 | 191 | 598 | .319 | 458 | 628 | .729 | 1343 | 40.7 | 2333 | 70.7 |
| 2004-05 | 17-13 | 756 | 1796 | .421 | 189 | 571 | .331 | 370 | 511 | .724 | 1188 | 39.6 | 2071 | 69.0 |
| 2005-06 | 31-5 | 1029 | 2180 | .472 | 214 | 615 | .348 | 476 | 737 | .646 | 1613 | 44.8 | 2748 | 76.3 |
| 2006-07 | 28-5 | 952 | 2029 | .469 | 181 | 503 | .360 | 444 | 688 | .645 | 1539 | 46.6 | 2529 | 76.6 |
| 2007-08 | 22-9 | 911 | 2019 | .451 | 113 | 399 | .283 | 322 | 495 | .651 | 1389 | 44.8 | 2257 | 72.8 |
| 2008-09 | 32-5 | 1085 | 2308 | .470 | 177 | 540 | .328 | 456 | 674 | .677 | 1611 | 43.5 | 2803 | 75.8 |
| 2009-10 | 27-11 | 1022 | 2372 | .431 | 187 | 603 | .310 | 494 | 670 | .737 | 1552 | 40.8 | 2725 | 71.7 |
| 2010-11 | 23-12 | 940 | 2202 | .427 | 251 | 713 | .352 | 522 | 679 | .769 | 1371 | 39.2 | 2653 | 75.8 |
| 2011-12 | 21-13 | 853 | 2008 | .425 | 202 | 582 | .347 | 500 | 676 | .740 | 1374 | 40.4 | 2408 | 70.8 |
| 2012-13 | 24-11 | 879 | 2077 | .423 | 272 | 743 | .366 | 512 | 697 | .735 | 1412 | 40.3 | 2542 | 72.6 |
| 2013-14 | 18-15 | 874 | 1994 | .438 | 317 | 662 | .328 | 592 | 791 | .748 | 1321 | 40.0 | 2557 | 77.5 |
| 2014-15 | 21-12 | 877 | 2014 | .435 | 230 | 660 | .348 | 481 | 690 | .697 | 1264 | 38.3 | 2465 | 74.7 |

*Statistics unavailable for this season; ^ reflects 21 of 24 games that season.

ANNUAL LEADERS

ANNUAL SCORING LEADERS

| Year | Name | GP | Pts. | Avg. |
|---------|-------------------|----|------|------|
| 1974-75 | Julie Arrington | 16 | 137 | 8.6 |
| 1975-76 | Jo Stottsberry | 16 | 193 | 12.0 |
| 1976-77 | Mary Lane | 24 | 344 | 14.3 |
| 1977-78 | Vickie McCann | 26 | 341 | 13.6 |
| 1978-79 | Barbara Johnson | 29 | 524 | 18.1 |
| 1979-80 | Molly McGuire | 33 | 579 | 17.5 |
| 1980-81 | Molly McGuire | 31 | 540 | 17.4 |
| 1981-82 | Molly McGuire | 23 | 452 | 19.7 |
| 1982-83 | Molly McGuire | 28 | 576 | 20.6 |
| 1983-84 | Lynn McCurdy | 32 | 530 | 16.6 |
| 1984-85 | Jacquetta Hurley | 30 | 515 | 17.2 |
| 1985-86 | Vickie Green | 31 | 458 | 14.8 |
| 1986-87 | LaTrenda Phillips | 28 | 361 | 12.9 |
| 1987-88 | Jo Mosley | 24 | 357 | 14.9 |
| 1988-89 | Jo Mosley | 26 | 439 | 16.9 |
| 1989-90 | Tami Rogers | 29 | 571 | 19.7 |
| 1990-91 | Carin Stites | 28 | 517 | 18.4 |
| 1991-92 | Angi Guffy | 29 | 444 | 15.3 |
| 1992-93 | Angi Guffy | 27 | 403 | 14.9 |
| 1993-94 | Etta Maytubby | 28 | 413 | 14.8 |
| 1994-95 | Mandy Wade | 30 | 423 | 14.1 |
| 1995-96 | Pam Pennon | 27 | 388 | 14.4 |
| 1996-97 | Phylesha Whaley | 27 | 386 | 14.3 |
| 1997-98 | Phylesha Whaley | 27 | 546 | 20.2 |
| 1998-99 | Phylesha Whaley | 29 | 569 | 19.6 |
| 1999-00 | Phylesha Whaley | 33 | 686 | 20.8 |
| 2000-01 | Stacey Dales | 34 | 543 | 16.0 |
| 2001-02 | LaNeisha Caufield | 36 | 626 | 17.4 |
| 2002-03 | Maria Villarroel | 32 | 480 | 15.0 |
| 2003-04 | Maria Villarroel | 33 | 472 | 14.3 |
| 2004-05 | Leah Rush | 30 | 465 | 15.5 |
| 2005-06 | Courtney Paris | 36 | 788 | 21.9 |
| 2006-07 | Courtney Paris | 33 | 775 | 23.5 |
| 2007-08 | Courtney Paris | 31 | 578 | 18.6 |
| 2008-09 | Courtney Paris | 37 | 588 | 15.9 |
| 2009-10 | Danielle Robinson | 38 | 639 | 16.8 |
| 2010-11 | Danielle Robinson | 35 | 642 | 18.3 |
| 2011-12 | Aaryn Ellenberg | 34 | 528 | 15.5 |
| 2012-13 | Aaryn Ellenberg | 35 | 654 | 18.7 |
| 2013-14 | Aaryn Ellenberg | 30 | 580 | 19.3 |
| 2014-15 | Peyton Little | 33 | 417 | 12.6 |

ANNUAL REBOUNDING LEADERS

| Year | Name | GP | Reb. | Avg. |
|---------|-------------------------|----|------|------|
| 1974-75 | Julie Arrington | 16 | 129 | 8.1 |
| 1975-76 | No statistics available | | | |
| 1976-77 | Gaie Frazier | 21 | 132 | 9.4 |
| 1977-78 | Teresa Ray | 32 | 230 | 7.2 |
| 1978-79 | Barbara Johnson | 29 | 276 | 9.5 |
| 1979-80 | Molly McGuire | 33 | 341 | 10.3 |
| 1980-81 | Molly McGuire | 31 | 295 | 9.5 |
| 1981-82 | Janet Freeman-Southard | 31 | 219 | 7.1 |
| 1982-83 | Molly McGuire | 28 | 238 | 8.5 |
| 1983-84 | Lynn McCurdy | 32 | 212 | 6.6 |
| 1984-85 | Jacquetta Hurley | 30 | 236 | 7.9 |
| 1985-86 | Jacquetta Hurley | 31 | 189 | 6.1 |
| 1986-87 | Jo Mosley | 28 | 202 | 7.2 |
| 1987-88 | Jo Mosley | 24 | 194 | 8.1 |
| 1988-89 | Erika Notzke | 27 | 278 | 10.3 |
| 1989-90 | Tami Rogers | 29 | 237 | 8.2 |
| 1990-91 | Cathy Bassett | 28 | 245 | 8.7 |
| 1991-92 | Angi Guffy | 29 | 204 | 7.0 |
| 1992-93 | LaNae Jones | 27 | 175 | 6.5 |
| 1993-94 | Mandy Wade | 30 | 209 | 7.0 |
| 1994-95 | Mandy Wade | 30 | 190 | 6.3 |
| 1995-96 | LaNae Jones | 27 | 187 | 6.9 |
| 1996-97 | Tina Taylor | 25 | 218 | 8.7 |
| 1997-98 | Phylesha Whaley | 27 | 220 | 8.1 |
| 1998-99 | Phylesha Whaley | 29 | 218 | 7.5 |
| 1999-00 | Phylesha Whaley | 33 | 261 | 7.9 |
| 2000-01 | Caton Hill | 34 | 315 | 9.3 |
| 2001-02 | Caton Hill | 36 | 250 | 6.9 |
| 2002-03 | Theresa Schuknecht | 32 | 212 | 6.6 |
| 2003-04 | Maria Villarroel | 33 | 211 | 6.4 |
| 2004-05 | Dionnah Jackson | 30 | 255 | 8.5 |
| 2005-06 | Courtney Paris | 36 | 539 | 15.0 |
| 2006-07 | Courtney Paris | 33 | 526 | 15.9 |
| 2007-08 | Courtney Paris | 31 | 466 | 15.0 |
| 2008-09 | Courtney Paris | 37 | 503 | 13.6 |
| 2009-10 | Amanda Thompson | 38 | 400 | 10.5 |
| 2010-11 | Joanna McFarland | 35 | 232 | 6.6 |
| 2011-12 | Whitney Hand | 34 | 241 | 7.1 |
| 2012-13 | Joanna McFarland | 35 | 369 | 10.5 |
| 2013-14 | Sharane Campbell | 33 | 178 | 5.4 |
| 2014-15 | Kaylon Williams | 32 | 212 | 6.6 |

ANNUAL ASSISTS LEADERS

| Year | Name | GP | Assists | Avg. |
|---------|-------------------------|----|---------|------|
| 1974-75 | No statistics available | | | |
| 1975-76 | No statistics available | | | |
| 1976-77 | No statistics available | | | |
| 1977-78 | No statistics available | | | |
| 1978-79 | No statistics available | | | |
| 1979-80 | No statistics available | | | |
| 1980-81 | Janet Gabriel | | 93 | |
| 1981-82 | Ladanah Sanders | | 100 | |
| 1982-83 | Sandy Hetherington | | 120 | |
| 1983-84 | Shirley Fisher | | 131 | |
| 1984-85 | Viki Streets | | 116 | |
| 1985-86 | Viki Streets | | 126 | |
| 1986-87 | Margaret McKeon | | 111 | |
| 1987-88 | Margaret McKeon | | 149 | |
| 1988-89 | Tammy Rogers | 27 | 106 | 3.9 |
| 1989-90 | Tammy Rogers | 29 | 95 | 3.3 |
| 1990-91 | Angie Alexander | 28 | 127 | 4.5 |
| 1991-92 | Angie Alexander | 29 | 125 | 4.3 |
| 1992-93 | Sharee Mitchum | 27 | 134 | 5.0 |
| 1993-94 | Sharee Mitchum | 30 | 242 | 8.1 |
| 1994-95 | Sharee Mitchum | 31 | 156 | 5.0 |
| 1995-96 | Pam Pennon | 27 | 119 | 4.4 |
| 1996-97 | Roxanne Long | 86 | 27 | 3.2 |
| 1997-98 | Shoinka Breedlove | 27 | 112 | 4.2 |
| 1998-99 | Stacey Dales | 29 | 150 | 5.2 |
| 1999-00 | Stacey Dales | 33 | 190 | 5.8 |
| 2000-01 | Stacey Dales | 34 | 248 | 7.3 |
| 2001-02 | Stacey Dales | 36 | 176 | 4.9 |
| 2002-03 | Dionnah Jackson | 32 | 164 | 5.1 |
| 2003-04 | Dionnah Jackson | 33 | 165 | 5.0 |
| 2004-05 | Dionnah Jackson | 30 | 173 | 5.8 |
| 2005-06 | Britney Brown | 36 | 154 | 4.3 |
| 2006-07 | Britney Brown | 31 | 90 | 2.9 |
| 2007-08 | Danielle Robinson | 31 | 131 | 4.2 |
| 2008-09 | Danielle Robinson | 37 | 217 | 5.9 |
| 2009-10 | Danielle Robinson | 38 | 202 | 5.3 |
| 2010-11 | Danielle Robinson | 35 | 177 | 5.1 |
| 2011-12 | Whitney Hand | 34 | 140 | 4.1 |
| 2012-13 | Morgan Hook | 35 | 186 | 5.3 |
| 2013-14 | Morgan Hook | 33 | 162 | 4.9 |
| 2014-15 | Gabbi Ortiz | 33 | 117 | 3.5 |

OVERTIME GAMES

| Date | Opponent | W/L | Score |
|----------|----------------------------------|-----|--------|
| 2-12-80 | Wichita State | L | 59-53 |
| 1-19-81 | vs. McNeese State ^ | L | 82-77 |
| 1-9-82 | at Pepperdine | L | 75-70 |
| 12-11-02 | Texas Tech | W | 93-91 |
| 1-8-83 | at Wichita State (2OT) | L | 93-81 |
| 2-16-83 | at Oklahoma State | W | 83-82 |
| 2-24-85 | at Kansas (Lawrence) | W | 78-77 |
| 2-27-88 | Colorado | L | 91-88 |
| 1-14-89 | at Kansas (Lawrence) | L | 86-82 |
| 12-29-91 | at UCSB (Santa Barbara) | L | 105-95 |
| 1-25-92 | at Oklahoma State | W | 75-65 |
| 2-26-92 | Kansas | L | 73-72 |
| 1-14-96 | Oklahoma State (2OT) | L | 86-79 |
| 3-14-99 | at Arkansas! | L | 97-93 |
| 12-21-00 | at San Diego (2OT) | W | 65-63 |
| 12-27-00 | Stanford | W | 102-98 |
| 2-24-01 | Oklahoma State | W | 88-83 |
| 2-19-02 | at Texas | L | 68-62 |
| 1-14-04 | at Texas A&M | W | 65-56 |
| 1-26-05 | vs. Texas | L | 83-71 |
| 2-12-06 | vs. Baylor | W | 81-77 |
| 1-22-07 | vs. Texas Tech (2OT) | W | 86-81 |
| 3-11-08 | vs. Missouri (Kansas City) # | L | 70-64 |
| 3-25-08 | vs. Notre Dame (W. Lafayette) \$ | L | 79-75 |
| 12-5-09 | Arkansas | W | 87-86 |
| 12-9-09 | at Marist | W | 80-71 |
| 2-10-10 | Baylor | W | 62-60 |
| 3-28-10 | vs. Notre Dame (Kansas City) \$ | W | 77-72 |
| 1-16-11 | at Texas | W | 71-67 |
| 1-31-12 | at Kansas | W | 74-68 |
| 11-17-13 | Louisville | L | 97-92 |
| 1-5-14 | Iowa State | L | 82-75 |
| 1-8-14 | at Texas | L | 79-74 |
| 11-28-14 | vs. Kentucky | L | 88-92 |
| 11-29-14 | vs. Illinois | W | 78-76 |
| 1-29-15 | at Texas (2OT) | L | 84-81 |
| 2-17-15 | at Iowa State | L | 84-76 |

^ Forfeited by McNeese and does not count as a loss.

Big 12 Tournament Game

\$ NCAA Tournament Game

! WNIT Game

Overtime Record: 17-20 (7-7 Home, 8-10 Away, 2-3 Neutral)

Under Sherri Coale: 12-5 (6-3 Home, 5-5 Away, 2-3 Neutral)

Most Overtimes in a Season: 4 (2009-10; 2014-15)

DOUBLE OVERTIME GAMES

| Date | Opponent | W/L | Score |
|----------|----------------------------|-----|-------|
| 1983 | at Wichita State (Wichita) | L | 93-81 |
| 1-14-96 | Oklahoma State | L | 86-79 |
| 12-21-00 | at San Diego (San Diego) | W | 65-63 |
| 1-22-07 | vs. Texas Tech | W | 86-81 |
| 1-29-15 | at Texas | L | 84-81 |

Double Overtime Record: 2-3 (1-1 Home, 1-2 Away)

Under Sherri Coale: 2-1 (1-0 Home, 1-1 Away)

CONSECUTIVE VICTORIES

Season: 20 (Dec. 3, 2008 to Feb. 23, 2009)
 Home: 26 (Feb. 18, 1984, to Feb. 22, 1986)
 Road: 12 (2000-01)
 Road/Neutral*: 18 (Dec. 30, 2006 to Jan. 31, 2007)
 Road*: 16 (Dec. 30, 2006 to Jan. 31, 2007)
 To Open Season: 10 (1984-85 and 2001-02)
 Big 12*: 24 (March 3, 2005 to Jan. 27, 2007)
 Big 12 w/Postseason: 26 (Jan. 4, 2006 to Jan. 27, 2007)
 *Regular-Season Games Only

CONSECUTIVE LOSSES

Season: 16, 1996-97
 Multiple Seasons: 17, Jan. 7, 1997-Nov. 22, 1997

MOST GAMES

Scoring 100 Points or More...
 Season: 4, 1985-86 and 1991-92
 Consecutive: 3, 1991-92
 Games Played...
 Season: 38, 2009-10
 At Home in a Season: 16, 2008-09 and 2009-10
 Away from Home in a Season: 23, 2005-06
 Games Won...
 Season: 32, 2001-02 and 2008-09
 At Home in a Season: 15, 2008-09
 On Road/Neutral in a Season: 19, 2005-06

TRIPLE DOUBLES

Courtney Paris vs. Texas Tech (3-1-06)
 18 points, 13 rebounds, 10 blocks
 Dionnah Jackson vs. Tulsa (12-4-05)
 15 points, 10 rebounds, 10 assists
 LaNae Jones vs. Southern (12-29-93)
 12 points, 17 rebounds, 11 blocks

LARGEST HOME WINS

| Mar | Score | Opponent | Date |
|-----|--------|------------------------|----------|
| +73 | 121-48 | Central Arkansas | 12-20-07 |
| +72 | 121-49 | Prairie View A&M | 11-29-90 |
| +70 | 105-35 | Prairie View A&M | 12-14-91 |
| +66 | 103-37 | Jackson State | 12-7-98 |
| +66 | 118-52 | Arkansas Pine-Bluff | 12-29-10 |
| +64 | 89-25 | North Carolina Central | 1-4-09 |
| +62 | 117-55 | Sacramento State | 11-13-11 |
| +60 | 101-41 | Prairie View A&M | 12-12-92 |
| +59 | 104-45 | Oklahoma Baptist | 11-30-78 |
| +59 | 91-32 | Tulsa | 12-11-86 |
| +59 | 105-46 | Maryland Eastern Shore | 12-15-13 |
| +57 | 93-36 | Arkansas State | 12-2-07 |
| +52 | 94-42 | Tulsa | 12-21-08 |
| +51 | 99-48 | Oral Roberts | 2-10-94 |
| +50 | 87-37 | Oklahoma State | 1-17-04 |
| +50 | 100-50 | San Diego | 1-15-83 |
| +50 | 110-60 | Emporia State | 1-4-84 |
| +50 | 116-66 | UTPA | 11-26-10 |

WORST HOME LOSSES

| Mar | Score | Opponent | Date |
|-----|--------|----------------|----------|
| -35 | 94-59 | Texas Tech | 2-19-98 |
| -31 | 88-57 | Oklahoma State | 1-29-97 |
| -31 | 89-58 | Baylor | 1-26-12 |
| -29 | 74-45 | Kansas State | 2-1-03 |
| -29 | 101-72 | Nebraska | 2-14-98 |
| -25 | 81-56 | Missouri | 2-15-97 |
| -24 | 87-63 | Kansas State | 3-5-83 |
| -22 | 76-54 | Oklahoma State | 2-7-98 |
| -21 | 81-60 | Iowa State | 1-2-99 |
| -20 | 71-51 | UNLV | 11-26-79 |
| -20 | 80-60 | Michigan State | 12-21-05 |

LARGEST ROAD WINS

| Mar | Score | Opponent | Date |
|-----|--------|--------------------|----------|
| +84 | 120-36 | Texas-Pan American | 11-25-88 |
| +57 | 95-38 | Oral Roberts | 11-17-01 |
| +55 | 99-44 | @ North Texas | 12-10-83 |
| +55 | 103-48 | Texas-Arlington | 12-4-84 |
| +48 | 88-40 | vs. Akron | 11-26-04 |
| +48 | 90-42 | vs. Oral Roberts | 11-22-03 |
| +48 | 100-52 | @ Oklahoma City | 12-12-83 |
| +48 | 98-50 | @ Prairie View A&M | 1-23-92 |
| +47 | 95-48 | @ UC-Santa Barbara | 1-10-84 |
| +46 | 90-44 | Butler | 11-23-01 |

WORST ROAD LOSSES

| Mar | Score | Opponent | Date |
|-----|--------|------------------|----------|
| -41 | 86-45 | @ UConn | 2-14-11 |
| -40 | 95-55 | Kansas | 1-16-81 |
| -39 | 101-62 | Northern Arizona | 12-30-97 |
| -37 | 86-49 | Colorado | 2-18-90 |
| -36 | 72-36 | Texas | 2-26-05 |
| -34 | 78-44 | Texas | 1-7-98 |
| -32 | 97-65 | Nebraska | 1-29-92 |
| -31 | 108-77 | Brigham Young | 12-30-89 |
| -31 | 80-49 | Colorado | 1-29-93 |
| -30 | 86-56 | Missouri | 2-9-92 |
| -30 | 97-67 | Baylor | 2-1-98 |

2,000 POINTS/1,000 REBOUNDS

Courtney Paris (2006-09)
 2,729 points/2,034 rebounds
 Molly McGuire (1980-83)
 2,147 points/1,071 rebounds

1,000 POINTS/1,000 REBOUNDS

Caton Hill (2000-04)
 1,653 points/1,052 rebounds
 Ashley Paris
 1,273 points/1,064 rebounds

HOME OPENERS

▶ HOME OPENERS (31-7 RECORD)

| Year | Team | W/L | Score | Margin | Record |
|---------|---------------------------|-----|--------|--------|--------|
| 1977-78 | Cameron | W | 77-52 | +25 | 1-0 |
| 1978-79 | Tulsa | W | 57-47 | +10 | 2-0 |
| 1979-80 | Texas | L | 66-41 | -25 | 2-1 |
| 1980-81 | North Texas | W | 101-81 | +20 | 3-1 |
| 1981-82 | Oklahoma Baptist | W | 82-79 | +3 | 4-1 |
| 1982-83 | Tulsa | W | 99-60 | +39 | 5-1 |
| 1983-84 | UT-Arlington | W | 92-66 | +26 | 6-1 |
| 1984-85 | Abilene Christian | W | 89-70 | +19 | 7-1 |
| 1985-86 | Creighton | W | 94-76 | +18 | 8-1 |
| 1986-87 | New Mexico | W | 87-51 | +36 | 9-1 |
| 1987-88 | Oral Roberts | W | 103-94 | +9 | 10-1 |
| 1988-89 | Mississippi Valley State | L | 89-83 | -6 | 10-2 |
| 1989-90 | Northeast Louisiana (ULM) | W | 95-93 | +2 | 11-2 |
| 1990-91 | Prairie View A&M | W | 121-49 | +72 | 12-2 |
| 1991-92 | UTSA | W | 101-70 | +31 | 13-2 |
| 1992-93 | SMU | L | 72-66 | -6 | 13-3 |
| 1993-94 | Texas-Pan American | W | 88-68 | +20 | 14-3 |
| 1994-95 | Texas Tech | L | 66-64 | -2 | 14-4 |
| 1995-96 | North Texas | W | 102-60 | +42 | 15-4 |
| 1996-97 | Drake | L | 77-64 | -13 | 15-5 |
| 1997-98 | SW Missouri State | L | 81-65 | -16 | 15-6 |
| 1998-99 | TCU | W | 78-66 | +12 | 16-6 |
| 1999-00 | Oral Roberts | W | 83-66 | +17 | 17-6 |
| 2000-01 | SW Missouri State | W | 89-82 | +7 | 18-6 |
| 2001-02 | TCU | W | 76-60 | +16 | 19-6 |
| 2002-03 | Sam Houston State | W | 79-52 | +27 | 20-6 |
| 2003-04 | SE Missouri State | W | 83-48 | +35 | 21-6 |
| 2004-05 | SE Missouri State | W | 84-62 | +22 | 22-6 |
| 2005-06 | Milwaukee | W | 89-57 | +32 | 23-6 |
| 2006-07 | DePaul | W | 105-61 | +34 | 24-6 |
| 2007-08 | North Texas | W | 79-42 | +37 | 25-6 |
| 2008-09 | UC Riverside | W | 88-57 | +31 | 26-6 |
| 2009-10 | Mercer | W | 108-66 | +42 | 27-6 |
| 2010-11 | Western Illinois | W | 84-43 | +39 | 28-6 |
| 2011-12 | Sacramento State | W | 117-55 | +62 | 29-6 |
| 2012-13 | UCLA | L | 86-80 | -6 | 29-7 |
| 2013-14 | Stetson | W | 78-60 | +18 | 30-7 |
| 2014-15 | Washington | W | 90-80 | +10 | 31-7 |

► SEASON OPENERS (32-15 RECORD)

| Year | Team | W/L | Score | Mar | Record |
|---------|--------------------|-----|--------|-----|--------|
| 1974-75 | Bethany Nazarene | L | 44-43 | -1 | 0-1 |
| 1975-76 | USAO | L | 86-34 | -52 | 0-2 |
| 1976-77 | Phillips | L | 83-60 | -23 | 0-3 |
| 1977-78 | Cameron | W | 77-52 | +25 | 1-3 |
| 1978-79 | Tulsa | W | 57-47 | +10 | 2-3 |
| 1979-80 | Texas | L | 66-47 | -19 | 2-4 |
| 1980-81 | Oral Roberts | L | 80-76 | -4 | 2-5 |
| 1981-82 | Oklahoma Baptist | W | 82-79 | +3 | 3-5 |
| 1982-83 | Iowa State | L | 80-76 | -4 | 3-6 |
| 1983-84 | UT-Arlington | W | 92-66 | +26 | 4-6 |
| 1984-85 | Abilene Christian | W | 89-70 | +19 | 5-6 |
| 1985-86 | Middle Tennessee | W | 83-75 | +8 | 6-6 |
| 1986-87 | UTSA | W | 67-63 | +4 | 7-6 |
| 1987-88 | Penn State | L | 86-63 | -23 | 7-7 |
| 1988-89 | Texas-Pan American | W | 120-36 | +84 | 8-7 |
| 1989-90 | Sam Houston | L | 90-86 | -4 | 8-8 |
| 1990-91 | Washington | L | 84-50 | -34 | 8-9 |
| 1991-92 | UTSA | W | 102-70 | +32 | 9-9 |
| 1992-93 | SMU | L | 72-66 | -6 | 9-10 |
| 1993-94 | Texas-Pan American | W | 88-68 | +20 | 10-10 |
| 1994-95 | Montana | L | 76-64 | -12 | 10-11 |
| 1995-96 | Texas Christian | W | 103-81 | +22 | 11-11 |
| 1996-97 | Oral Roberts | W | 62-50 | +12 | 12-11 |
| 1997-98 | Stephen F. Austin | L | 82-58 | -24 | 12-12 |
| 1998-99 | TCU | W | 78-66 | +12 | 13-12 |
| 1999-00 | Arizona | L | 75-59 | -16 | 13-13 |
| 2000-01 | Tulsa | W | 80-49 | +31 | 14-13 |
| 2001-02 | Purdue | W | 80-75 | +5 | 15-13 |
| 2002-03 | Tennessee | L | 94-68 | -26 | 15-14 |
| 2003-04 | Oral Roberts | W | 90-42 | +48 | 16-14 |
| 2004-05 | SE Missouri State | W | 84-62 | +22 | 17-14 |
| 2005-06 | Milwaukee | W | 89-57 | +32 | 18-14 |
| 2006-07 | DePaul | W | 105-71 | +34 | 19-14 |
| 2007-08 | Maryland | L | 66-76 | -10 | 19-15 |
| 2008-09 | UC Riverside | W | 88-57 | +31 | 20-15 |
| 2009-10 | Mercer | W | 108-66 | +42 | 21-15 |
| 2010-11 | Milwaukee | W | 76-59 | +17 | 22-15 |
| 2011-12 | Sacramento State | W | 117-55 | +62 | 23-15 |
| 2012-13 | Creighton | W | 69-48 | +21 | 30-15 |
| 2013-14 | Stetson | W | 78-60 | +18 | 31-15 |
| 2014-15 | Washington | W | 90-80 | +10 | 32-15 |

BIG 12 CHAMPIONSHIP

MOST BY OKLAHOMA

Points: 102 vs. Colorado (3-8-01)
Total Rebounds: 62 vs. Missouri (3-11-08)
Offensive Rebounds: 26 vs. Missouri (3-11-08)
Defensive Rebounds: 40 vs. Baylor (3-11-06)
Field Goals Made: 37 vs. Colorado (3-8-01)
Field Goals Att.: 88 vs. Missouri (3-11-08)
Field Goal Percentage: .545 (30-55) vs. Texas A&M (3-8-05)
3-PT Field Goals Made: 14 vs. Colorado (3-8-01)
3-PT Field Goals Att.: 29, twice, vs. Colorado, (3-8-10);
. Iowa State (3-10-01)
3-PT FG Percentage: . . 533 (8-15) vs. Texas A&M (3-8-05)
Free Throws Made: 25 vs. Baylor (3-8-07)
Free Throws Att.: 32 vs. Baylor (3-8-07)
Free Throw Pct: . .947 (18-19) vs. Texas A&M (3-8-05)
Assists: . . . 25; vs. Baylor (3-9-02), Colorado (3-8-01)
Steals: 16 vs. Oklahoma State (3-6-02)
Blocks: 15 vs. Texas (3-7-07)
Turnovers: 32 vs. Baylor (3-11-06)
Fouls: 24 vs. Oklahoma State (3-6-02)
Technical Fouls: None
Points in a first half: 50 vs. Colorado (3-8-01)
Points in a second half: 52 vs. Colorado (3-8-01)
Points in overtime: 11 vs. Missouri (3-11-08)

FEWEST BY OKLAHOMA

Points: 56 twice, vs. Kansas State, (3-4-97);
. Oklahoma State (3-2-99)
Total Rebounds: 27 vs. Texas A&M (3-9-12)
Offensive Rebounds: 8 vs. Texas (3-9-05)
Defensive Rebounds: 16 vs. Oklahoma State (3-2-99)
Field Goals Made: 15 vs. Texas (3-8-15)
Field Goals Attempted: . 46 vs. Texas A&M (3-9-04)
Field Goal Percentage: .259 (15-58) vs. Texas (3-8-15)
3-PT Field Goals Made: 2, vs. Texas (3-13-04);
. Texas A&M (3-14-09); vs. Baylor (3-12-10)
3-PT Field Goals Attempted: 10 vs. Baylor (3-12-10)
3-PT Field Goal Pct: .125 (3-24) vs. West Virginia (3-9-13)
Free Throws Made: 3 vs. Missouri (3-11-08)
Free Throws Attempted: . 6 vs. Nebraska (3-11-03)
Free Throw Pct: . 61.1 (22-36) vs. Texas A&M (3-14-09)
Assists: 7, vs. Oklahoma State (3-2-99);
. Texas A&M (3-14-09)
Steals: 3 vs. Texas (3-8-15);
. 3 vs. Oklahoma State (3-13-10);
. 3 vs. Baylor (3-11-06)
Blocks: 0 vs. Kansas State (3-4-97)
Turnovers: 7 vs. Baylor (3-12-10)
Fouls: 9 vs. Kansas State (3-11-04);
. vs. Oklahoma State (3-13-10)
Technical Fouls: None
Points in first half: 20, vs. Texas (3-8-15)
Points in second half: 24, vs. Kansas State (3-7-02)
Points in overtime: 11 vs. Missouri (3-11-08)

MOST BY AN OPPONENT

Points: 93, Colorado (3-8-01)
Total Rebounds: 46, Texas (3-8-00)
Offensive Rebounds: 20; Kansas State (3-4-97);
. Texas (3-8-00)
Defensive Rebounds: 33, Texas (3-8-15)
Field Goals Made: 32, Colorado (3-8-01)
Field Goals Attempted: 79, Baylor (3-11-06)
Field Goal Percentage: .578, (26-45) Okla. State (3-2-99)
3-PT Field Goals Made: . . . 11, Iowa State (3-10-01);
. Iowa State 3-10-07)
3-PT Field Goals Attempted: 35, Iowa State (3-10-01)
3-PT Field Goal Percentage: .692, (9-13) Colorado (3-8-01)
Free Throws Made: 24, Oklahoma State (3-6-02)
Free Throws Attempted: 31, Oklahoma State (3-6-02)
Free Throw Percentage: 1.000, (13-13) Kansas (3-13-09)
Assists: 24, Baylor (3-9-02)
Steals: 20, vs. Baylor (3-11-06)
Blocks: 10, Baylor (3-12-10)
Turnovers: 24, Baylor (3-9-02)
Fouls: 26, West Virginia, (3-7-15)
Technical Fouls: 2, Baylor (3-8-07)
Points in first half: 40, three times, Texas A&M (3-8-05);
. Kansas St. (3-4-97); Texas A&M (3-14-10)
Points in second half: 54, Colorado (3-8-01)
Points in overtime: 17, Missouri (3-11-08)

FEWEST BY AN OPPONENT

Points: 47, Texas A&M (3-9-04)
Total Rebounds: 21, Colorado (3-8-01)
Offensive Rebounds: 4; twice, Kansas State (3-7-02),
. Oklahoma State (3-2-99)
Defensive Rebounds: 14, Texas A&M (3-8-05)
Field Goals Made: 14, Oklahoma State (3-6-02)
Field Goals Attempted: 43; Texas (3-8-15),
Field Goal Percentage: .250 (18-72), Texas (3-7-07)
3-PT Field Goals Made: 0, Texas (3-13-04)
3-PT Field Goals Attempted: twice, 6; Kansas (3-7-01),
. Texas (3-8-00)
3-PT Field Goal Percentage: .000, (0-11) Texas (3-13-04)
Free Throws Made: 0, Kansas State (3-7-02)
Free Throws Attempted: . . . 0, Kansas State (3-7-02)
Free Throw Percentage: .000 (0-0), Kansas State (3-7-02)
Assists: 5, Oklahoma State (3-13-10)
Steals: 1, West Virginia (3-7-15)
Blocks: 0, several times
Turnovers: 7, twice, Kansas State (3-11-04);
. Oklahoma State (3-13-10)
Fouls: 8, Iowa State (3-10-01)
Technical Fouls: None, several times
Points in a first half: 17, Missouri (3-9-06)
Points in a second half: . . . 21, Kansas State (3-7-02)
Points in overtime: 17, Missouri (3-11-08)

MOST BY OKLAHOMA PLAYER

Points: 36, Courtney Paris vs. Iowa State (3-8-06)
Rebounds: 26, Courtney Paris vs. Baylor (3-11-06)
Offensive Rebounds: 10, Ashley Paris vs. Missouri (3-11-08)
. 10, Courtney Paris vs. Texas A&M (3-14-09)
Defensive Rebounds: 22, Courtney Paris vs. Baylor (3-11-06)
Field Goals Made: 16, Courtney Paris vs. Iowa State (3-8-06)
Field Goals Att.: 27, Amanda Thompson vs. Texas A&M (3-14-10)
FG Percentage (min. five made): 857 (6-7), twice,
. Dionnah Jackson vs. Nebraska (3-11-03),
. Jenna Plumley vs. Baylor (3-8-07)
3-PT Field Goals Made: 5, four times,
. Erin Higgins vs. Baylor (3-11-06),
. Erin Higgins vs. Texas A&M (3-8-05),
. Rosalind Ross & Sunny Hardeman vs. Colorado (3-8-01)
3-PT Field Goals Att.: 12, Rosalind Ross vs. Colorado (3-8-01)
3-PT FG Percentage (min. 5 made): 800, twice,
. Stacey Dales (4-5) vs. Oklahoma State (3-6-02)
. Rosalind Ross (4-5) vs. Kansas (3-7-01)
Free Throws Made: . 12, Sharane Campbell vs. Missouri (3-8-12)
Free Throws Att.: . . 15, Courtney Paris vs. Baylor (3-11-06),
. Courtney Paris vs. Kansas (3-13-09)
. Sharane Campbell vs. West Virginia (3-9-13)
Free Throw Pct. (min. six made): 1.000, five players,
. Leah Rush (9-9) vs. Texas A&M (3-8-05),
. Caton Hill (8-8) vs. Colorado (3-8-01),
. LaNeishea Caufield (7-7) vs. Oklahoma State (3-6-02),
. Vionesse Pierre-Louis, (6-6) vs. West Virginia, (3-7-15)
. Rosalind Ross (6-6) vs. Baylor (3-9-02)
Assists: 9, Stacey Dales vs. Colorado (3-8-01)
. Morgan Hook vs. West Virginia (3-9-13)
Steals: . . . 6, twice, LaNeishea Caufield vs. K-State (3-7-02),
. Jenna Plumley vs. Iowa State (3-10-07)
Blocks: 7, Courtney Paris vs. Missouri (3-11-08)
Turnovers: 8, Dionnah Jackson vs. Colorado (3-10-04)

MOST BY AN OPPOSING PLAYER

Points: 32, Tera Bjorklund, Colorado (3-12-03);
. Andrea Riley, Oklahoma State (3-13-10)
Rebounds: 15, Danielle Crockrom, Baylor (3-9-02)
Offensive Rebounds: 6, Edwina Brown, Texas (3-8-00)
Defensive Reb.: 12, Danielle Crockrom, Baylor (3-9-02)
Field Goals Made: . . 13, Tera Bjorklund, Colorado (3-12-03)
Field Goals Att.: 30, Andrea Riley, Oklahoma State (3-13-10)
Field Goal Pct. (min. 5 made): 1.000 (5-5),
. Nicky Ramage, Kansas State (3-4-97)
3-PT FG Made: 6, Megan Taylor, Iowa State (3-10-01)
3-PT FG Att.: 15, Laurie Koehn, Kansas State (3-11-04)
3-PT Field Goal Pct (min. 3 made): 1.000 (3-3),
. Shelley Garcia, Oklahoma State (3-3-98)
Free Throws Made: . 10, Tackia Starks, Texas A&M (3-14-09)
Free Throws Att.: . . 11, Tackia Starks, Texas A&M (3-14-09)
Free Throw Percentage (min. 5 made): . . . 1.000, four times,
. (6-6) Angela Tisdale, Baylor (3-11-06)
. (6-6) Brittany Wilkins, Iowa State (3-8-06)
. (6-6) Linda Lappe & Mandy Nightingale, Colorado (3-8-01)
Assists: 12, Lyndsey Medders, Iowa State (3-8-06)
Steals: 7, Tiffany Jackson, Texas (3-9-05)
Blocks: 10, Brittney Griner, Baylor (3-12-10)
Turnovers: 7, three players

► YEAR-BY-YEAR CONFERENCE CHAMPIONSHIP RESULTS

BIG EIGHT (11-29 RECORD)

1976

Kansas State 90, Oklahoma 27
 Kansas 65, Oklahoma 39

1977

Kansas 72, Oklahoma 45
 Iowa State 93, Oklahoma 58
 Oklahoma State 73, Oklahoma 65

1978

Oklahoma 60, Nebraska 59
 Missouri 80, Oklahoma 56

1979

Nebraska 82, Oklahoma 60
 Colorado 72, Oklahoma 62
 Iowa State 80, Oklahoma 69

1980

Missouri 90, Oklahoma 63
 Oklahoma 87, Iowa State 77
 Oklahoma State 60, Oklahoma 54

1981

Oklahoma 75, Oklahoma State 61
 Kansas 95, Oklahoma 55
 Missouri 68, Oklahoma 65

1982

Colorado 71 Oklahoma 61
 Oklahoma 73, Kansas 63
 Missouri 87, Oklahoma 64

1983

Colorado 78, Oklahoma 70

1984

Oklahoma 76, Kansas 63
 Kansas State 69, Oklahoma 67

1985

Oklahoma 78, Iowa State 63
 Oklahoma 79, Kansas 69
 Missouri 89, Oklahoma 83

1986

Oklahoma 85, Oklahoma State 80
 Missouri 71, Oklahoma 66

1987

Kansas State 79, Oklahoma 64

1988

Kansas 67, Oklahoma 66

1989

Colorado 80, Oklahoma 61

1990

Oklahoma 80, Missouri 77
 Oklahoma State 87, Oklahoma 78

1991

Colorado 80, Oklahoma 75

1992

Oklahoma 80, Missouri 79
 Kansas 70, Oklahoma 62

1993

Oklahoma State 85, Oklahoma 70

1994

Nebraska 73, Oklahoma 56

1995

Oklahoma 77, Nebraska 67
 Kansas 88, Oklahoma 81

1996

Colorado 76, Oklahoma 60

BIG 12 (20-14 RECORD)

1997

Kansas State 81, Oklahoma 56

1998

Colorado 71, Oklahoma 66

1999

Oklahoma State 70, Oklahoma 56

2000

Texas 71, Oklahoma 68

2001

Oklahoma 80, Kansas 61
 Oklahoma 102, Colorado 93
 Iowa State 68, Oklahoma 65

2002

Oklahoma 87, Oklahoma State 56
 Oklahoma 69, Kansas State 49
Oklahoma 84, Baylor 69

2003

Oklahoma 71, Nebraska 51
 Colorado 73, Oklahoma 68

2004

Oklahoma 60, Texas A&M 47
 Oklahoma 78, Kansas State 66
Oklahoma 66, Texas 47

2005

Oklahoma 86, Texas A&M 65
 Texas 65, Oklahoma 59

2006

Oklahoma 78, Iowa State 74
 Oklahoma 75, Missouri 54
Oklahoma 72, Baylor 61

2007

Oklahoma 56, Texas 58
 Oklahoma 78, Baylor 64
Oklahoma 67, Iowa State 60

2008

Missouri 70, Oklahoma 64 (OT)

2009

Oklahoma 76, Kansas 59
 Texas A&M 74, Oklahoma 62

2010

Oklahoma 59, Baylor 54
 Oklahoma 74, Oklahoma State 69
Texas A&M 74, Oklahoma 67

2011

Oklahoma 71, Texas Tech 69
 Texas A&M 81, Oklahoma 68

2012

Oklahoma 70, Missouri 59
 Texas A&M 79, Oklahoma 66

2013

Oklahoma 65, West Virginia 54
 Iowa State 79, Oklahoma 60

2014

Texas 82, Oklahoma 72

2015

Oklahoma 67, West Virginia 55
 Texas 59, Oklahoma 46

Title games in italics

NCAA TOURNAMENT RECORDS

MOST BY OKLAHOMA

Points: 111 vs. Quinnipiac (3-21-15)
Total Rebounds: 58 vs. Vanderbilt (3-16-86)
Offensive Rebounds: 21 vs. Louisville (4-5-09)
Defensive Reb.: 38, twice, vs. Marquette (3-19-07),
..... vs. Pepperdine (3-18-06)
Field Goals Made: 40 vs. Quinnipiac (3-21-15)
Field Goals Attempted: . 76 vs. Vanderbilt (3-16-86)
Field Goal Pct.: .615 (32-52) vs. Kentucky (3-30-10)
3-PT Field Goals Made: . 13 vs. Quinnipiac (3-21-15)
3-PT Field Goals Att.: 33 vs. DePaul (3-22-14)
3-PT Field Goal Pct.: .500 (10-20) vs. BYU (3-20-06)
Free Throws Made: ... 25 vs. Pepperdine (3-18-06)
Free Throws Attempted: 34 vs. Pepperdine (3-18-06)
Free Throw Pct.: ...958 (23-24) vs. Marist (3-20-04)
Assists: 27 vs. Quinnipiac (3-21-15)
Steals: 21 vs. Loyola (Md.) (3-16-95)
Blocks: twice, 7 vs. Marquette (3-19-07);
..... vs. DePaul (3-22-14)
Turnovers: 33 vs. Connecticut (3-25-00)
Fouls: 27 vs. Texas (3-20-86)
Technical Fouls: 1, three times
Points in first half: 57 vs. Quinnipiac (3-21-15)
Points in second half: 66 vs. DePaul (3-22-14)
Points in overtime:.... 11 vs. Notre Dame (3-30-10)

FEWEST BY OKLAHOMA

Points: 36 vs. Louisiana Tech (3-18-95)
Total Rebounds: 24 vs. Notre Dame (3-26-11)
Offensive Reb.: 2 vs. Notre Dame (3-26-11)
Defensive Rebounds: 15 vs. Texas (3-20-86)
FG Made: 15, twice, last vs. Stanford (3-22-04)
FG Attempted: 41 vs. Marist (3-20-04)
FG Pct:250 (15-60) vs. Louisiana Tech (3-18-95)
3-PT FG Made: . 1, three times, vs. Marist (3-20-04);
..... vs. UALR (3-23-10); vs. Notre Dame (3-26-11)
3-PT Field Goals Att.: . 6 vs. Loyola (Md.) (3-16-86)
3-PT Field Goal Pct.: .077 (1-13) vs. Marist (3-20-04)
Free Throws Made: . 4 vs. Louisiana Tech (3-18-95)
Free Throws Att.: 9 vs. Notre Dame (3-26-11)
FT Pct.:333 (4-12) vs. Louisiana Tech (3-18-95)
Assists: 6 vs. Stanford (3-22-04)
Steals: 2 vs. Stanford (3-22-04)
Blocks: 0, five times
Turnovers: 8 vs. Michigan (3-18-12)
Fouls: 9 vs. Oral Roberts (3-19-01)
Technical Fouls: 0
Points in first half: ... 17 vs. Notre Dame (3-26-11)
Points in second half: 13 vs. Louisiana Tech (3-18-95)
Points in overtime:.... 10 vs. Notre Dame (3-11-08)

MOST BY AN OPPONENT

Points: 104, DePaul, (3-22-14)
Rebounds: 53, twice, Louisiana Tech (3-18-95);
..... Stanford (4-4-10)
Offensive Rebounds: 21, Ole Miss (3-25-07)
Defensive Rebounds: . 40, Louisiana Tech (3-18-95)
Field Goals Made: 40, Connecticut (3-25-00)
Field Goals Attempted: ... 78, Vanderbilt (3-16-00)
Field Goal Pct.: .571, (40-70) Connecticut (3-25-00)
3-PT Field Goals Made: 13, BYU (3-18-00)
3-PT Field Goals Attempted: 29, Quinnipiac (3-21-15)
3-PT FG Pct.:507, (8-14) Oral Roberts (3-17-01)
Free Throws Made: 29, Ole Miss (3-25-07)
Free Throws Attempted: ... 41, Ole Miss (3-25-07)
Free Throw Pct.: ... 1.000, (6-6) Stanford (3-19-01)
Assists: 24, Notre Dame (3-26-11)
Steals: 21, Connecticut (3-25-00)
Blocks: 11, Stanford (3-19-01)
Turnovers: 32, Loyola (Md.) (3-16-95)
Fouls: 26, Hartford (3-16-02)
Technical Fouls: 1, twice
Points in first half: 57, Connecticut (3-25-00)
Points in second half: 54, Depaul, (3-22-14)
Points in overtime:.... 14, Notre Dame (3-25-08)

FEWEST BY AN OPPONENT

Points: 44, UALR (3-23-10)
Rebounds: 24, twice, Villanova (3-18-02),
..... Oral Roberts (3-17-01)
Offensive Rebounds: ... 3, G. Washington (3-23-03)
Defensive Rebounds: 17, twice, Villanova (3-18-02),
..... vs. Stanford (3-19-01)
FG Made: 13, twice, vs. Marquette (3-19-07)
..... vs. Loyola (Md.) (3-16-95)
Field Goals Attempted: . 49, Oral Roberts (3-17-01)
Field Goal Pct.:213 (13-61), Marquette (3-19-07)
3-PT Field Goals Made: . 0, Connecticut (3-31-02);
..... Colorado (3-26-02); UALR (3-23-10)
3-PT Field Goals Attempted: . 4, Colorado (3-25-02)
3-PT Field Goal Pct.:000, three times;
(0-16) UALR (3-23-10); (0-9) Connecticut (3-31-02);
..... (0-4) Colorado (3-25-02)
FT Made:6, Stanford (3-19-01); UALR (3-23-10)
Free Throws Attempted: ... 6, Stanford (3-19-01)
Free Throw Pct: .346 (9-26), Louisiana Tech (3-18-95)
Assists: 5, Colorado (3-25-02)
Steals: 5, Duke (3-29-02); Stanford (3-22-04);
..... SDSU (3-21-10)
Blocks: 0, Colorado (3-25-02); SDSU (3-12-10);
..... Kentucky (3-30-10)
Turnovers: 7, Stanford (4-4-10)
Fouls: 9, Southeast Missouri State (3-17-07)
Technical Fouls: None
Points in first half: 15, UALR (3-23-10)
Points in second half: ... 19, Prairie View (3-22-09)
Points in overtime:.... 6, Notre Dame (3-28-10)

MOST BY AN OKLAHOMA PLAYER

Points: 33, Phylesha Whaley vs. BYU (3-18-00)
Rebounds: 20, Courtney Paris vs. Ole Miss (3-25-07)
Offensive Rebounds: 8, Courtney Paris, three times
Defensive Rebounds: 14, three times
FG Made: 14, Courtney Paris vs. Ole Miss (3-25-07)
Field Goals Attempted: 24, three times
..... Courtney Paris vs. Stanford (3-25-06);
..... Courtney Paris vs. Ole Miss (3-25-07);
..... Danielle Robinson vs. Stanford (4-4-10)
Field Goals Pct. (min. 10 made): 900 (9-10),
..... Nicole Griffin vs. Notre Dame (3-26-11)
3-PT FG Made: . 7, Aaryn Ellenberg, vs. DePaul (3-22-14)
3-PT FG Att.: ... 14, Aaryn Ellenberg vs. DePaul (3-22-14)
3-PT Field Goals Percentage (min. 3 made): . 1.000, (3-3),
..... Krista Sanchez vs. BYU (3-20-06)
Free Throws Made: 11, three times
L. Caufield vs. Villanova (3-18-02), Connecticut (3-25-00)
..... Danielle Robinson vs. Purdue (3-31-09)
Free Throws Att.: 14, L. Caufield vs. Connecticut (3-25-00)
Free Throws Percentage (min. 5 made): 1.000;
..... (11-11), LaNeishea Caufield vs. Villanova (3-18-02);
..... (9-9), Leah Rush vs. Marist (3-20-04);
..... (8-8), Maria Villarroel vs. Marist (3-20-04);
Assists: 12, Stacey Dales vs. BYU (3-16-00)
Steals: 5, Nyeshia Stevenson vs. Kentucky (3-23-10);
..... Caton Hill vs. Hartford (3-16-02);
..... Sharee Mitchum vs. Loyola (Md.) (3-16-95)
Blocks: 6, Courtney Paris (2009), twice
Turnovers: ... 12, Stacey Dales vs. Connecticut (3-25-00)

MOST BY AN OPPONENT

Points: 38, Nneka Ogumike, Stanford (4-4-10)
Rebounds: 17, Racquel Spurlock, Louisiana Tech (3-18-95)
Off. Rebounds: ... 7, R. Spurlock, Louisiana Tech (3-18-95)
Def. Rebounds: 12, Nneka Ogumike, Stanford (4-4-10)
Field Goals Made: 14, Brooke Smith, Stanford (3-25-06)
Field Goals Att.: 27, Dawn Evans, James Madison (3-20-11)
Field Goal Percentage (min. 10 made):875 (14-16),
..... Brooke Smith, Stanford (3-25-06)
3-PT Field Goals Made: . 6, Cady Williams, BYU (3-18-00)
..... 6, Brittany Mallory, Notre Dame (3-26-11)
3-PT Field Goals Attempted: 11, Erin Thorn, BYU (3-18-00)
3-PT Field Goals Percentage (min. 3 made):857 (6-7),
..... Tamika Williams, Connecticut (3-31-02)
FT Made: . 15, Racquel Spurlock, Loyola (Md.) (3-16-95)
Free Throws Att.: 16, twice,
..... Ashley Awkward, Ole Miss (3-25-07)
..... Racquel Spurlock, Loyola (Md.) (3-16-95)
Free Throws Pct. (min. 5 made): 1.000, twice
..... (12-12), Charel Allen, Notre Dame (3-25-08)
..... (8-8), Diana Taurasi, Connecticut (3-31-02)
Assists: 12, Skylar Diggins, Notre Dame (3-26-11)
Steals: 9, Dee Dee Wheeler, Arizona (3-8-05)
Blocks: 6, Ugo Oha, George Washington (3-23-03);
..... Cori Enghusen, Stanford (3-19-01)
Turnovers: 8, Amber Smith, Kentucky (3-30-10)
..... Natalie Novosel, Notre Dame (3-26-11)
..... Markel Williams (3-25-13)

► NCAA TOURNAMENT RESULTS

1986 NCAA TOURNAMENT | NO. 4 SEED

| | | |
|----------------------------------|---|-------|
| Midwest Region (Norman, Okla.) | | |
| First Round Bye | | |
| (5) Vanderbilt | W | 86-67 |
| Midwest Regional (Austin, Texas) | | |
| (1) Texas* (semifinal) | L | 85-59 |

1995 NCAA TOURNAMENT | NO. 7 SEED

| | | |
|---------------------------|---|-------|
| East Region (Ruston, La.) | | |
| (10) Loyola (Md.) | W | 90-55 |
| (2) Louisiana Tech | L | 48-36 |

2000 NCAA TOURNAMENT | NO. 5 SEED

| | | |
|------------------------------------|---|--------|
| East Region (West Lafayette, Ind.) | | |
| (12) BYU | W | 86-81 |
| (4) Purdue | W | 76-74 |
| East Regional (Richmond, Va.) | | |
| (1) Connecticut* | L | 102-80 |

2001 NCAA TOURNAMENT | NO. 2 SEED

| | | |
|-----------------------------------|---|-------|
| West Region (at Norman, Okla.) | | |
| (15) Oral Roberts | W | 70-64 |
| (10) Stanford | W | 67-50 |
| West Regional (at Spokane, Wash.) | | |
| (6) Washington | L | 84-67 |

2002 NCAA TOURNAMENT | NO. 1 SEED

| | | |
|--------------------------------------|---|-------|
| West Region (Norman, Okla.) | | |
| (16) Hartford | W | 84-52 |
| (9) Villanova | W | 66-53 |
| West Regional (Boise, Idaho) | | |
| (4) Texas Tech | W | 72-62 |
| (3) Colorado | W | 94-60 |
| NCAA Final Four (San Antonio, Texas) | | |
| (1) Duke | W | 86-71 |
| (1) Connecticut | L | 82-70 |

2003 NCAA TOURNAMENT | NO. 10 SEED

| | | |
|--------------------------------|---|-------|
| Mideast Region (Norman, Okla.) | | |
| (7) George Washington | L | 71-61 |

2004 NCAA TOURNAMENT | NO. 3 SEED

| | | |
|-------------------------------------|---|-------|
| Midwest Region Round (Tempe, Ariz.) | | |
| (14) Marist | W | 58-45 |
| (6) Stanford | L | 68-43 |

2005 NCAA TOURNAMENT | NO. 8 SEED

| | | |
|-------------------------------------|---|-------|
| Southeast Region (Knoxville, Tenn.) | | |
| (9) Arizona | L | 72-69 |

2006 NCAA TOURNAMENT | NO. 2 SEED

| | | |
|---|---|-------|
| San Antonio Regional (Denver, Colo.) | | |
| (15) Pepperdine | W | 78-66 |
| (7) BYU | W | 86-70 |
| San Antonio Regional (San Antonio, Texas) | | |
| (3) Stanford | L | 88-74 |

2007 NCAA TOURNAMENT | NO. 2 SEED

| | | |
|---------------------------------|---|-------|
| Dayton Regional (Austin, Texas) | | |
| (14) SE Missouri State | W | 74-60 |
| (6) Marquette | W | 78-47 |
| Dayton Regional (Dayton, Ohio) | | |
| (7) Ole Miss | L | 90-82 |

2008 NCAA TOURNAMENT | NO. 4 SEED

| | | |
|---|--------|-------|
| Oklahoma City Regional (West Lafayette, Ind.) | | |
| (13) Illinois State | W | 69-61 |
| (5) Notre Dame | L (OT) | 79-75 |

2009 NCAA TOURNAMENT | NO. 1 SEED

| | | |
|--|---|-------|
| Oklahoma City Regional (Iowa City, Iowa) | | |
| (16) Prairie View | W | 76-47 |
| (9) Georgia Tech | W | 69-50 |
| Oklahoma City Regional (Oklahoma City) | | |
| (4) Pittsburgh | W | 70-59 |
| (6) Purdue | W | 74-68 |
| NCAA Final Four (St. Louis) | | |
| (3) Louisville | L | 61-59 |

2010 NCAA TOURNAMENT | NO. 3 SEED

| | | |
|---|--------|-------|
| Kansas City Regional (Norman, Okla.) | | |
| (14) South Dakota State | W | 68-57 |
| (11) UALR | W | 60-44 |
| Kansas City Regional (Kansas City, Mo.) | | |
| (2) Notre Dame | W (OT) | 77-72 |
| (4) Kentucky | W | 88-68 |
| NCAA Final Four (San Antonio, Texas) | | |
| (1) Stanford | L | 73-66 |

2011 NCAA TOURNAMENT | NO. 6 SEED

| | | |
|--|---|-------|
| Dayton Regional (Charlottesville, Va.) | | |
| (11) James Madison | W | 86-72 |
| (3) Miami | W | 88-83 |
| Dayton Regional (Dayton, Ohio) | | |
| (2) Notre Dame | L | 78-53 |

2012 NCAA TOURNAMENT | NO. 6 SEED

| | | |
|---------------------------------|---|-------|
| Fresno Regional (Norman, Okla.) | | |
| (11) Michigan | W | 88-67 |
| (3) St. John's | L | 74-70 |

2013 NCAA TOURNAMENT | NO. 6 SEED

| | | |
|---|---|-------|
| Oklahoma City Regional (Columbus, Ohio) | | |
| (11) Central Michigan | W | 78-73 |
| (3) UCLA | W | 85-72 |
| Oklahoma City Regional (Oklahoma City) | | |
| (2) Tennessee | L | 74-59 |

2014 NCAA TOURNAMENT | NO. 10 SEED

| | | |
|---------------------------------|---|---------|
| Lincoln Regional (Durham, N.C.) | | |
| (7) DePaul | L | 104-100 |

2015 NCAA TOURNAMENT | NO. 5 SEED

| | | |
|---------------------------------|---|--------|
| Lincoln Regional (Durham, N.C.) | | |
| (12) Quinnipiac | W | 111-84 |
| (4) Stanford | L | 86-76 |

1984 WNIT TOURNAMENT

| | | | |
|--------------------|----------------|---|-------|
| At Amarillo, Texas | | | |
| First Round | Chattanooga | L | 84-78 |
| Consolation | Illinois State | W | 67-65 |
| Consolation | California | L | 81-78 |

1994 WNIT TOURNAMENT

| | | | |
|--------------------|----------------|---|-------|
| At Amarillo, Texas | | | |
| First Round | New Mexico St. | W | 82-77 |
| Second Round | Pittsburgh | W | 86-77 |
| Championship | Arkansas St. | W | 69-55 |

1999 WNIT TOURNAMENT

| | | | |
|---------------------------|---------------|--------|-------|
| At Wichita, Kansas | | | |
| First Round | Wichita State | W | 75-67 |
| At Fayetteville, Arkansas | | | |
| Second Round | Arkansas | L (OT) | 97-93 |



OU'S ALL-TIME NCAA TOURNAMENT SEEDS

| Year | Seed | Record |
|------|------|--------|
| 1986 | 4 | 1-1 |
| 1995 | 7 | 1-1 |
| 2000 | 5 | 2-1 |
| 2001 | 2 | 2-1 |
| 2002 | 1 | 5-1 |
| 2003 | 10 | 0-1 |
| 2004 | 3 | 1-1 |
| 2005 | 8 | 0-1 |
| 2006 | 2 | 2-1 |
| 2007 | 2 | 2-1 |
| 2008 | 4 | 1-1 |
| 2009 | 1 | 4-1 |
| 2010 | 3 | 4-1 |
| 2011 | 6 | 2-1 |
| 2012 | 6 | 1-1 |
| 2013 | 6 | 2-1 |
| 2014 | 10 | 0-1 |
| 2015 | 5 | 1-1 |

| | | |
|----------------------------|-------|------|
| First Round | | 14-3 |
| Second Round | | 10-5 |
| Regional Semifinal | | 3-7 |
| Regional Final | | 3-0 |
| National Semifinal | | 1-2 |
| National Championship Game | | 0-1 |
| vs. Lower Seeds | | 4-10 |
| vs. Higher Seeds | | 26-7 |
| vs. Equal Seeding | | 1-1 |

FINAL FOUR TEAMS

► 2002



32-4 Overall Record **5-1 NCAA Tournament Record** **Coached by Sherri Coale**

The University of Oklahoma women's basketball program made history in 2002 with its first trip to the NCAA Final Four. The Sooners dominated NCAA action by winning five of their six games by an average margin of 21 points.

After capturing the Big 12 Conference regular season and tournament titles, OU earned a No. 1 seed in the West Region and opened NCAA action inside the Lloyd Noble Center. With home court advantage, the Sooners advanced to the Sweet 16 with a pair of victories over Hartford (84-52) and Villanova (66-53). However, in order to advance to the Final Four, OU had to eliminate two Big 12 teams in NCAA West Regional action. First up was Texas Tech. Oklahoma handed the Lady Raiders a 10-point loss (72-62), before routing Colorado, 94-60, for the right to play in the NCAA Final Four in San Antonio.

Oklahoma shocked Duke with an 86-71 win in the NCAA semifinals before suffering a disappointing 82-70 loss to powerhouse Connecticut in the national championship game. OU concluded the season 32-4 as the No. 2-ranked team in the Associated Press and USA Today/Coaches Polls.

► 2009



32-5 Overall Record **4-1 NCAA Tournament Record** **Coached by Sherri Coale**

Oklahoma swept through its home state once again in the 2009 NCAA Championship en route to its second Final Four appearance.

Following its sixth Big 12 regular season championship, OU was rewarded with the No. 1 seed in the Oklahoma City Region, ensuring a path through the Sooner State. Oklahoma dropped Prairie View (76-47) and Georgia Tech (69-50) in Iowa City, Iowa, in the first and second rounds. At the Ford Center in Oklahoma City, the Sooner Nation swarmed to the best-attended regional site of the season as OU played in front of crowds of more than 11,000 on its home turf. The Sooners dispatched Pittsburgh (70-59) and Purdue (74-68) to punch a ticket to St. Louis and the Final Four.

Oklahoma fell to Louisville at the buzzer in the national semifinals, 61-59, ending its remarkable run. The Sooners matched their single-season program record for wins with 32 and finished fourth in the national polls.

► 2010



27-11 Overall Record **4-1 NCAA Tournament Record** **Coached by Sherri Coale**

The route ran through the Sooner State, ending in familiar territory, as Oklahoma earned its second consecutive berth in the NCAA Women's Final Four. Despite the loss of the previous year's star-studded senior class and a season-ending injury to All-America candidate Whitney Hand, the Sooners never wavered from their identity of resilience.

OU fought through the nation's toughest schedule, claimed a program-record four overtime wins and was rewarded with a road to the Final Four that started at home. The Sooners handled South Dakota State and UALR at the Lloyd Noble Center in the first and second rounds before winning dramatically at the Kansas City Regional.

Oklahoma needed last-minute heroics to take down Notre Dame, 77-72, in overtime and rallied to defeat a pesky Kentucky squad, 88-68. Second-ranked Stanford loomed in San Antonio, site of the OU's first Final Four trip and national runner-up finish in 2002, and despite a valiant second-half effort to take an 18-point deficit to one possession, the Sooners fell 73-66.



HISTORY

YEAR-BY-YEAR RESULTS



AMY DAHL
Years: 1975 (1)
Record: 2-14 (.125)

► 1974-75

Record: 2-14
Home: 1-6 (McCasland Fieldhouse)
Head Coach: Amy Dahl

| | | | |
|-----|--------------------------|---|-------|
| D5 | at Bethany Nazarene | L | 44-43 |
| J21 | USAO | L | 56-42 |
| J23 | Oklahoma State | L | 70-41 |
| J27 | at East Central | L | 62-41 |
| J30 | St. Gregory's | L | 82-57 |
| F6 | East Central | L | 62-50 |
| F8 | 1-at Central Oklahoma | L | 55-51 |
| F8 | 1-vs. Northeastern State | W | 55-51 |
| F8 | 1-vs. SW Oklahoma | L | 63-47 |
| F12 | at St. Gregory's | L | 88-35 |
| F15 | Bethany Nazarene | W | 57-37 |
| F19 | at Oklahoma State | L | 93-44 |
| F22 | at USAO | L | 62-41 |
| F25 | Central Oklahoma | L | 47-43 |
| F28 | 2-vs. NW Okla. State | L | 79-42 |
| M1 | 2-vs. USAO | L | 97-60 |

1-Central State Tournament, Edmond, Okla.
2-OAIAW Tournament, Stillwater, Okla.



CATHIE SCHWEITZER
Years: 1976-78 (3)
Record: 27-46 (.370)

► 1975-76

Record: 3-14
Home: 2-4 (2-2 at Lloyd Noble Center)
Head Coach: Cathie Schweitzer

| | | | |
|-----|--------------------------|---|-------|
| D2 | at USAO | L | 86-60 |
| D5 | Central Oklahoma | L | 70-34 |
| D10 | at Oklahoma State | L | 76-36 |
| J21 | at SE Okla. State | L | 56-45 |
| J24 | USAO | L | 78-53 |
| J27 | at Central Oklahoma | L | 58-47 |
| J31 | East Central | W | 44-38 |
| F4 | SE Okla. State | W | 37-35 |
| F6 | Oklahoma State | L | 53-47 |
| F12 | 1-at Kansas State | L | 90-27 |
| F13 | 1-vs. Kansas | L | 65-39 |
| F18 | Tulsa | L | 58-53 |
| F20 | at NW Okla. State | L | 91-36 |
| F24 | at SW Oklahoma | L | 72-41 |
| F27 | 2-vs. Oklahoma State | L | 68-31 |
| F28 | 2-vs. Northeastern State | L | 63-56 |
| F28 | 2-vs. Tulsa | W | 57-53 |

1-Big Eight Tournament, Manhattan, Kan.
2-OAIAW Tournament, Edmond, Okla.

► 1976-77

Record: 4-20
Home: 1-7
Head Coach: Cathie Schweitzer

| | | | |
|-----|--------------------------|---|-------|
| D1 | at Phillips | L | 83-60 |
| D3 | Northwestern Okla. State | L | 67-63 |
| D7 | at Central Oklahoma | L | 53-42 |
| D11 | at Northern Oklahoma | L | 62-61 |
| D15 | at Oral Roberts | W | 59-56 |
| J4 | Missouri | L | 66-46 |
| J6 | 1-at Wichita State | L | 70-58 |
| J7 | 1-vs. Simpson | W | 88-69 |
| J8 | 1-vs. Colorado State | L | 59-56 |
| J14 | Drake | L | 61-56 |
| J17 | Oral Roberts | L | 62-58 |
| J20 | 2-vs. Kansas | L | 72-45 |
| J21 | 2-vs. Iowa State | L | 93-58 |
| J22 | 2-vs. Oklahoma State | L | 73-65 |
| J25 | at Oklahoma State | L | 52-44 |
| J29 | Northern Oklahoma | L | 66-59 |
| F2 | SE Okla. State | W | 68-56 |
| F9 | Oklahoma State | L | 70-50 |

| | | | |
|-----|---------------------|---|-------|
| F12 | at NW Okla. State | L | 73-66 |
| F16 | Phillips | L | 72-34 |
| F26 | at SE Okla. State | L | 63-39 |
| M1 | Central Oklahoma | W | 60-49 |
| M4 | 3-at Oklahoma State | L | 45-41 |
| M5 | 3-vs. SW Oklahoma | L | 54-42 |

1-Shocker Classic, Wichita, Kan.
2-Big Eight Tournament, Boulder, Colo.
3-OAIAW Tournament, Stillwater, Okla.

► 1977-78

Record: 20-12
Home: 9-3
Head Coach: Cathie Schweitzer

| | | | |
|-----|------------------------|---|--------|
| N21 | Cameron | W | 77-52 |
| N30 | Oklahoma Baptist | W | 104-45 |
| D6 | Oklahoma State | W | 80-74 |
| D9 | 1-vs. Tulsa | W | 95-52 |
| D10 | 1-at Phillips | L | 84-75 |
| D14 | Arkansas | W | 80-51 |
| D16 | East Central | W | 75-62 |
| D18 | at Tulsa | W | 80-68 |
| J3 | at Oral Roberts | L | 84-55 |
| J5 | 2-vs. Nebraska | W | 60-59 |
| J6 | 2-vs. Missouri | L | 80-56 |
| J7 | 2-vs. Kansas State | W | 67-61 |
| J11 | 3-at New Mexico State | W | 71-61 |
| J12 | 3-at New Mexico State | L | 77-61 |
| J13 | 3-vs. New Mexico | W | 75-74 |
| J18 | Phillips | L | 69-68 |
| J20 | at East Central | L | 64-47 |
| J25 | NW Okla. State | W | 70-68 |
| J28 | at Cameron | W | 73-50 |
| F1 | at Oklahoma Baptist | W | 92-49 |
| F4 | Oral Roberts | L | 81-62 |
| F6 | at SE Okla. State | W | 59-47 |
| F8 | at Oklahoma State | L | 74-60 |
| F11 | Tulsa | W | 94-45 |
| F14 | at Central Oklahoma | W | 65-57 |
| F18 | at NW Okla. State | L | 78-60 |
| F22 | SW Oklahoma | W | 73-43 |
| F23 | 4-vs. Tulsa | W | 82-55 |
| F24 | 4-vs. Central Oklahoma | W | 59-56 |
| F25 | 4-vs. Oral Roberts | L | 57-53 |
| M8 | 5-at Stephen F. Austin | L | 106-54 |
| M9 | 5-at Southern | L | 75-49 |

1-Phillips Tournament, Enid, Okla.
2-Big Eight Tournament, Lawrence, Kan.
3-N. Mexico St. Tournament, Las Cruces, N.M.
4-OAIAW Tournament, Tahlequah, Okla.
5-SWIAIW Championship, Nacogdoches, Texas

► 1978-79

Record: 13-16
Home: 5-5
Head Coach: Doyle Parrack

| | | | |
|-----|-------------------------|---|-------|
| N11 | at Tulsa | W | 57-47 |
| N24 | 1-vs. NW Missouri State | L | 74-44 |
| N25 | 1-vs. Wichita State | W | 61-50 |
| N26 | 1-vs. Texas A&M | L | 52-45 |
| N29 | Oklahoma State | L | 77-62 |
| D2 | New Mexico | L | 70-67 |
| D5 | Oral Roberts | W | 72-64 |
| D7 | Colorado | W | 68-66 |
| D12 | Phillips | L | 89-71 |
| D16 | at East Central | W | 52-47 |
| J6 | Eastern New Mexico | W | 71-62 |
| J8 | at Oral Roberts | L | 62-49 |
| J13 | Nebraska | L | 71-63 |
| J18 | 2-at Nebraska | L | 82-60 |
| J19 | 2-vs. Colorado | L | 78-62 |
| J20 | 2-vs. Iowa State | L | 80-69 |
| J27 | NW Okla. State | L | 73-46 |
| F2 | 3-at North Texas | L | 80-62 |
| F3 | 3-vs. Texas A&M | L | 58-49 |
| F7 | at Oklahoma State | L | 62-48 |
| F10 | Tulsa | W | 69-45 |
| F13 | North Texas | W | 45-44 |
| F15 | at Phillips | W | 75-65 |
| F18 | at NW Okla. State | W | 65-58 |

| | | | |
|-----|----------------------|---|-------|
| F20 | at Arkansas | W | 65-53 |
| F23 | 4-at SW Oklahoma | W | 79-35 |
| F23 | 4-vs. Oklahoma State | W | 53-48 |
| F24 | 4-vs. Oral Roberts | L | 69-66 |
| M7 | 5-vs. NE Louisiana | L | 69-59 |

1-SW Missouri St. Tournament, Springfield, Mo.
2-Big Eight Tournament, Lincoln, Neb.
3-North Texas Tournament, Denton, Texas
4-OAIAW Championship, Weatherford, Okla.
5-SWIAIW Championship, Tulsa, Okla.



DOYLE PARRACK
Years: 1979-80 (2)
Record: 30-32 (.483)

► 1979-80

Record: 17-16
Home 6-5, Away 4-5, Neutral 7-6
Head Coach: Doyle Parrack

| | | | |
|-----|-------------------------|--------|-------|
| N17 | Texas | L | 66-47 |
| N19 | Texas-Arlington | W | 61-59 |
| N22 | 1-vs. Wichita State | W | 62-56 |
| N23 | 1-vs. Nebraska-Omaha | W | 67-40 |
| N24 | 1-vs. Southern Illinois | W | 58-46 |
| N26 | Nevada-Las Vegas | L | 71-51 |
| N29 | North Texas | W | 91-44 |
| D1 | at Texas Tech | L | 65-58 |
| D3 | at Colorado | L | 90-77 |
| D7 | Oklahoma State | W | 54-41 |
| D10 | at Wichita State | W | 75-62 |
| D14 | at Kansas State | L | 96-73 |
| D15 | at Nebraska | L | 68-44 |
| D22 | at Tulsa | W | 68-55 |
| J5 | Tulsa | W | 77-40 |
| J8 | 2-vs. McNeese State | L | 61-46 |
| J9 | 2-vs. Baylor | W | 66-48 |
| J10 | 2-vs. Memphis | L | 54-53 |
| J11 | 2-at Texas A&M | L | 71-53 |
| J12 | 2-vs. SW Missouri State | W | 68-66 |
| J14 | North Texas | W | 67-45 |
| J17 | 3-at Missouri | L | 90-63 |
| J18 | 3-vs. Iowa State | W | 87-77 |
| J19 | 3-vs. Oklahoma State | L | 60-54 |
| J24 | Oral Roberts | L | 64-52 |
| J26 | Texas Tech | L | 55-48 |
| F2 | at Oral Roberts | L | 77-63 |
| F4 | at Texas Arlington | W | 60-56 |
| F6 | at Oklahoma State | W | 52-45 |
| F12 | Wichita State | L (OT) | 59-53 |
| F16 | Arkansas | W | 57-50 |
| F21 | 4-vs. Oklahoma State | W | 65-62 |
| F22 | 4-vs. Oral Roberts | L | 73-60 |

1-SW Missouri St. Tournament, Springfield, Mo.
2-Lady Aggie Classic, College Station, Texas
3-Big Eight Tournament, Columbia, Mo.
4-OAIAW Championship, Norman, Okla.

► 1980-81

Record: 21-11
Home 9-0, Away 8-6, Neutral 3-5
Head Coach: Maura McHugh

| | | | |
|-----|------------------------|--------|--------|
| N29 | at Oral Roberts | L | 80-76 |
| D3 | North Texas | W | 101-81 |
| D5 | at Southern California | L | 55-84 |
| D8 | at Nevada-Las Vegas | W | 96-85 |
| D10 | Oklahoma State | W | 89-79 |
| D13 | Oklahoma City | W | 86-75 |
| D20 | at Missouri | W | 73-65 |
| D23 | at Wichita State | L | 85-59 |
| J3 | at Arkansas | W | 75-68 |
| J5 | at Oklahoma City | W | 68-60 |
| J7 | McNeese State | W | 96-71 |
| J10 | Houston | W | 67-66 |
| J12 | Texas Tech | W | 69-56 |
| J15 | 2-vs. Oklahoma State | W | 75-61 |
| J16 | 2-at Kansas | L | 95-55 |
| J17 | 2-vs. Missouri | L | 68-65 |
| J19 | at McNeese State | W (OT) | 82-77 |

| | | | |
|-----|----------------------|---|--------|
| J20 | at Houston | W | 82-79 |
| J24 | Wichita State | W | 93-76 |
| J27 | at Stephen F. Austin | L | 70-49 |
| J29 | Tulsa | W | 87-57 |
| J31 | at Oklahoma State | W | 76-68 |
| F2 | at Texas Tech | L | 79-70 |
| F6 | 1-at North Texas | W | 84-53 |
| F7 | 1-vs. Texas Southern | L | 80-72 |
| F10 | at Texas | L | 71-54 |
| F14 | at Tulsa | W | 106-68 |
| F16 | Oral Roberts | W | 66-59 |
| F25 | 3-Oklahoma City | W | 77-66 |
| F26 | 3-Oral Roberts | L | 72-62 |
| M18 | 4-Louisiana Tech | L | 88-68 |

! Record reflects two wins by forfeit over Baylor and McNeese St.

1-North Texas Tournament, Denton, Texas
2-Big Eight Tournament, Lawrence, Kan.
3-OAIAW Championship, Oklahoma City, Okla.
4-SWIAIW Championship, Nacogdoches, Texas



MAURA MCHUGH
Years: 1981-87 (7)
Record: 142-70 (.670)

► 1981-82

Record: 17-14
Home 12-4, Away 3-7, Neutral 2-3
Head Coach: Maura McHugh

| | | | |
|-----|----------------------|--------|--------|
| N30 | Oklahoma Baptist | W | 82-79 |
| D3 | at Phillips | W | 87-49 |
| D5 | Oklahoma City | W | 79-76 |
| D10 | Texas A&M | W | 83-55 |
| D12 | Stephen F. Austin | L | 64-62 |
| D14 | at Tulsa | W | 90-59 |
| J4 | at San Diego | W | 72-54 |
| J6 | at San Diego State | L | 68-65 |
| J8 | at UCLA | L | 82-63 |
| J9 | at Pepperdine | L (OT) | 75-70 |
| J14 | 1-vs. Colorado | L | 71-61 |
| J15 | 1-vs. Kansas | W | 73-63 |
| J16 | 1-vs. Missouri | L | 87-64 |
| J18 | at Oral Roberts | L | 93-72 |
| J20 | at Oklahoma State | W | 78-68 |
| J23 | Wichita State | W | 67-60 |
| J27 | Tulsa | W | 87-62 |
| J30 | at Kansas | W | 64-61 |
| F3 | Oklahoma State | W | 71-57 |
| F5 | Texas-Arlington | W | 70-56 |
| F7 | Arkansas | W | 65-64 |
| F10 | Texas Southern | W | 82-70 |
| F13 | Oral Roberts | L | 95-78 |
| F16 | Oklahoma City | W | 72-71 |
| F18 | at Texas Tech | L | 93-86 |
| F22 | Louisiana Tech | L | 101-57 |
| F24 | Missouri | L | 81-62 |
| F26 | 2-at Oklahoma City | W | 61-60 |
| F27 | 2-vs. Oklahoma State | L | 53-52 |
| M1 | at Wichita State | L | 93-75 |
| M11 | 3-vs. Texas | L | 87-78 |

1-Big Eight Tournament, Manhattan, Kan.
2-OAIAW Championship, Oklahoma City, Okla.
3-SWIAIW Championship, Lubbock, Texas

► 1982-83

Record: 17-11
Home 14-2, Away 3-6, Neutral 0-3
Head Coach: Maura McHugh

| | | | |
|-----|------------------|--------|-------|
| N27 | at Iowa State | L | 80-76 |
| N30 | Cameron | W | 85-57 |
| D4 | Tulsa | W | 99-60 |
| D6 | Phillips | W | 93-57 |
| D9 | at North Texas | W | 77-64 |
| D11 | Texas Tech | W (OT) | 93-91 |
| D13 | Central Oklahoma | W | 82-56 |
| D18 | Iowa State | W | 80-64 |
| J4 | at Oral Roberts | L | 86-72 |

YEAR-BY-YEAR RESULTS

| | | | |
|-----|---------------------|---------|--------|
| J7 | Northeast Louisiana | W | 87-74 |
| J8 | 1-at Wichita State | L (20T) | 93-81 |
| J12 | at Nebraska | L | 85-78 |
| J15 | San Diego | W | 100-50 |
| J18 | Kansas | W | 83-74 |
| J22 | at Missouri | L | 109-73 |
| J27 | Oklahoma State | W | 77-64 |
| J29 | Colorado | W | 90-79 |
| F2 | at Kansas | L | 81-79 |
| F5 | Kansas State | L | 86-74 |
| F9 | at Oklahoma City | W | 94-84 |
| F12 | Missouri | W | 85-75 |
| F16 | at Oklahoma State | W (OT) | 83-82 |
| F19 | Nebraska | W | 107-82 |
| F21 | at Louisiana Tech | L | 105-75 |
| F26 | at Colorado | L | 89-82 |
| M2 | Wichita State | W | 92-64 |
| M5 | at Kansas State | L | 87-63 |
| M10 | 2-vs. Colorado | L | 78-70 |

1-Pizza Hut Classic, Wichita, Kan.
2-Big Eight Tournament, Norman, Okla.

► 1983-84

Record: 22-10, 8-6 Big Eight
Home 10-2, Away 9-4, Neutral 3-4
Head Coach: Maura McHugh

National Women's Invitational Tournament

| | | | |
|-----|-------------------------|---|--------|
| N27 | Texas-Arlington | W | 92-66 |
| D2 | 1-vs. Southern Illinois | L | 82-62 |
| D3 | 1-vs. Portland State | W | 85-67 |
| D5 | Northeastern State | W | 87-53 |
| D7 | at Tulsa | W | 82-64 |
| D10 | at North Texas | W | 99-44 |
| D12 | at Oklahoma City | W | 100-52 |
| D21 | at Wichita State | W | 85-68 |
| J4 | Emporia State | W | 110-60 |
| J7 | Oral Roberts | W | 101-77 |
| J10 | at Cal-Santa Barbara | W | 95-48 |
| J12 | at Pepperdine | W | 85-69 |
| J16 | Midwestern State | W | 118-75 |
| J18 | at Colorado | L | 66-62 |
| J21 | at Kansas State | L | 88-70 |
| J24 | Oklahoma State | W | 75-72 |
| J28 | at Iowa State | W | 77-73 |
| J31 | Kansas | W | 87-84 |
| F4 | Missouri | L | 73-68 |
| F8 | at Nebraska | W | 93-85 |
| F11 | Kansas State | L | 71-61 |
| F14 | at Oklahoma State | L | 79-71 |
| F18 | Colorado | W | 88-78 |
| F22 | at Kansas | W | 85-74 |
| F25 | Iowa State | W | 97-59 |
| F28 | at Missouri | L | 102-77 |
| M3 | Nebraska | W | 97-79 |
| M8 | 2-Kansas | W | 76-63 |
| M9 | 3-vs. Kansas State | L | 69-67 |
| M16 | 4-vs. Chattanooga | L | 84-78 |
| M17 | 4-vs. Illinois State | W | 67-65 |
| M24 | 4-vs. California | L | 81-78 |

1-Wash. State Tournament, Pullman, Wash.
2-Big Eight Tournament, Norman, Okla.
3-Big Eight Tournament, Kansas City, Mo.
4-NWIT Championship, Amarillo, Texas

► 1984-85

Record: 23-7, 10-4 Big Eight
Home 12-0, Away 8-4, Neutral 3-3
Head Coach: Maura McHugh

| | | | |
|-----|----------------------|---|--------|
| N23 | Ablene Christian | W | 89-70 |
| N26 | at Midwestern State | W | 91-46 |
| N29 | Oklahoma Baptist | W | 86-59 |
| D4 | at Texas-Arlington | W | 103-48 |
| D6 | Georgia State | W | 83-62 |
| D9 | at Oklahoma City | W | 86-51 |
| D11 | Missouri-Kansas City | W | 88-62 |
| D13 | at North Texas | W | 94-56 |
| D15 | Texas Southern | W | 103-71 |
| J2 | 1-vs. New Hampshire | W | 73-42 |
| J3 | 1-vs. Rutgers | L | 80-72 |
| J5 | 1-vs. St. Joseph's | L | 76-75 |

| | | | |
|-----|-------------------|--------|--------|
| J11 | at Oral Roberts | W | 67-66 |
| J16 | Missouri | W | 93-83 |
| J19 | Kansas | W | 90-69 |
| J23 | at Iowa State | W | 89-59 |
| J26 | Kansas State | W | 92-85 |
| J29 | at Colorado | W | 73-65 |
| F3 | at Oklahoma State | L | 85-76 |
| F6 | Nebraska | W | 86-74 |
| F9 | at Kansas State | L | 90-75 |
| F13 | Iowa State | W | 89-48 |
| F16 | at Missouri | L | 92-74 |
| F20 | Colorado | W | 80-58 |
| F24 | at Kansas | W (OT) | 78-77 |
| F27 | Oklahoma State | W | 91-62 |
| M2 | at Nebraska | L | 102-99 |
| M4 | 2-vs. Iowa State | W | 78-63 |
| M7 | 2-vs. Kansas | W | 79-69 |
| M9 | 2-vs. Missouri | L | 89-83 |

1-Miami Classic, Miami, Fla.
2-Big Eight Tournament, Kansas City, Mo.

► 1985-86

Record: 24-7, 10-4 Big Eight
Home 9-1, Away 7-4, Neutral 8-2
Head Coach: Maura McHugh

NCAA Sweet 16 and Big Eight Champions

| | | | |
|-----|------------------------|---|--------|
| N24 | 1-vs. Middle Tennessee | W | 83-75 |
| N25 | 1-vs. Western Kentucky | W | 89-81 |
| N29 | at Texas-Arlington | W | 86-72 |
| D2 | Creighton | W | 94-76 |
| D6 | Texas A&M | W | 93-62 |
| D9 | at New Mexico | W | 73-61 |
| D11 | Tulsa | W | 91-32 |
| D21 | at Arkansas | L | 79-66 |
| D30 | at West Texas State | W | 80-56 |
| J3 | 2-vs. Dayton | W | 64-46 |
| J4 | 2-vs. James Madison | W | 57-55 |
| J5 | 2-vs. La Salle | W | 71-68 |
| J11 | Oral Roberts | W | 101-78 |
| J15 | at Colorado | L | 91-84 |
| J18 | Iowa State | W | 85-62 |
| J22 | at Kansas State | W | 83-72 |
| J25 | at Missouri | W | 105-79 |
| J29 | Nebraska | W | 88-72 |
| F1 | at Kansas | L | 85-67 |
| F5 | Oklahoma State | W | 108-68 |
| F8 | at Iowa State | L | 81-72 |
| F11 | Kansas State | W | 94-77 |
| F15 | Colorado | W | 82-69 |
| F18 | at Nebraska | W | 102-75 |
| F22 | Missouri | W | 88-80 |
| F26 | Kansas | L | 77-72 |
| M2 | at Oklahoma State | W | 86-67 |
| M5 | 3-vs. Oklahoma State | W | 85-50 |
| M6 | 3-vs. Missouri | L | 71-66 |
| M16 | 4-Vanderbilt (Norman) | W | 86-67 |
| M20 | 4-vs. Texas (Austin) | L | 85-59 |

1-BGSU Invitational, Bowling Green, Ky.
2-Miami New Year's Classic, Miami, Fla.
3-Big Eight Tournament, Kansas City, Mo.
4-NCAA Midwest Regional

► 1986-87

Record: 18-10, 6-7 Big Eight
Home 8-3, Away 7-5, Neutral 3-2
Head Coach: Maura McHugh

| | | | |
|-----|-------------------------|---|-------|
| N28 | 1-vs. Texas-San Antonio | W | 67-63 |
| N29 | 1-vs. New Mexico State | W | 80-71 |
| D1 | New Mexico | W | 87-51 |
| D4 | at Oral Roberts | W | 87-72 |
| D6 | Arkansas | W | 76-70 |
| D8 | Texas-Arlington | W | 94-61 |
| D20 | West Texas State | W | 82-63 |
| D30 | 2-vs. Notre Dame | W | 57-54 |
| D31 | 2-at Washington | L | 83-64 |
| J3 | at Portland | W | 83-70 |
| J6 | Kansas State | W | 70-47 |
| J8 | Tulane | W | 84-53 |
| J10 | Colorado State | W | 72-58 |
| J12 | at Tulsa | W | 62-39 |

| | | | |
|-----|--------------------|---|-------|
| J14 | Kansas | W | 81-67 |
| J17 | at Missouri | L | 72-70 |
| J21 | Oklahoma State | L | 84-68 |
| J24 | Nebraska | W | 97-81 |
| J27 | at Colorado | L | 94-80 |
| J31 | Iowa State | W | 74-72 |
| F4 | at Kansas State | L | 80-69 |
| F7 | Missouri | L | 86-76 |
| F11 | at Oklahoma State | W | 75-70 |
| F14 | at Kansas | L | 89-73 |
| F18 | Colorado | L | 74-73 |
| F21 | at Nebraska | L | 97-89 |
| F24 | at Iowa State | W | 87-72 |
| F28 | 3-vs. Kansas State | L | 79-64 |

1-New Mexico St. Tournament, Las Cruces, N.M.
2-Washington Tournament, Seattle, Wash.
3-Big Eight Tournament, Salina, Kan.



VALERIE GOODWIN-COLBERT

Years: 1988-90 (3)
Record: 32-51 (.386)

► 1987-88

Record: 14-13, 7-7 Big Eight
Home 7-4, Away 5-5, Neutral 2-4
Head Coach: Valerie Goodwin-Colbert

| | | | |
|-----|------------------------|--------|--------|
| N27 | 1-vs. Penn State | L | 86-63 |
| N28 | 1-vs. California | L | 81-66 |
| N29 | 1-vs. Northern Arizona | W | 68-47 |
| D2 | Oral Roberts | W | 103-94 |
| D5 | at North Texas | W | 77-75 |
| D9 | at Southwest Texas | W | 92-74 |
| D19 | Texas Southern | W | 81-72 |
| D29 | 2-vs. Simon Fraser | W | 83-66 |
| D30 | 2-at Stanford | L | 91-66 |
| J6 | New Mexico State | L | 78-72 |
| J9 | at Tulane | L | 82-75 |
| J11 | Arkansas-Little Rock | W | 99-67 |
| J13 | at Colorado | W | 82-78 |
| J16 | at Kansas State | W | 96-65 |
| J20 | at Missouri | L | 91-72 |
| J23 | Oklahoma State | W | 83-81 |
| J27 | Nebraska | L | 94-82 |
| J30 | at Iowa State | L | 82-66 |
| F3 | Kansas | L | 71-68 |
| F6 | Missouri | W | 93-84 |
| F9 | at Nebraska | L | 92-74 |
| F13 | Kansas State | W | 79-61 |
| F16 | at Oklahoma State | W | 79-78 |
| F20 | Iowa State | W | 85-76 |
| F24 | at Kansas | L | 71-68 |
| F27 | Colorado | L (OT) | 91-88 |
| M2 | 3-vs. Kansas | L | 67-66 |

1-Rainbow Wahine Classic, Honolulu, Hawaii
2-Cardinal Classic, Stanford, Calif.
3-Big Eight Tournament, Salina, Kan.

► 1988-89

Record: 11-16, 4-10 Big Eight
Home 5-5, Away 3-6, Neutral 3-5
Head Coach: Valerie Goodwin-Colbert

| | | | |
|-----|--------------------------|--------|--------|
| N25 | 1-Texas-Pan American | W | 120-36 |
| N26 | 1-West Virginia | L | 83-65 |
| D2 | 2-vs. Penn State | W | 92-81 |
| D3 | 2-at Texas Tech | L | 64-54 |
| D8 | Mississippi Valley State | L | 89-83 |
| D10 | at Oral Roberts | W | 97-83 |
| D29 | 3-vs. Iowa | L | 86-69 |
| D30 | 3-at Miami | L | 69-66 |
| D31 | 3-vs. Boston | W | 77-72 |
| J3 | North Texas | W | 93-71 |
| J7 | at Texas-Arlington | W | 86-75 |
| J9 | Brigham Young | W | 103-81 |
| J11 | at Missouri | L | 71-68 |
| J14 | at Kansas | L (OT) | 86-82 |
| J17 | at Oklahoma State | L | 71-64 |
| J21 | Iowa State | W | 72-65 |
| J25 | Nebraska | W | 68-65 |

| | | | |
|-----|-----------------|---|--------|
| J27 | Colorado | L | 73-70 |
| F1 | Kansas State | L | 84-83 |
| F4 | Oklahoma State | L | 87-68 |
| F8 | at Nebraska | L | 85-76 |
| F11 | at Iowa State | W | 84-74 |
| F15 | Kansas | W | 101-87 |
| F18 | at Colorado | L | 87-76 |
| F22 | at Kansas State | L | 64-60 |
| F25 | Missouri | L | 104-91 |
| M4 | 4-vs. Colorado | L | 80-61 |

1-Sooner Thanksgiving Classic, Norman, Okla.
2-Texas Tech Classic, Lubbock, Texas
3-Orange Bowl Classic, Miami, Fla.
4-Big Eight Tournament, Salina, Kan.

► 1989-90

Record: 7-22, 2-12 Big Eight
Home 3-8, Away 1-8, Neutral 3-6
Head Coach: Valerie Goodwin-Colbert

| | | | |
|-----|------------------------|---|--------|
| N24 | 1-Sam Houston | L | 90-86 |
| N25 | 1-Arkansas State | W | 102-73 |
| N30 | at North Texas | L | 91-85 |
| D2 | Northeast Louisiana | W | 95-93 |
| D5 | at Texas A&M | L | 101-86 |
| D8 | 2-vs. Eastern Illinois | L | 110-88 |
| D9 | 2-vs. Northern Iowa | W | 78-76 |
| D12 | Arkansas | L | 86-68 |
| D16 | Texas Tech | L | 88-80 |
| D29 | 3-vs. Montana State | L | 86-80 |
| D30 | 3-at Brigham Young | L | 108-77 |
| J3 | Texas-Arlington | L | 80-78 |
| J6 | at Southeast Louisiana | W | 88-86 |
| J10 | Colorado | L | 56-48 |
| J13 | at Iowa State | L | 92-78 |
| J17 | at Kansas | L | 94-69 |
| J20 | Kansas State | L | 94-87 |
| J24 | Oklahoma State | L | 99-94 |
| J27 | Missouri | L | 79-75 |
| J31 | at Nebraska | L | 88-81 |
| F3 | Kansas | L | 83-77 |
| F6 | at Oklahoma State | L | 89-77 |
| F10 | Iowa State | W | 70-69 |
| F14 | at Kansas State | L | 92-88 |
| F18 | at Colorado | L | 86-49 |
| F21 | Nebraska | W | 102-77 |
| F24 | at Missouri | L | 89-60 |
| M3 | 4-vs. Missouri | W | 80-77 |
| M4 | 4-vs. Oklahoma State | L | 87-78 |

1-Sooner Thanksgiving Classic, Norman, Okla.
2-Phoenix Classic, Green Bay, Wis.
3-BYU Tournament, Provo, Utah
4-Big Eight Tournament, Salina, Kan.

YEAR-BY-YEAR RESULTS



BURL PLUNKETT

Years: 1994-96 (3)
Record: 52-36 (.591)

1993-94

Record: 18-12, 7-7 Big Eight
Home 9-3, Away 3-7, Neutral 6-2
Head Coach: Burl Plunkett

NWIT Champions

| | | | |
|-----|------------------------|---|--------|
| N27 | Texas-Pan American | W | 88-68 |
| N30 | at Texas | L | 84-78 |
| D3 | 1-vs. Illinois State | W | 69-56 |
| D4 | 1-at George Washington | L | 88-74 |
| D8 | North Texas | W | 90-73 |
| D18 | Texas A&M | W | 90-69 |
| D21 | at Texas Tech | L | 80-75 |
| D28 | 2-Michigan | W | 96-86 |
| D29 | 2-Southern | W | 100-72 |
| J2 | at Southern Methodist | W | 99-72 |
| J7 | Iowa State | W | 84-61 |
| J9 | Nebraska | W | 79-78 |
| J16 | Oklahoma State | W | 82-60 |
| J21 | at Kansas | L | 85-78 |
| J23 | at Kansas State | L | 72-54 |
| J25 | Arkansas | W | 93-79 |
| J28 | Colorado | L | 79-74 |
| J30 | Missouri | W | 86-65 |
| F4 | at Nebraska | L | 82-76 |
| F6 | at Iowa State | W | 65-45 |
| F10 | Oral Roberts | W | 99-48 |
| F13 | at Oklahoma State | L | 77-68 |
| F18 | Kansas State | L | 71-70 |
| F20 | Kansas | L | 80-76 |
| F25 | at Missouri | W | 77-71 |
| F27 | at Colorado | L | 89-79 |
| M5 | 3-vs. Nebraska | L | 73-56 |
| M24 | 4-vs. New Mexico State | W | 82-77 |
| M25 | 4-vs. Pittsburgh | W | 86-77 |
| M26 | 4-vs. Arkansas State | W | 69-65 |

1-Capitol Classic, Washington D.C.
2-Holiday Classic, Norman, Okla.
3-Big Eight Tournament, Salina, Kan.

1994-95

Record: 22-9, 11-3 Big Eight
Home 9-2, Away 7-4, Neutral 6-3
Head Coach: Burl Plunkett

NCAA Tournament

| | | | |
|-----|-----------------------|---|--------|
| N11 | 3-at Montana | L | 76-64 |
| N26 | at North Texas | W | 84-74 |
| N29 | Texas Tech | L | 66-64 |
| D2 | 2-vs. Utah | W | 72-68 |
| D3 | 2-at Washington State | W | 85-79 |
| D7 | Texas | W | 95-85 |
| D18 | at Texas A&M | L | 99-74 |
| D21 | at Texas Christian | W | 89-70 |
| D30 | 1-vs. Rice | W | 89-59 |
| D31 | 1-vs. Minnesota | W | 74-64 |
| J2 | New Mexico | W | 95-66 |
| J6 | at Missouri | W | 98-83 |
| J8 | at Colorado | L | 83-59 |
| J13 | Nebraska | W | 63-62 |
| J15 | Iowa State | W | 101-77 |
| J20 | at Kansas | W | 84-69 |
| J22 | at Kansas State | W | 79-70 |
| J28 | at Oklahoma State | W | 62-61 |
| F3 | Colorado | L | 69-64 |
| F5 | Missouri | W | 80-57 |
| F10 | at Iowa State | L | 69-62 |
| F12 | at Nebraska | W | 85-83 |
| F17 | Kansas State | W | 71-60 |
| F19 | Kansas | W | 103-83 |
| F22 | at Arkansas | L | 69-64 |
| F26 | Oklahoma State | W | 76-67 |
| F28 | Texas Christian | W | 92-44 |
| M4 | 4-vs. Nebraska | W | 77-67 |
| M5 | 4-vs. Kansas | L | 88-81 |
| M16 | 5-vs. Loyola (Md.) | W | 90-55 |
| M18 | 5-vs. Louisiana Tech | L | 48-36 |

1-Bertha Teague Classic, Stillwater, Okla.
2-Dial Classic, Pullman, Wash.
3-Preseason NWIT Tournament.
4-Big Eight Tournament, Salina, Kan.
5-NCAA Tournament, Ruston, La.

1995-96

Record: 12-15, 4-10 Big Eight
Home 7-5, Away 2-8, Neutral 3-2
Head Coach: Burl Plunkett

| | | | |
|-----|------------------------|---------|--------|
| N25 | at Texas Christian | W | 103-81 |
| N28 | at New Mexico | L | 82-75 |
| D1 | North Texas | W | 102-60 |
| D3 | at Drake | L | 81-71 |
| D5 | Southern Methodist | L | 96-87 |
| D7 | Texas Christian | W | 93-47 |
| D16 | Wichita State | W | 65-54 |
| D17 | Texas-Pan American | W | 97-57 |
| D20 | 1-Oral Roberts | W | 63-40 |
| D21 | 1-Grambling State | W | 100-66 |
| D28 | 2-vs. Alabama | L | 71-62 |
| D29 | 2-vs. Va. Commonwealth | W | 84-52 |
| J5 | Nebraska | L | 79-58 |
| J7 | Iowa State | W | 89-78 |
| J14 | Oklahoma State | L (20T) | 86-79 |
| J19 | at Kansas | W | 71-68 |
| J21 | at Kansas State | L | 80-67 |
| J26 | Missouri | W | 69-55 |
| J28 | Colorado | L | 68-53 |
| F2 | at Iowa State | L | 73-57 |
| F4 | at Nebraska | L | 71-52 |
| F11 | at Oklahoma State | L | 62-58 |
| F16 | Kansas State | W | 62-54 |
| F18 | Kansas | L | 81-63 |
| F23 | at Colorado | L | 83-68 |
| F25 | at Missouri | L | 89-66 |
| M2 | 3-vs. Colorado | L | 76-60 |

1-Bertha Teague Classic, Norman, Okla.
2-Bahamas Junkanoo Shootout, Nassau, Bahamas
3-Big Eight Tournament, Salina, Kan.



SHERRI COALE

Years: 1997-Present
Record: 420-206 (.671)

1996-97

Record: 5-22, 1-15 Big 12
Home 1-8, Away 2-11, Neutral 2-3
Head Coach: Sherri Coale

| | | | |
|-----|-----------------------|---|-------|
| N22 | 1-vs. Oral Roberts | W | 62-50 |
| N23 | 1-vs. Southern Utah | L | 64-63 |
| N25 | Drake | L | 77-64 |
| D3 | at Wichita State | L | 71-56 |
| D7 | at Southern Methodist | L | 91-82 |
| D10 | at North Texas | W | 67-65 |
| D13 | at SW Missouri State | L | 81-58 |
| D15 | at Oral Roberts | W | 66-63 |
| D28 | 2-vs. Memphis | L | 71-65 |
| D29 | 2-vs. Northeastern | W | 76-54 |
| J4 | Texas A&M | W | 71-69 |
| J7 | at Texas | L | 87-69 |
| J11 | Iowa State | L | 67-58 |
| J15 | at Texas Tech | L | 67-55 |
| J18 | at Baylor | L | 87-65 |
| J22 | Texas | L | 76-58 |
| J26 | at Nebraska | L | 87-59 |
| J29 | Oklahoma State | L | 88-57 |
| F5 | at Texas A&M | L | 66-63 |
| F8 | Kansas State | L | 49-47 |
| F12 | at Colorado | L | 61-42 |
| F15 | Missouri | L | 81-56 |
| F19 | Texas Tech | L | 63-49 |
| F23 | at Oklahoma State | L | 67-54 |
| F26 | Baylor | L | 78-63 |
| M1 | at Kansas | L | 92-69 |
| M4 | 3-vs. Kansas State | L | 81-56 |

1-Bertha Teague Classic, Stillwater, Okla.
2-Redstorm Christmas Inv., Jamaica, N.Y.
3-Big 12 Tournament, Kansas City, Mo.

1997-98

Record: 8-19, 4-12 Big 12
Home 5-7, Away 3-9, Neutral 0-3
Head Coach: Sherri Coale

| | | | |
|-----|--------------------------|---|--------|
| N22 | 1-vs. Stephen F. Austin | L | 82-58 |
| N23 | 1-at Texas-San Antonio | W | 66-53 |
| N27 | 2-at Loyola Marymount | W | 63-55 |
| N28 | 2-vs. North Carolina | L | 68-61 |
| D3 | Southwest Missouri State | L | 81-65 |
| D11 | Georgia | L | 94-76 |
| D14 | Mississippi | W | 89-85 |
| D20 | Miami | W | 67-62 |
| D29 | at Arizona State | L | 87-76 |
| D30 | at Northern Arizona | L | 101-62 |
| J3 | Texas A&M | W | 84-76 |
| J7 | at Texas | L | 78-44 |
| J10 | at Iowa State | L | 83-68 |
| J14 | Baylor | L | 67-64 |
| J17 | Texas | W | 97-84 |
| J21 | at Texas A&M | L | 91-83 |
| J28 | Colorado | W | 61-58 |
| F1 | at Baylor | L | 97-67 |
| F4 | at Kansas State | W | 69-67 |
| F7 | Oklahoma State | L | 76-54 |
| F11 | at Texas Tech | L | 79-63 |
| F14 | Nebraska | L | 101-72 |
| F19 | Texas Tech | L | 59-94 |
| F22 | at Missouri | L | 75-68 |
| F25 | Kansas | L | 78-74 |
| F28 | at Oklahoma State | L | 69-52 |
| M3 | 3-vs. Colorado | L | 71-66 |

1-Texas-San Antonio Classic, San Antonio, Texas
2-LMU-Furama Hotel Thanksgiving Classic, Los Angeles, Calif.
3-Big 12 Tournament, Kansas City, Mo.

1998-99

Record: 15-14, 8-8 Big 12
Home 10-3, Away 4-9, Neutral 1-2
Head Coach: Sherri Coale

Women's National Invitational Tournament

| | | | |
|-----|------------------------|--------|--------|
| N20 | TCU | W | 78-66 |
| N23 | Texas-San Antonio | W | 80-40 |
| N27 | 2-vs. UAB | L | 62-61 |
| N28 | 2-vs. Coppin State | W | 103-74 |
| D2 | at Mississippi | L | 77-75 |
| D7 | Jackson State | W | 103-37 |
| D13 | at Georgia | L | 88-79 |
| D19 | at Miami (Fla.) | L | 62-60 |
| D28 | 1-Denver | W | 80-52 |
| D29 | 1-Stephen F. Austin | W | 91-72 |
| J2 | Iowa State | L | 81-60 |
| J6 | at Texas Tech | L | 93-69 |
| J9 | at Colorado | L | 63-62 |
| J13 | Oklahoma State | W | 74-58 |
| J16 | Baylor | W | 86-65 |
| J23 | at Texas | L | 81-73 |
| J27 | Texas Tech | L | 89-87 |
| J30 | at Nebraska | L | 85-62 |
| F3 | Texas | W | 71-69 |
| F6 | at Texas A&M | W | 83-71 |
| F10 | at Oklahoma State | W | 61-53 |
| F13 | Kansas State | W | 79-58 |
| F17 | at Baylor | W | 76-67 |
| F20 | at Kansas | L | 88-84 |
| F24 | Texas A&M | W | 95-69 |
| F27 | Missouri | L | 73-64 |
| M2 | 3-vs. Oklahoma State | L | 70-56 |
| M12 | 4-vs. at Wichita State | W | 75-67 |
| M14 | 4-vs. at Arkansas | L (OT) | 97-93 |

1-Bertha Teague Classic, Norman, Okla.
2-Cancun Tournament, Cancun, Mexico
3-Big 12 Tournament, Kansas City, Mo.
4-WNIT Tournament hosted at home sites.

1999-2000

Record: 25-8, 13-3 Big 12
Home 13-2, Away 11-2, Neutral 1-4
Head Coach: Sherri Coale

NCAA Sweet 16 and Big 12 Champions
Ranked: No. 18 AP and No. 13 Coaches

| | | | |
|-----|-----------------------|---|--------|
| N19 | 2-vs. Arizona [24/25] | L | 75-59 |
| D20 | 2-at Hawaii | W | 67-53 |
| D21 | 2-vs. Tennessee Tech | L | 74-64 |
| D28 | 1-Oral Roberts | W | 83-66 |
| D29 | 1-Tulsa | W | 93-70 |
| D2 | Sam Houston State | W | 97-60 |
| D5 | at Stephen F. Austin | W | 61-47 |
| D7 | at TCU | W | 94-74 |
| D11 | Arkansas-Little Rock | W | 102-72 |
| D18 | at Denver | W | 69-62 |
| D21 | San Diego | W | 84-39 |
| D29 | Connecticut [1] | L | 84-68 |
| J5 | North Texas | W | 86-63 |
| J8 | Texas Tech [13] | W | 82-76 |
| J12 | Texas A&M | W | 87-59 |
| J15 | at Baylor | W | 87-66 |
| J19 | at Texas | W | 76-73 |
| J22 | Colorado | W | 76-73 |
| J26 | at Texas A&M | W | 79-72 |
| J29 | at Missouri | W | 76-71 |
| F2 | Baylor | W | 87-59 |
| F5 | Nebraska | W | 91-69 |
| F8 | at Iowa State [8/9] | L | 71-56 |
| F12 | at Oklahoma State | W | 93-69 |
| F16 | Texas | L | 77-70 |
| F19 | at Texas Tech [8/12] | L | 86-81 |
| F22 | at Kansas State | W | 64-56 |
| F26 | Kansas [24/25] | W | 88-69 |
| M1 | Oklahoma State | W | 77-68 |
| M8 | 3-vs. Texas | L | 71-68 |
| M18 | 4-vs. Brigham Young | W | 86-81 |
| M20 | 4-at Purdue [15/13] | W | 76-74 |
| M25 | 5-vs. Connecticut [1] | L | 102-80 |

1-Bertha Teague Classic, Norman, Okla.
2-Hawaiian Regent Classic, Honolulu, Hawaii
3-Big 12 Tournament, Kansas City, Mo.
4-NCAA 1st & 2nd Rounds, West Lafayette, Ind.
5-NCAA Regional, Richmond, Va.

2000-01

Record: 28-6, 15-1 Big 12
Home 13-1, Away 12-2, Neutral 3-3
Head Coach: Sherri Coale

NCAA Sweet 16 and Big 12 Champions

| | | | |
|-----|------------------------------|---------|--------|
| N17 | 1-vs. Tulsa | W | 80-49 |
| N18 | 1-at ORU | W | 87-56 |
| N22 | 2-vs. Georgia [6] | L | 94-70 |
| N24 | 2-at Wisconsin [19/nr] | L | 97-77 |
| D1 | SW Missouri State [13] | W | 89-82 |
| D5 | at Arkansas-Little Rock | W | 86-45 |
| D9 | SMU | W | 101-71 |
| D16 | at SW Missouri State [21/18] | L | 69-61 |
| D18 | North Texas | W | 75-61 |
| D21 | at San Diego | W (20T) | 65-63 |
| D27 | Stanford [17/21] | W (OT) | 102-98 |
| J3 | at Colorado | W | 89-69 |
| J6 | Iowa State [7/6] | L | 81-79 |
| J10 | Texas [14/15] | W | 85-74 |
| J13 | at Baylor [23/NR] | W | 90-87 |
| J17 | Texas A&M | W | 97-84 |
| J21 | 3-at North Carolina | W | 94-77 |
| J24 | at Kansas | W | 88-64 |
| J28 | Texas Tech [9/8] | W | 84-66 |
| J31 | at Texas A&M | W | 93-70 |
| F3 | Missouri | W | 82-62 |
| F7 | at Nebraska | W | 84-62 |
| F10 | at Oklahoma State | W | 76-47 |
| F14 | Kansas State | W | 79-60 |
| F17 | at Texas Tech [14/11] | W | 80-75 |
| F21 | Baylor [24/NR] | W | 86-76 |
| F24 | Oklahoma State | W (OT) | 88-83 |
| F28 | at Texas [NR/22] | W | 65-54 |
| M7 | 4-vs. Kansas | W | 80-61 |
| M8 | 4-vs. Colorado [20/21] | W | 102-93 |
| M10 | 4-vs. Iowa State [13/10] | L | 68-65 |
| M17 | 5-Oral Roberts | W | 70-64 |

| | | | |
|-----|--------------|---|-------|
| M19 | 5-Stanford | W | 67-50 |
| M24 | 6-Washington | L | 84-67 |

1-Bertha Teague Classic, Tulsa, Okla.
2-Coaches vs. Cancer, Madison, Wis.
3-Big 12/ACC Challenge, Chapel Hill, N.C.
4-Big 12 Tournament, Kansas City, Mo.
5-NCAA Tournament, Norman, Okla.
6-NCAA West Regional, Spokane, Wash.

| | | | |
|---|--|--|--|
| 2001-02 | | | |
| Record: 32-4, 14-2 Big 12 | | | |
| Home 14-0, Away 7-3, Neutral 11-1 | | | |
| Head Coach: Sherri Coale | | | |
| NCAA National Runner-Up and Big 12 Champs | | | |

| | | | |
|-----|----------------------------|--------|-------|
| N11 | 1-vs. Purdue [11/9] | W | 80-75 |
| N17 | 2-vs. Oral Roberts | W | 73-38 |
| N18 | 2-vs. Tulsa | W | 75-52 |
| N23 | 3-vs. Butler | W | 90-44 |
| N24 | 3-vs. North Texas | W | 83-68 |
| N27 | TCU | W | 76-60 |
| N29 | Wichita State | W | 89-68 |
| N5 | at SMU | W | 91-70 |
| D8 | Montana State | W | 86-62 |
| D16 | 4-Illinois | W | 91-69 |
| D22 | at Connecticut [1] | L | 86-72 |
| J2 | Colorado [16/14] | W | 78-67 |
| J5 | at Texas Tech [9/11] | W | 80-68 |
| J9 | Oklahoma State | W | 65-48 |
| J12 | at Baylor [12/11] | W | 82-73 |
| J15 | at Iowa State [14/9] | L | 82-66 |
| J19 | Texas [12] | W | 89-69 |
| J26 | at Texas A&M | W | 72-40 |
| J29 | at Oklahoma State | W | 66-58 |
| F2 | Kansas | W | 79-57 |
| F5 | Baylor [10/11] | W | 69-60 |
| F9 | Texas A&M | W | 67-51 |
| F13 | at Kansas State [12] | W | 76-68 |
| F16 | Nebraska | W | 81-47 |
| F19 | at Texas [15/14] | L (OT) | 68-62 |
| F23 | at Missouri | W | 90-70 |
| F27 | Texas Tech [15] | W | 75-56 |
| M6 | 5-vs. Oklahoma State | W | 87-56 |
| M7 | 5-vs. Kansas State [13/12] | W | 69-49 |
| M9 | 5-vs. Baylor [7] | W | 84-69 |
| M16 | 6-Hartford | W | 84-52 |
| M18 | 6-Villanova | W | 66-53 |
| M23 | 7-vs. Texas Tech [12] | W | 72-62 |
| M25 | 7-vs. Colorado [17] | W | 94-60 |
| M29 | 8-vs. Duke [3] | W | 86-71 |
| M31 | 8-vs. Connecticut [1] | L | 82-70 |

- 1-State Farm Tip-Off Classic, Durham, N.C.
- 2-Bertha Teague Classic, Stillwater, Okla.
- 3-UTSA Tournament, San Antonio, Texas
- 4-Big 12/Big 10 Challenge, Norman, Okla.
- 5-Big 12 Tournament, Kansas City, Mo.
- 6-NCAA 1st & 2nd Rounds, Norman, Okla.
- 7-NCAA West Regional, Boise, Idaho
- 8-NCAA Final Four, San Antonio, Texas

| | | | |
|---------------------------------|--|--|--|
| 2002-03 | | | |
| Record: 19-13, 9-7 Big 12 | | | |
| Home 8-5, Away 7-6, Neutral 4-2 | | | |
| Head Coach: Sherri Coale | | | |
| NCAA First Round | | | |

| | | | |
|-----|--------------------------|---|-------|
| N11 | 1-at Tennessee [2] | L | 94-68 |
| N22 | 2-at Tulsa | W | 65-61 |
| N23 | 2-vs. Oral Roberts | W | 70-42 |
| N26 | Sam Houston State | W | 79-52 |
| N29 | 3-Fordham | W | 90-62 |
| N30 | 3-North Carolina [12/11] | W | 66-63 |
| D1 | 3-Connecticut [5/4] | L | 73-60 |
| D5 | Stephen F. Austin | W | 77-55 |
| D9 | at Wichita State | W | 70-64 |
| D14 | at TCU | W | 68-64 |
| D21 | SMU | L | 71-68 |
| D28 | Southeast Missouri State | W | 87-59 |
| J3 | at Stanford | L | 58-38 |
| J11 | at Nebraska | W | 57-43 |
| J15 | Texas Tech [7] | L | 80-71 |
| J18 | Texas A&M | W | 77-39 |
| J22 | at Kansas | W | 61-49 |

| | | | |
|-----|----------------------|---|-------|
| J26 | at Baylor | W | 65-64 |
| J29 | Texas [11/13] | L | 60-54 |
| F1 | Kansas State [3] | L | 74-45 |
| F5 | at Texas A&M | L | 69-61 |
| F9 | Oklahoma State | W | 87-71 |
| F12 | Baylor | W | 78-64 |
| F16 | at Colorado | L | 61-57 |
| F19 | at Texas Tech [8/9] | L | 59-48 |
| F22 | Iowa State | W | 61-48 |
| F26 | Missouri | W | 74-69 |
| M1 | at Oklahoma State | W | 71-57 |
| M5 | at Texas [5/7] | L | 78-66 |
| M11 | 4-vs. Nebraska | W | 71-52 |
| M12 | 4-vs. Colorado | L | 73-68 |
| M23 | 5-G. Washington [25] | L | 71-61 |

- 1-State Farm Tip-Off Classic, Knoxville, Tenn.
- 2-Bertha Teague Classic, Tulsa, Okla.
- 3-Rainbow Wahine Classic, Honolulu, Hawaii
- 4-Big 12 Tournament, Dallas, Texas
- 5-NCAA 1st & 2nd Rounds, Norman, Okla.

| | | | |
|-------------------------------------|--|--|--|
| 2003-04 | | | |
| Record: 24-9, 9-7 Big 12 | | | |
| Home 10-3, Away 7-5, Neutral 7-1 | | | |
| Head Coach: Sherri Coale | | | |
| NCAA Second Round, Big 12 Champions | | | |

| | | | |
|-----|--------------------------|--------|-------|
| N22 | 1-Oral Roberts | W | 90-48 |
| N24 | Southeast Missouri State | W | 83-48 |
| N28 | 2-vs. Siena | W | 85-70 |
| N29 | 2-at Pepperdine | W | 95-77 |
| D3 | at SMU | W | 85-63 |
| D7 | Utah [19/23] | W | 73-65 |
| D10 | at Montana State | W | 90-59 |
| D13 | at Stephen F. Austin | W | 79-52 |
| D21 | 3-Tennessee [2] | L | 71-55 |
| D28 | Illinois | W | 70-53 |
| D30 | Wichita State | W | 89-50 |
| J7 | Nebraska | W | 70-51 |
| J10 | at Texas [3] | L | 63-58 |
| J14 | at Texas A&M | W (OT) | 65-56 |
| J17 | Oklahoma State | W | 87-37 |
| J20 | at Iowa State | L | 69-51 |
| J24 | Baylor [19/24] | L | 74-67 |
| J28 | at Missouri | L | 77-65 |
| J31 | at Kansas State [12] | L | 74-65 |
| F7 | Texas A&M | W | 56-46 |
| F10 | at Texas Tech [7] | W | 68-62 |
| F14 | Kansas | W | 83-59 |
| F18 | Colorado [13] | W | 78-58 |
| F21 | at Baylor [19/24] | L | 77-62 |
| F25 | Texas Tech [8/9] | W | 64-53 |
| F28 | at Oklahoma State | W | 78-44 |
| M2 | Texas [3/4] | L | 57-54 |
| M9 | 4-vs. Texas A&M | W | 60-47 |
| M10 | 4-vs. Colorado [13] | W | 63-56 |
| M11 | 4-vs. Kansas State [8] | W | 78-66 |
| M13 | 4-vs. Texas [2] | W | 66-47 |
| M20 | 5-vs. Marist | W | 58-45 |
| M22 | 5-vs. Stanford | L | 68-43 |

- 1 - Bertha Teague Classic (Oklahoma City, Okla.)
- 2 - Pepperdine Invitational (Malibu, Calif.)
- 3 - Big 12 / SEC Challenge (Norman, Okla.)
- 4 - Big 12 Tournament (Dallas, Texas)
- 5 - NCAA 1st & 2nd Rounds (Tempe, Ariz.)

| | | | |
|---------------------------------|--|--|--|
| 2004-05 | | | |
| Record: 17-13, 8-8 Big 12 | | | |
| Home 9-4, Away 5-5, Neutral 3-4 | | | |
| NCAA First Round | | | |

| | | | |
|-----|--------------------------|---|-------|
| N19 | Southeast Missouri State | W | 84-62 |
| N21 | Texas State | W | 76-57 |
| N26 | 1-vs. Akron | W | 88-40 |
| N27 | 1-vs. Iowa | L | 54-47 |
| D2 | Lamar | W | 60-42 |
| D4 | 2-vs. Tulsa | L | 67-59 |
| D9 | at TCU [23/25] | L | 81-65 |
| D11 | SMS (SSN) | W | 74-71 |
| D18 | 3-vs. Louisiana Tech | W | 86-59 |
| D21 | at Utah [25/NR] | W | 72-59 |
| D29 | Henderson State | W | 87-44 |
| J5 | at Texas Tech [13/12] | L | 70-64 |

| | | | |
|-----|-----------------------|---|------------|
| J9 | Texas A&M | W | 73-53 |
| J16 | at Baylor [2/3] | L | 78-68 |
| J19 | Oklahoma State | W | 70-43 |
| J22 | at Texas A&M | W | 63-51 |
| J26 | Texas [15] | L | 83-71 (OT) |
| J29 | Iowa State [18/17] | L | 73-60 |
| F2 | at Kansas | W | 65-49 |
| F6 | at Nebraska | L | 70-51 |
| F9 | Baylor [8/7] | L | 73-72 |
| F13 | Kansas State [16] | W | 77-61 |
| F16 | at Colorado | W | 77-61 |
| F19 | Missouri | W | 73-59 |
| F23 | Texas Tech [14] | L | 83-70 |
| F26 | at Texas [13] | L | 72-36 |
| M3 | at Oklahoma State | W | 69-58 |
| M8 | 4-vs. Texas A&M | W | 86-65 |
| M9 | 4-vs. Texas [11/12] | L | 65-59 |
| M20 | 5-vs. Arizona [10/12] | L | 72-69 |

- 1 - Junkanoo Jam (Grand Bahama Island)
- 2 - Bertha Teague Classic (Tulsa, Okla., at ORU)
- 3 - Nike Classic (Eugene, Ore.)
- 4 - Big 12 Tournament (Kansas City, Mo.)

| | | | |
|--|--|--|--|
| 2005-06 | | | |
| Record: 31-5, 16-0 Big 12 | | | |
| Home 12-1, Away 12-3, Neutral 7-1 | | | |
| NCAA Sweet 16, Big 12 Regular & Postseason | | | |

| | | | |
|-----|------------------------|--------|--------|
| N11 | 1-Wisconsin-Milwaukee | W | 89-57 |
| N13 | 1-SMU | W | 80-43 |
| N16 | 1-at New Mexico | W | 74-63 |
| N20 | 1-at Connecticut [7/9] | L | 82-62 |
| N25 | 2-vs. Iowa | W | 85-68 |
| N26 | 2-at San Francisco | W | 53-51 |
| N30 | TCU | W | 77-63 |
| D3 | 3-vs. Oral Roberts | W | 107-76 |
| D5 | UCLA (22) | W | 83-78 |
| D10 | at Missouri State | W | 68-57 |
| D18 | at Illinois | L | 86-75 |
| D21 | Michigan State [11/13] | L | 80-60 |
| D30 | at New Mexico [16] | W | 83-70 |
| J4 | at Iowa State | W | 87-67 |
| J7 | Colorado | W | 84-61 |
| J9 | Ohio State [10] | L | 75-71 |
| J14 | at Oklahoma State | W | 85-51 |
| J18 | Texas Tech | W | 63-57 |
| J21 | at Baylor [8] | W | 73-70 |
| J25 | Texas | W | 75-57 |
| J28 | at Texas A&M | W | 81-72 |
| J31 | Oklahoma State | W | 70-54 |
| F4 | at Missouri | W | 88-73 |
| F8 | Kansas | W | 86-57 |
| F12 | Baylor [11] | W (OT) | 81-77 |
| F15 | at Texas | W | 61-54 |
| F18 | Texas A&M [21] | W | 73-54 |
| F21 | at Kansas State | W | 78-64 |
| F26 | Nebraska | W | 73-45 |
| M1 | at Texas Tech | W | 60-59 |
| M8 | 4 - Iowa State | W | 78-74 |
| M9 | 4 - Missouri | W | 75-54 |
| M11 | 4 - Baylor [10] | W | 72-61 |
| M18 | 5 - Pepperdine | W | 78-66 |
| M20 | 6 - BYU [18/16] | W | 86-70 |
| M25 | 7 - Stanford [13/14] | L | 88-74 |

- 1 - Preseason WNIT (Campus sites)
- 2 - Odwalla Classic (San Francisco, Calif.)
- 3 - Bertha Teague Classic (Stillwater, Okla.)
- 4 - Big 12 Championship (Dallas)
- 5 - NCAA Tournament First Round (Denver)
- 6 - NCAA Tournament Second Round (Denver)
- 7 - NCAA Tournament Sweet 16 (San Antonio)

| | | | |
|-----------------------------------|--|--|--|
| 2006-07 | | | |
| Record: 28-5, 13-3 Big 12 | | | |
| Home 12-1, Away 12-3, Neutral 7-1 | | | |
| NCAA Sweet 16 | | | |

| | | | |
|-----|----------------------|---|--------|
| N12 | DePaul [20] | W | 105-71 |
| N17 | 1 - Eastern Kentucky | W | 92-79 |
| N18 | 1 - at Hawaii | W | 76-56 |
| N21 | at UCLA [21] | W | 77-68 |
| N29 | at Lamar | W | 79-44 |
| D2 | at Tulsa | W | 72-49 |

| | | | |
|-----|-------------------------|---------|-------|
| D7 | at South Carolina | W | 78-51 |
| D10 | Arkansas-Pine Bluff | W | 87-42 |
| D17 | Northern Colorado | W | 82-36 |
| D20 | Ohio State [8] | L | 74-67 |
| D30 | 2 - New Mexico [25] | W | 80-58 |
| J3 | Kansas State | W | 78-58 |
| J6 | Nebraska | W | 77-69 |
| J10 | Baylor [9] | W | 76-63 |
| J17 | at Oklahoma State | W | 76-60 |
| J20 | at Colorado | W | 82-67 |
| J22 | Texas Tech | W (2OT) | 86-81 |
| J24 | Iowa State | W | 69-49 |
| J27 | Texas A&M [21] | L | 54-52 |
| J31 | at Texas | L | 67-62 |
| F4 | Oklahoma State | W | 78-63 |
| F10 | Texas A&M [16] | L | 78-68 |
| F12 | Texas | W | 78-58 |
| F17 | Texas Tech | W | 70-67 |
| F21 | Kansas | W | 76-70 |
| F25 | Missouri | W | 72-57 |
| F28 | Baylor [16] | W | 88-61 |
| M7 | 3 - Texas | W | 67-58 |
| M8 | 3 - Baylor [18] | W | 78-64 |
| M10 | 3 - Iowa State | W | 67-60 |
| M17 | 4 - Southeast Mo. State | W | 74-60 |
| M19 | 4 - Marquette [22] | W | 78-47 |
| M25 | 5 - Mississippi | L | 90-82 |

- 1 - Waikiki Beach Marriott Classic, Honolulu
- 2 - at Cox Convention Center, Oklahoma City
- 3 - Big 12 Championship, Oklahoma City
- 4 - NCAA 1st and 2nd Rounds, Austin, Texas
- 5 - NCAA Sweet 16, Dayton, Ohio

| | | | |
|-------------------------------------|--|--|--|
| 2007-08 | | | |
| Record: 22-9, 11-5 Big 12 | | | |
| Home: 11-2, Away: 8-3, Neutral: 3-4 | | | |
| NCAA Second Round | | | |

| | | | |
|-----|-------------------------------|--------|--------|
| N11 | 1 - vs. Maryland [4/4] | L | 76-66 |
| N15 | 2 - vs. Tennessee [1/1] | L | 70-67 |
| N22 | 3 - vs. Arizona State [14/13] | W | 69-57 |
| N23 | 3 - vs. Mississippi State | W | 88-73 |
| N27 | North Texas | W | 79-42 |
| D2 | Arkansas State | W | 93-36 |
| D5 | at Illinois | W | 77-67 |
| D8 | at Tulsa | W | 67-47 |
| D16 | at Michigan State [21/21] | W | 66-55 |
| D20 | Central Arkansas | W | 121-48 |
| D30 | South Carolina | W | 95-63 |
| J9 | at Iowa State | W | 67-64 |
| J12 | at Okla. State [25/24] | L | 82-63 |
| J16 | Nebraska | W | 80-72 |
| J20 | Baylor [6/7] | L | 84-73 |
| J23 | Texas Tech | W | 78-39 |
| J27 | Georgia [17/14] | W | 65-57 |
| J30 | Kansas | W | 67-51 |
| F3 | at Texas [25/25] | W | 74-58 |
| F6 | at Missouri | W | 64-57 |
| F9 | Colorado | W | 82-66 |
| F12 | Texas A&M [20/20] | W | 68-56 |
| F17 | at Baylor [8/8] | L | 79-59 |
| F20 | at Kansas State [15/15] | W | 68-65 |
| F23 | Oklahoma St.[16/17] | W | 81-71 |
| F27 | at Texas Tech | W | 65-55 |
| M2 | Texas | L | 65-50 |
| M6 | at Texas A&M [16/17] | L | 73-59 |
| M11 | 4 - Missouri | L (OT) | 70-64 |
| M23 | 5 - Illinois State | W | 69-61 |
| M25 | 5 - Notre Dame [15] | L (OT) | 79-75 |

- 1 - State Farm Classic (Chapel Hill, N.C.)
- 2 - ESPN Invitational (Tampa, Fla.)
- 3 - Caribbean Challenge (Cancun, Mexico)
- 4 - Big 12 Championship (Kansas City, Mo.)
- 5 - NCAA 1st and 2nd Rounds (W. Lafayette, Ind.)

YEAR-BY-YEAR RESULTS

2008-09

Record: 32-5, 15-1 Big 12
 Home: 16-1, Away: 9-2, Neutral: 7-2
 Big 12 Champions and NCAA Final Four

| | | | |
|-----|--------------------------|---|--------|
| N15 | 1-UC Riverside | W | 88-57 |
| N19 | 1-Middle Tennessee | W | 85-65 |
| N21 | 1-Arizona State [18/17] | W | 70-57 |
| N23 | 1-North Carolina [4/3] | L | 79-80 |
| N26 | Marist | W | 83-57 |
| N30 | at Connecticut [1/1] | L | 106-78 |
| D3 | Creighton | W | 69-49 |
| D7 | at Arkansas State | W | 87-57 |
| D12 | 2-CS-Bakersfield | W | 105-84 |
| D13 | 2-California [9/7] | W | 86-75 |
| D21 | Tulsa | W | 94-42 |
| D30 | at Saint Louis | W | 87-61 |
| J4 | N.C. Central | W | 89-25 |
| J10 | at Nebraska | W | 77-56 |
| J14 | Kansas State [17/14] | W | 64-48 |
| J18 | Texas A&M [8/6] | W | 71-59 |
| J21 | at Colorado | W | 72-58 |
| J25 | Texas [14/16] | W | 89-69 |
| J28 | at Baylor [4/3] | W | 56-51 |
| J31 | Missouri | W | 78-56 |
| F2 | 3-Tennessee [12/15] | W | 80-70 |
| F8 | at Oklahoma State | W | 93-75 |
| F11 | Iowa State [16/20] | W | 58-49 |
| F14 | at Kansas | W | 69-54 |
| F17 | at Texas Tech | W | 80-72 |
| F21 | Baylor [5/5] | W | 66-58 |
| F23 | at Texas A&M [12/14] | L | 57-56 |
| F28 | Oklahoma State | W | 73-63 |
| M4 | Texas Tech | W | 61-49 |
| M8 | at Texas [15/16] | W | 74-62 |
| M13 | 4-Kansas | W | 76-59 |
| M14 | 4-Texas A&M [10/9] | L | 74-62 |
| M22 | 5-(16) Prairie View | W | 76-47 |
| M24 | 5-(9) Georgia Tech | W | 69-50 |
| M29 | 6-(4) Pittsburgh [15/16] | W | 70-59 |
| M31 | 6-(6) Purdue | W | 74-68 |
| A5 | 7-(3) Louisville [7/7] | L | 61-59 |

- 1-Preseason WNIT, Norman, Okla.
- 2-Basketball By the Bay Classic, San Jose, Calif.
- 3-At the Ford Center, Oklahoma City
- 4-Big 12 Championship, Oklahoma City
- 5-NCAA 1st and 2nd Rounds, Iowa City, Iowa
- 6-NCAA Oklahoma City Regional, Ford Center
- 7-NCAA Final Four, Scotttrade Center, St. Louis

2009-10

Record: 27-11, 11-5 Big 12
 Home: 13-3, Away: 8-5, Neutral: 6-3
 NCAA Final Four

| | | | |
|-----|----------------------|--------|--------|
| N13 | Mercer | W | 108-66 |
| N15 | Georgia (21) | L | 62-51 |
| N21 | TCU | W | 74-70 |
| N26 | 1-South Carolina | W | 75-67 |
| N27 | 1-San Diego St. (23) | W | 87-48 |
| N28 | 1-Notre Dame2 (5) | L | 81-71 |
| D3 | UT Arlington | W | 100-67 |
| D5 | Arkansas | W (OT) | 87-86 |
| D9 | Marist | W (OT) | 80-71 |
| D10 | Army | W | 59-46 |
| D20 | Creighton | W | 67-58 |
| D30 | Cal State Fullerton | W | 95-76 |
| J3 | Tennessee (4) | L | 96-75 |
| J9 | Texas Tech | W | 73-58 |
| J13 | Baylor (9) | L | 57-47 |
| J17 | Texas A&M (8) | W | 74-65 |
| J20 | Missouri | W | 62-61 |
| J23 | Kansas | W | 81-69 |
| J27 | Iowa State (22) | L | 63-56 |
| J30 | Texas Tech | W | 70-66 |
| F3 | Texas (17) | L | 75-57 |
| F6 | Oklahoma State (10) | W | 77-66 |
| F10 | Baylor (11) | W (OT) | 62-60 |
| F15 | Connecticut (1) | L | 76-60 |
| F21 | Kansas State | W | 64-58 |
| F24 | Nebraska(3) | L | 80-64 |
| F27 | Texas (14) | W | 75-60 |
| M2 | Texas A&M (15) | L | 78-55 |
| M7 | Oklahoma State (20) | W | 95-62 |
| M12 | 2-Baylor (16) | W | 59-54 |

| | | | |
|-----|---------------------------|--------|-------|
| M13 | 2-Oklahoma State (20) | W | 74-69 |
| M14 | 2-Texas A&M (11) | L | 74-67 |
| M21 | 3-(14) South Dakota State | W | 68-57 |
| M23 | 3-(11) UALR | W | 60-44 |
| M28 | 4-(2) Notre Dame (7) | W (OT) | 77-72 |
| M30 | 4-(4)Kentucky (19) | W | 88-68 |
| A4 | 5-(1) Stanford (2) | L | 73-66 |

- 1-U.S. Virgin Islands Paradise Jam, St. Thomas
- 2-Big 12 Championship, Kansas City
- 3-NCAA First & Second Rounds, Norman, Okla.
- 4-NCAA Regional, Kansas City
- 5-NCAA Women's Final Four, San Antonio

2010-11

Record: 23-12, 10-6 Big 12
 Home: 15-8, Away: 5-8, Neutral: 3-2
 NCAA Sweet 16

| | | | |
|-----|---------------------|--------|--------|
| N13 | at Milwaukee | W | 76-59 |
| N19 | Western Illinois | W | 84-43 |
| N22 | Fresno State | W | 84-66 |
| N26 | 1-UT Pan-American | W | 116-66 |
| N27 | 1-Gardner-Webb | W | 84-75 |
| N28 | 1-Prairie View A&M | W | 78-55 |
| D1 | Sam Houston State | W | 94-45 |
| D5 | at Ohio State | L | 84-95 |
| D8 | Stephen F. Austin | W | 84-75 |
| D12 | New Mexico | W | 63-60 |
| D19 | at Arkansas | L | 57-67 |
| D29 | Arkansas-Pine Bluff | W | 118-52 |
| J2 | at TCU | L | 69-76 |
| J8 | at Nebraska | W | 70-50 |
| J12 | Kansas State | W | 52-45 |
| J16 | at Texas | W (OT) | 71-67 |
| J19 | Texas Tech | W | 71-61 |
| J23 | at Kansas | W | 75-57 |
| J26 | Texas A&M | L | 78-80 |
| J29 | at Oklahoma State | W | 82-77 |
| F2 | at Baylor | L | 70-92 |
| F5 | Iowa State | W | 65-62 |
| F9 | at Texas A&M | L | 71-92 |
| F12 | Missouri | W | 69-47 |
| F14 | at UConn | L | 45-86 |
| F19 | Texas | W | 91-62 |
| F23 | at Colorado | L | 68-73 |
| F27 | Baylor | L | 81-82 |
| M2 | Oklahoma State | L | 81-66 |
| M5 | at Texas Tech | W | 56-61 |
| M9 | 2-vs Texas Tech | W | 71-69 |
| M11 | 2-vs Texas A&M | L | 68-81 |
| M22 | 3-vs Miami | W | 88-83 |
| M26 | 4-vs Notre Dame | L | 53-78 |

- 1 - Basketball Travelers Invitational
- 2 - Big 12 Championship (Kansas City, Mo.)
- 3 - NCAA First/Second Rounds (Charlottesville, Va.)
- 4 - NCAA Regional Semifinal (Dayton, Ohio)

2011-12

Record: 21-13, 11-7 Big 12
 Home: 11-5; Away: 5-7; Neutral: 5-1
 NCAA Second Round

| | | | |
|-----|----------------------|--------|--------|
| N13 | Sacramento State | W | 117-55 |
| N19 | at New Mexico | W | 58-56 |
| N25 | 1-Liberty | W | 76-45 |
| N26 | 1-Vanderbilt | L | 66-78 |
| D4 | Ohio State [18/17] | L | 63-69 |
| D8 | Fresno State | L | 66-69 |
| D11 | Milwaukee | W | 72-50 |
| D18 | 2-Ohio | W | 89-57 |
| D19 | 2-Syracuse | W | 82-63 |
| D20 | 2-Xavier | W | 73-51 |
| D28 | TCU | W | 82-54 |
| J4 | Iowa State | W | 80-51 |
| J8 | Texas A&M [9/8] | L | 58-75 |
| J11 | Texas Tech [10/14] | W | 71-68 |
| J14 | Oklahoma State | L | 63-66 |
| J17 | Kansas State [23/22] | W | 65-57 |
| J21 | Texas | W | 73-67 |
| J26 | Baylor [1/1] | L | 58-89 |
| J28 | Missouri | W | 62-59 |
| J31 | Kansas [NR/25] | W (OT) | 74-68 |
| F4 | Oklahoma State | W | 80-71 |
| F6 | Baylor [1/1] | L | 54-81 |

| | | | |
|-----|----------------------|---|-------|
| F11 | Missouri | W | 64-60 |
| F13 | Connecticut [2/3] | L | 55-73 |
| F15 | Kansas State | W | 68-62 |
| F18 | Iowa State | L | 71-77 |
| F21 | Texas A&M [14/11] | W | 64-55 |
| F25 | Texas | L | 62-87 |
| F29 | Texas Tech | W | 71-62 |
| M4 | Kansas | L | 77-83 |
| M8 | 3-Missouri | W | 64-55 |
| M9 | 3-Texas A&M [22/14] | L | 66-79 |
| M18 | 4-Michigan | W | 88-67 |
| M20 | 4-St. John's [21/14] | L | 70-74 |

- 1 -Vanderbilt Tournament, Nashville, Tenn.
- 2 -Duel in the Desert, Las Vegas, Nev.
- 3 - Big 12 Championship, Kansas City
- 4 - NCAA First and Second Rounds, Norman

2012-13

Record: 24-11, 11-7 Big 12
 Home: 13-4, Away: 6-5, Neutral: 5-2
 NCAA Sweet 16

| | | | |
|-----|-----------------------|---|--------|
| N10 | at Creighton | W | 69-48 |
| N14 | UCLA | L | 80-86 |
| N18 | Saint Louis | W | 68-33 |
| N23 | 1-vs Arkansas | W | 73-70 |
| N24 | 1-vs Oregon | W | 100-61 |
| N25 | 1-at Hawai'i | W | 74-49 |
| N29 | Northwestern State | W | 96-35 |
| D2 | Marist | W | 68-55 |
| D6 | North Texas | W | 71-68 |
| D16 | Vanderbilt | L | 63-76 |
| D20 | UC Riverside | W | 70-46 |
| D29 | Cal State Northridge | W | 79-57 |
| J2 | West Virginia | W | 71-68 |
| J5 | at Texas | W | 78-70 |
| J9 | at TCU | W | 85-79 |
| J12 | Texas Tech | W | 65-55 |
| J15 | at Iowa State | L | 61-82 |
| J19 | Texas | W | 69-56 |
| J26 | at Baylor | L | 65-82 |
| J30 | TCU | W | 74-53 |
| F3 | at West Virginia | L | 63-82 |
| F6 | at Kansas State | W | 74-68 |
| F10 | Oklahoma State | W | 80-61 |
| F14 | Iowa State | L | 68-72 |
| F17 | at Kansas | L | 71-81 |
| F20 | Kansas State | W | 72-57 |
| F23 | at Oklahoma State | L | 62-83 |
| F25 | Baylor | L | 64-86 |
| M2 | Kansas | W | 85-77 |
| M4 | at Texas Tech | W | 77-73 |
| M9 | 2-vs West Virginia | W | 65-64 |
| M10 | 2-vs Iowa State | L | 60-79 |
| M23 | 3-vs Central Michigan | W | 78-73 |
| M25 | 3-vs UCLA | W | 85-72 |
| M31 | 4-vs Tennessee | L | 59-74 |

- 1 - Rainbow Wahine Showdown (Honolulu, Hawaii)
- 2 - Big 12 Championship (Dallas, Texas)
- 3 - NCAA First and Second Rounds (Columbus, Ohio)
- 4 - NCAA Regional (Oklahoma City, Okla.)

2013-14

Record: 18-15, 9-9 Big 12
 Home: 14-5, Away: 4-8, Neutral: 0-2
 NCAA First Round

| | | | |
|-----|------------------|--------|--------|
| N8 | 1-Stetson | W | 78-60 |
| N10 | 1-Wichita State | W | 89-70 |
| N14 | 1-(25) Gonzaga | W | 82-78 |
| N17 | 1-(5) Louisville | L (OT) | 92-97 |
| N20 | UT-Arlington | W | 99-46 |
| N24 | at UCLA | L | 76-82 |
| D1 | Creighton | W | 80-52 |
| D4 | Western Illinois | W | 97-80 |
| D8 | (2) Duke | L | 85-94 |
| D15 | UMES | W | 105-46 |
| D18 | 2-at Fairfield | W | 79-51 |
| D21 | at Marist | L | 69-76 |
| D29 | Samford | W | 66-35 |
| J2 | at Texas Tech | W | 68-38 |
| J5 | (14) Iowa State | L (OT) | 75-82 |
| J8 | at Texas | L (OT) | 74-79 |
| J11 | Kansas State | W | 61-50 |

| | | | |
|-----|-------------------------|---|---------|
| J18 | at West Virginia | L | 63-77 |
| J21 | at (20) Iowa State | W | 75-54 |
| J25 | TCU | W | 63-52 |
| J29 | at Kansas State | L | 78-86 |
| F1 | (11) Oklahoma State | W | 81-74 |
| F3 | (7) Baylor | L | 67-81 |
| F9 | at Kansas | W | 81-71 |
| F13 | (13) West Virginia | L | 75-76 |
| F16 | at (12) Oklahonma State | L | 57-73 |
| F19 | Texas | W | 64-63 |
| F22 | Kansas | W | 64-61 |
| F24 | at (5) Baylor | L | 89-96 |
| M1 | at TCU | L | 67-76 |
| M3 | Texas Tech | W | 87-32 |
| M8 | 3-Texas | L | 72-82 |
| M22 | 4-(23) DePaul | L | 100-104 |

- 1 - Preseason WNIT, Campus Sites (Norman, Okla.)
- 2 - At Webster Bank Arena, Bridgeport, Conn.
- 3 -Big 12 Championship, Chesapeake Energy Arena (Oklahoma City)
- 4 - NCAA First Round, Cameron Indoor Stadium (Durham, N.C.)

2014-15

Record: 21-12, 13-5 Big 12
 Home: 12-1, Away: 4-8, Neutral: 0-2
 NCAA Second Round

| | | | |
|-----|-------------------|--------|--------|
| N14 | Washington | W | 90-80 |
| N18 | Lamar | W | 100-73 |
| N21 | Bradley | W | 104-55 |
| N27 | 1-South Florida | L | 68-83 |
| N28 | 1-Kentucky | L (OT) | 88-92 |
| N29 | 1-Illinois | W(20T) | 78-76 |
| D7 | at North Texas | W | 68-39 |
| D14 | at UALR | L | 62-66 |
| D17 | at (13) Duke | L | 72-92 |
| D21 | 2-Arkansas | W | 64-71 |
| D30 | YALE | L | 71-54 |
| J4 | West Virginia | W | 71-60 |
| J7 | at Kansas | W | 69-57 |
| J10 | at Texas Tech | W | 75-58 |
| J14 | (5) Texas | W | 70-59 |
| J17 | at TCU | W | 97-81 |
| J19 | Oklahoma State | W | 73-54 |
| J24 | Texas Tech | W | 70-64 |
| J29 | at (13) Texas | L (OT) | 81-84 |
| F1 | at West Virginia | L | 69-78 |
| F4 | Iowa State | W | 75-66 |
| F7 | Kansas State | W | 66-58 |
| F11 | at (3) Baylor | L | 89-66 |
| F14 | TCU | W | 77-54 |
| F17 | at Iowa State | L (OT) | 76-84 |
| F21 | at Kansas State | W | 73-64 |
| F25 | (3) Baylor | W | 68-64 |
| F28 | Kansas | L | 58-65 |
| M2 | at Oklahoma State | W | 66-56 |
| M7 | 3 - West Virginia | W | 67-55 |
| M8 | 3 - Texas | L | 46-59 |
| M21 | 4-Quinnipiac | W | 111-84 |
| M23 | 4-(17) Stanford | L | 76-86 |

- 1 - Paradise Jam Tournament (St. Thomas, Virgin Islands)
- 2 - SEC/Big 12 Challenge (Little Rock, Ark.)
- 3 -Big 12 Championship (Dallas, Texas)
- 4 - NCAA First and Second Round, Maples Pavilion (Stanford, Calif.)

► YEAR-BY-YEAR COACHING RECORDS

| Year | Coach | Overall | | | Conference | | | Std. | Postseason |
|--------------|-------------------------|------------|------------|-------------|------------|------------|-------------|------|----------------------------------|
| | | W | L | Pct | W | L | Pct | | |
| 1974-75 | Amy Dahl | 2 | 14 | .125 | - | - | - | | |
| 1975-76 | Cathie Schweitzer | 3 | 14 | .176 | - | - | - | | |
| 1976-77 | Cathie Schweitzer | 4 | 20 | .167 | - | - | - | | |
| 1977-78 | Cathie Schweitzer | 20 | 12 | .625 | - | - | - | | |
| 1978-79 | Doyle Parrack | 13 | 16 | .448 | - | - | - | | |
| 1979-80 | Doyle Parrack | 17 | 16 | .515 | - | - | - | | |
| 1980-81 | Maura McHugh | 21 | 11 | .656 | - | - | - | | |
| 1981-82 | Maura McHugh | 17 | 14 | .548 | - | - | - | | |
| 1982-83 | Maura McHugh | 17 | 11 | .607 | 7 | 7 | .500 | 4th | |
| 1983-84 | Maura McHugh | 22 | 10 | .688 | 8 | 6 | .571 | 3rd | WNIT (1-2) |
| 1984-85 | Maura McHugh | 23 | 7 | .767 | 10 | 4 | .714 | 2nd | |
| 1985-86 | Maura McHugh | 24 | 7 | .774 | 10 | 4 | .714 | 1st | NCAA Sweet 16 (2-1) |
| 1986-87 | Maura McHugh | 18 | 10 | .643 | 6 | 7 | .462 | t5th | |
| 1987-88 | Valerie Goodwin-Colbert | 14 | 13 | .519 | 7 | 7 | .500 | 5th | |
| 1988-89 | Valerie Goodwin-Colbert | 11 | 16 | .407 | 4 | 10 | .286 | 8th | |
| 1989-90 | Valerie Goodwin-Colbert | 7 | 22 | .241 | 2 | 12 | .143 | t7th | |
| 1990-91 | Gary Hudson | 10 | 18 | .357 | 4 | 9 | .308 | 7th | |
| 1991-92 | Gary Hudson | 17 | 12 | .586 | 7 | 7 | .500 | 4th | |
| 1992-93 | Gary Hudson | 12 | 15 | .444 | 6 | 8 | .429 | 6th | |
| 1993-94 | Burl Plunkett | 18 | 12 | .600 | 7 | 7 | .500 | 5th | WNIT Champions (3-0) |
| 1994-95 | Burl Plunkett | 22 | 9 | .710 | 11 | 3 | .786 | 2nd | NCAA Second Round (1-1) |
| 1995-96 | Burl Plunkett | 12 | 15 | .444 | 4 | 10 | .286 | 7th | |
| 1996-97 | Sherri Coale | 5 | 22 | .185 | 1 | 15 | .063 | 12th | |
| 1997-98 | Sherri Coale | 8 | 19 | .296 | 4 | 12 | .250 | 9th | |
| 1998-99 | Sherri Coale | 15 | 14 | .517 | 8 | 8 | .500 | t5th | WNIT Second Round (1-1) |
| 1999-00 | Sherri Coale | 25 | 8 | .758 | 13 | 3 | .813 | 1st | NCAA Sweet 16 (2-1) |
| 2000-01 | Sherri Coale | 28 | 6 | .824 | 15 | 1 | .938 | 1st | NCAA Sweet 16 (2-1) |
| 2001-02 | Sherri Coale | 32 | 4 | .889 | 14 | 2 | .875 | 1st | NCAA Runner-Up (5-1) |
| 2002-03 | Sherri Coale | 19 | 13 | .594 | 9 | 7 | .563 | t5th | NCAA First Round (0-1) |
| 2003-04 | Sherri Coale | 24 | 9 | .727 | 9 | 7 | .563 | 6th | NCAA Second Round (1-1) |
| 2004-05 | Sherri Coale | 17 | 13 | .567 | 8 | 8 | .500 | t6th | NCAA First Round (0-1) |
| 2005-06 | Sherri Coale | 31 | 5 | .861 | 16 | 0 | 1.000 | 1st | NCAA Sweet 16 (2-1) |
| 2006-07 | Sherri Coale | 28 | 5 | .848 | 13 | 3 | .813 | t1st | NCAA Sweet 16 (2-1) |
| 2007-08 | Sherri Coale | 22 | 9 | .710 | 11 | 5 | .688 | t3rd | NCAA Second Round (1-1) |
| 2008-09 | Sherri Coale | 32 | 5 | .865 | 15 | 1 | .938 | 1st | NCAA Final Four (4-1) |
| 2009-10 | Sherri Coale | 27 | 11 | .711 | 11 | 5 | .688 | t2nd | NCAA Final Four (4-1) |
| 2010-11 | Sherri Coale | 23 | 12 | .657 | 10 | 6 | .625 | t3rd | NCAA Sweet 16 (2-1) |
| 2011-12 | Sherri Coale | 21 | 13 | .618 | 11 | 7 | .611 | t2nd | NCAA Second Round (1-1) |
| 2012-13 | Sherri Coale | 24 | 11 | .686 | 11 | 7 | .611 | t2nd | NCAA Sweet 16 (2-1) |
| 2013-14 | Sherri Coale | 18 | 15 | .545 | 9 | 9 | .500 | t5th | NCAA First Round (0-1) |
| 2014-15 | Sherri Coale | 21 | 12 | .636 | 13 | 5 | .722 | 2nd | NCAA Second Round (1-1) |
| TOTAL | 8 Head Coaches | 744 | 500 | .598 | 294 | 212 | .581 | | 21 Postseason Appearances |

► CAREER COACHING RECORDS

| Coach | Seasons | Years | Overall | | PCT | Conference | | |
|-----------------|--------------|-------|---------|-----|------|------------|-----|------|
| | | | W | L | | W | L | PCT |
| Coale | 1997-Present | 19 | 420 | 206 | .671 | 201 | 111 | .644 |
| McHugh | 1981-87 | 7 | 142 | 70 | .670 | 41 | 28 | .594 |
| Plunkett | 1994-96 | 3 | 52 | 36 | .591 | 22 | 20 | .524 |
| Parrack | 1979-80 | 2 | 30 | 32 | .484 | - | - | - |
| Hudson | 1991-93 | 3 | 39 | 45 | .464 | 17 | 24 | .415 |
| Goodwin-Colbert | 1988-90 | 3 | 32 | 51 | .386 | 13 | 29 | .310 |
| Schweitzer | 1976-78 | 3 | 27 | 46 | .370 | - | - | - |
| Dahl | 1975 | 1 | 2 | 14 | .125 | - | - | - |

AWARD WINNERS

ALL-AMERICANS

Associated Press

- 2014 Aaryn Ellenberg, HM
- 2013 Aaryn Ellenberg, HM
- 2011 Danielle Robinson, second team
- 2010 Danielle Robinson, third team
- 2009 Courtney Paris, first team
- Ashley Paris, HM
- Danielle Robinson, HM
- 2008 Courtney Paris, first team
- 2007 Courtney Paris, first team
- 2006 Courtney Paris, first team
- 2002 Stacey Dales, first team
- 2001 Stacey Dales, first team
- 2000 Phylesha Whaley, HM

ESPN.com

- 2009 Courtney Paris, first team
- 2008 Courtney Paris, first team
- 2007 Courtney Paris, first team
- 2006 Courtney Paris, first team

Fast Break

- 1986 Vickie Green, honorable mention

WBCA Coaches

- 2014 Aaryn Ellenberg, HM
- 2011 Danielle Robinson, HM
- 2010 Danielle Robinson, first team
- 2009 Courtney Paris, first team
- 2008 Courtney Paris, first team
- 2007 Courtney Paris, first team
- 2006 Courtney Paris, first team
- 2005 Dionnah Jackson, HM
- 2002 Stacey Dales, first team
- LaNeishea Caufield, HM
- 2001 Stacey Dales, first team
- 2000 Phylesha Whaley, HM

Real Sports Magazine

- 2001 LaNeishea Caufield, first team
- Stacey Dales, third team

USBWA

- 2009 Courtney Paris, first team
- 2008 Courtney Paris, first team
- 2007 Courtney Paris, first team
- 2006 Courtney Paris, first team
- 2002 Stacey Dales, first team
- 2001 Stacey Dales, first team
- 2000 Phylesha Whaley, first team

Women's Basketball Journal

- 2001 Stacey Dales, first team
- 2000 Phylesha Whaley, first team

WBJ Defensive All-American

- 2001 LaNeishea Caufield

WBNS

- 2006 Courtney Paris, first team
- 2002 Stacey Dales, first team
- LaNeishea Caufield, second team
- 2001 Stacey Dales, first team
- LaNeishea Caufield, third team
- 2000 Phylesha Whaley, first team
- 1983 Molly McGuire, second team

Wooden All-American

- 2009 Courtney Paris
- 2008 Courtney Paris
- 2007 Courtney Paris
- 2006 Courtney Paris

Freshman All-American

- 1984 Mandy Miller, second team
- 1999 LaNeishea Caufield, first team

NATIONAL AWARDS

All-America Coach

- 1986 Maura McHugh

AP Coach of the Year

- 2000 Sherri Coale, runner-up

AP Player of the Year

- 2007 Courtney Paris

Honda Sports Award

- 2009 Courtney Paris, finalist

Wooden Cup

- 2005 Dionnah Jackson, finalist

U.N. NGO Positive Peace

- 2011 Sherri Coale and Jan Ross

World Neighbors Dignity Award

- 2012 Sherri Coale and Jan Ross

Naismith Coach of the Year

- 2002 Sherri Coale, finalist
- 2001 Sherri Coale, finalist

Naismith Player of the Year

- 2009 Courtney Paris, finalist
- 2008 Courtney Paris, finalist
- 2007 Courtney Paris, finalist
- 2006 Courtney Paris, finalist
- 2002 Stacey Dales, finalist
- LaNeishea Caufield, finalist

Nancy Lieberman Award

- 2011 Danielle Robinson, finalist
- 2010 Danielle Robinson, finalist
- 2009 Danielle Robinson, finalist

NCAA Oklahoma Woman of the Year

- 2002 Stacey Dales
- 2000 Phylesha Whaley
- 1997 Jenny Bramer

NCAA Woman of the Year

- 2000 Phylesha Whaley, finalist

USBWA Freshman/Year

- 2006 Courtney Paris

Wade Trophy

- 2010 Danielle Robinson, finalist
- 2009 Courtney Paris, finalist
- 2008 Courtney Paris, finalist
- 2007 Courtney Paris, finalist
- 2006 Courtney Paris, finalist
- 1983 Molly McGuire, finalist

WBCA Administrator/Year

- 2002 Marita Hynes, Associate AD/SWA

WBCA All-Star Challenge

- 2005 Dionnah Jackson
- 2002 Stacey Dales*
- LaNeishea Caufield*

WBCA AllState Good Works

- 2013 Whitney Hand

WBCA/ESPN 3-Point Contest

- 2002 Rosalind Ross

WBCA Coach of the Year

- 2006 Sherri Coale, finalist

WBCA Carol Eckman Award

- 2013 Jan Ross
- WBCA Robin Roberts

Sports Communication Scholarship

- 2002 Stacey Dales

WBNS All-Freshman Team

- 2006 Courtney Paris

WBNS Defensive Player/Year

- 2002 LaNeishea Caufield
- 2001 LaNeishea Caufield
- WBNS Freshman of the Year
- 2006 Courtney Paris

WBNS Most Underrated

- 2006 Leah Rush

Women's Wooden Award

- 2009 Courtney Paris, finalist
- 2008 Courtney Paris, finalist
- 2007 Courtney Paris, finalist
- 2006 Courtney Paris, finalist

WBCA Player of the Month

- 2009 Courtney Paris Dec.
- 2007 Courtney Paris Dec., Feb., March
- 2006 Courtney Paris Dec., March

REGIONAL HONORS

WBCA District V Team

- 2014 Aaryn Ellenberg
- 2011 Danielle Robinson
- 2010 Danielle Robinson
- 2009 Courtney Paris
- 2008 Courtney Paris
- 2007 Courtney Paris
- 2006 Courtney Paris
- 2005 Dionnah Jackson
- 2002 Stacey Dales, LaNeishea Caufield
- 2001 Stacey Dales
- 2000 Phylesha Whaley
- 1988 Jo Mosley
- 1987 LaTrenda Phillips
- 1985 Jacquetta Hurley
- 1983 Molly McGuire

WBCA District V Coach

- 2009 Sherri Coale
- 2006 Sherri Coale
- 2001 Sherri Coale
- 2000 Sherri Coale
- 1986 Maura McHugh

ALL-CONFERENCE

First Team

- 2015, Peyton Little, So.
- 2014 Aaryn Ellenberg, Sr.
- 2013 Aaryn Ellenberg, Jr.
- 2012 Aaryn Ellenberg, So.
- Whitney Hand, Jr.
- 2011 Danielle Robinson, Sr.
- 2010 Danielle Robinson, Jr.
- Amanda Thompson, Sr.
- 2009 Ashley Paris, Sr.
- Courtney Paris, Sr.
- Danielle Robinson, So.
- 2008 Courtney Paris, Jr.
- 2007 Courtney Paris, So.
- 2006 Courtney Paris, Fr.
- 2005 Dionnah Jackson, Sr.
- 2002 Stacey Dales, Sr.
- 2001 Stacey Dales, Jr.
- 2000 Phylesha Whaley, Sr.
- 1999 Phylesha Whaley, Jr.
- 1998 Phylesha Whaley, So.
- 1996 Pam Pennon, Sr.
- 1990 Tami Rogers, Sr.
- 1989 Jo Mosley, Sr.
- 1987 LaTrenda Phillips, Sr.
- 1986 Jacquetta Hurley, Sr.
- LaTrenda Phillips, Jr.
- 1985 Jacquetta Hurley, Jr.
- Vickie Green, Jr.
- LaTrenda Phillips, So.
- 1983 Molly McGuire, Sr.

Second Team

- 2015 Gloya Carter, So.
- Kaylon Williams, Jr.
- 2014 Morgan Hook, Sr.
- 2013 Joanna McFarland, Sr.
- 2010 Nyeshia Stevenson, Sr.
- 2006 Leah Rush, Jr.
- 2005 Leah Rush, So.
- 2004 Dionnah Jackson, Jr.
- Maria Villarroel, Sr.
- 2003 Dionnah Jackson, So.
- Chelsi Welch, Fr.
- 2002 LaNeishea Caufield, Sr.
- 2001 Caton Hill, So.
- LaNeishea Caufield, Jr.
- 2000 LaNeishea Caufield, So.
- Stacey Dales, So.
- 1995 Pam Pennon, Jr.
- Mandy Wade, Sr.
- 1994 Angi Guffy, Jr.
- Etta Maytubby, So.
- 1993 Angi Guffy, So.
- 1992 Carin Stites, Sr.
- 1991 Carin Stites, Jr.
- 1989 Erika Notzke, Sr.
- 1988 Jo Mosley, Jr.
- 1986 Vickie Green, Sr.
- 1984 Lynn McCurdy, Sr.

Third Team

- 2002 Caton Hill, Jr.
- Rosalind Ross, Sr.

Honorable Mention

- 2015 Sharane Campbell-Olds, Sr.
- 2014 Sharane Campbell, Jr.
- Nicole Griffin, Sr.
- 2013 Nicole Griffin, Jr.
- Morgan Hook, Jr.
- 2011 Aaryn Ellenberg, Fr.
- 2009 Whitney Hand, Fr.
- 2008 Ashley Paris, Jr.
- Danielle Robinson, Fr.
- 2007 Erin Higgins, Sr.
- Leah Rush, Sr.

- Chelsi Welch, Sr.
- 2006 Britney Brown, Jr.
- Erin Higgins, Jr.
- Chelsi Welch, Jr.
- 2004 Caton Hill, Sr.
- 1999 LaNeishea Caufield, Fr.
- Stacey Dales, Fr.
- 1997 Phylesha Whaley, Fr.
- 1996 LaNae Jones, Sr.
- 1995 Angi Guffy, Sr.
- Etta Maytubby, Jr.
- 1992 Angi Guffy, Fr.
- 1988 Margaret McKeon, So.
- 1986 Lisa Allison, Jr.
- Viki Streets, Sr.
- 1985 Lisa Allison, So.
- 1983 Lynn McCurdy, Jr.

Player of the Year

- 2009 Courtney Paris, Sr.
- 2008 Courtney Paris, Jr.
- 2007 Courtney Paris, So.
- 2002 Stacey Dales, Sr.
- 2001 Stacey Dales, Jr.
- 2000 Phylesha Whaley, Sr.
- 1983 Molly McGuire, Sr.

Newcomer of the Year

- 2015 Peyton Little, So.
- 2013 Portia Durrett, Jr.*
- 1996 Yolanda Anderson, Jr.
- *Co-newcomer of the year

Coach of the Year

- 2009 Sherri Coale
- 2006 Sherri Coale
- 2001 Sherri Coale
- 2000 Sherri Coale

Sportswoman of the Year

- 2009 Ashley Paris

Defensive Player of the Year

- 2008 Courtney Paris, Jr.
- 2007 Courtney Paris, So.
- 2006 co-Courtney Paris, Fr.

All-Defensive Team

- 2014 Sharane Campbell, Sr.
- 2011 Aaryn Ellenberg, Fr.
- 2010 Danielle Robinson, Jr.
- 2009 Courtney Paris, Sr.
- Danielle Robinson, So.
- 2008 Courtney Paris, Jr.
- Danielle Robinson, Fr.
- 2007 Courtney Paris, So.
- 2006 Courtney Paris, Fr.

Freshman of the Year

- 2015 Gabbi Ortiz
- 2009 Whitney Hand
- 2008 Danielle Robinson
- 2006 Courtney Paris
- 2003 Chelsi Welch
- 1999 LaNeishea Caufield

Sixth Man Award

- 2012 Sharane Campbell
- 2009 Nyeshia Stevenson

All-Freshman Team

- 2015 Gabbi Ortiz
- 2012 Sharane Campbell
- 2011 Aaryn Ellenberg
- 2009 Whitney Hand
- 2008 Danielle Robinson
- 2007 Amanda Thompson
- 2006 Courtney Paris

All-Tournament Team

| | |
|------|--|
| 2012 | Whitney Hand |
| 2011 | Danielle Robinson |
| 2010 | Danielle Robinson Amanda Thompson |
| 2009 | Courtney Paris |
| 2007 | Courtney Paris, MVP Jenna Plumley, Leah Rush |
| 2006 | Courtney Paris, MVP Erin Higgins |
| 2004 | Dionnah Jackson, MVP Maria Villarroel, Caton Hill |
| 2002 | Stacey Dales MVP Dionnah Jackson |
| 2001 | Stacey Dales, Rosalind Ross |
| 1995 | Mandy Wade |
| 1993 | Angi Guffy |
| 1992 | Angi Guffy |
| 1990 | Erin Alexander |
| 1986 | Vickie Green |
| 1985 | Jacquetta Hurley |
| 1982 | Molly McGuire, Ladanah Sanders |
| 1981 | Erin Schreiber, second team |
| 1980 | Molly McGuire |
| 1978 | Joyce Parker |

Big 12 All-Stars

| | |
|------|-------------------|
| 2003 | Chelsi Welch |
| 2001 | LaNeisha Caufield |
| 2000 | Phylesha Whaley |

Player of the Week

| | | |
|------|-----------------------------------|-------------------------|
| 2015 | Gioya Carter | 1/5 |
| 2014 | Aaryn Ellenberg | 11/18 |
| | Morgan Hook | 2/24 |
| 2013 | Aaryn Ellenberg | 12/27 |
| | Sharane Campbell | 1/7 |
| | Nicole Griffin | 2/11 |
| 2012 | Aaryn Ellenberg | 1/23 |
| | Morgan Hook | 12/26 |
| 2011 | Danielle Robinson | 11/15, 1/17, 1/31 |
| 2010 | Amanda Thompson | 1/4 |
| 2009 | Ashley Paris | 11/24, 1/19 |
| | Courtney Paris | 2/23 |
| | Nyeshia Stevenson | 12/15 |
| 2008 | Courtney Paris | 12/4, 2/11 |
| | Amanda Thompson | 12/17 |
| 2007 | Courtney Paris | 11/19, 12/31, 2/4, 2/25 |
| 2006 | Courtney Paris | 1/3, 1/30, 2/6 |
| 2005 | Dionnah Jackson | 12/6, 2/14 |
| 2003 | Dionnah Jackson | 1/27 |
| 2002 | Stacey Dales | 12/3 |
| | LaNeisha Caufield | 12/10 |
| 2001 | Stacey Dales | 1/15, 2/19 |
| | Caton Hill | 1/2 |
| 2000 | Phylesha Whaley | 1/24, 2/7 |
| 1999 | Phylesha Whaley | 2/8, 2/15 |
| 1998 | Phylesha Whaley | 2/15, 1/19, 2/16 |
| 1995 | Pam Pennon Mandy Wade | |
| 1994 | Etta Maytubby | |
| 1993 | Angi Guffy | |
| 1992 | Sheri Black Carin Stites | |
| 1991 | Carin Stites | |
| 1990 | Tami Rogers | |
| 1989 | Erika Notzke | |
| 1988 | Jo Mosley | |
| | Margaret McKeon | |
| 1987 | Lisa Allison LaTrenda Phillips | |
| 1986 | Lisa Allison Vickie Green | |
| 1985 | Jacquetta Hurley (twice) | |
| 1984 | Lynn McCurdy Toni Eldridge | |

Big 12 Rookie of the Week

| | | |
|------|-------------------|---|
| 2015 | Gabbi Ortiz | 1/9, 2/19 |
| 2012 | Sharane Campbell | 12/19, 1/23, 2/6 |
| | DaShawn Harden | 11/15 |
| 2011 | Aaryn Ellenberg | 12/6, 1/10, 1/24, 3/7 |
| 2009 | Whitney Hand | 12/2, 1/12, 2/9 |
| 2008 | Danielle Robinson | 11/19, 11/26, 12/10, 1/28 |
| 2007 | Jenna Plumley | 2/17 |
| 2006 | Courtney Paris | 11/21, 11/28, 1/3, 1/16, 1/23, 2/13, 2/20, 2/27, 3/3 |
| 2004 | Leah Rush | 1/12 |
| | Erin Higgins | 2/16 |
| 2003 | Laura Andrews | 1/27 |
| | Maria Villarroel | 12/2 |
| | Theresa Jantzen | 2/10 |
| 2001 | Rosalind Ross | 1/22 |
| 1999 | LaNeisha Caufield | 11/30, 12/14, 1/18, 2/15 |
| 1997 | Phylesha Whaley | 1/6, 1/20 |

NATIONAL TEAMS

Junior World University Games

| | |
|------|---|
| 2001 | Sherril Coale (assistant coach, bronze) |
|------|---|

Olympic Games

| | |
|------|-----------------------|
| 2000 | Stacey Dales (Canada) |
|------|-----------------------|

Senior National Team

| | |
|------|----------------|
| 2008 | Courtney Paris |
| 2007 | Courtney Paris |

Junior National Team

| | |
|------|-----------------------------|
| 2004 | Courtney Paris (gold medal) |
| 1992 | Etta Maytubby |

Junior National Team Trials

| | |
|------|----------------|
| 2004 | Ashley Paris |
| 2004 | Courtney Paris |

Pan American Games

| | |
|------|----------------------|
| 1999 | Stacey Dales, Canada |
|------|----------------------|

R. Williams Jones Cup Trial

| | |
|------|-------------------|
| 2000 | LaNeisha Caufield |
|------|-------------------|

U.S. Olympic Festival

| | |
|------|------------|
| 1989 | Kelli Epps |
|------|------------|

USA U19 World Championship

| | |
|------|-----------------------------|
| 2015 | Gabbi Ortiz (gold medal) |
| 2005 | Courtney Paris (gold medal) |

USA U19 World Championship Team Trials

| | |
|------|-------------------|
| 2011 | Aaryn Ellenberg |
| 2007 | Danielle Robinson |

USA U20 World Championship

| | |
|------|-----------------------------|
| 2006 | Courtney Paris (gold medal) |
|------|-----------------------------|

USA U20 World Championship Team Trials

| | |
|------|---|
| 2006 | Ashley Paris Courtney Paris Amanda Thompson |
|------|---|

USA U21 World Championship

| | |
|------|----------------|
| 2007 | Courtney Paris |
|------|----------------|

USA U21 World Championship Team Trials

| | |
|------|--------------------------------|
| 2007 | Ashley Paris Courtney Paris |
|------|--------------------------------|

World University Games

| | |
|------|--|
| 2013 | Sherril Coale, head coach Aaryn Ellenberg |
| 2009 | Danielle Robinson |
| 2003 | Chelsi Welch |
| 2001 | Caton Hill |

World University Games Trials

| | |
|------|-----------------------------------|
| 2013 | Aaryn Ellenberg |
| 2009 | Danielle Robinson Whitney Hand |
| 2005 | Leah Rush |
| 2001 | LaNeisha Caufield Caton Hill |
| 1999 | LaNeisha Caufield |

Youth Development Camps

| | |
|------|----------------------------|
| 2004 | Ashley Paris (West Team) |
| 2004 | Courtney Paris (West Team) |

TOURNAMENT HONORS

Final Four All-Tournament Team

| | |
|------|-----------------------------|
| 2010 | Danielle Robinson |
| 2002 | Stacey Dales, Rosalind Ross |

WNIT All-Tournament Team

| | |
|------|--------------|
| 1984 | Lynn McCurdy |
|------|--------------|

NCAA Regional All-Tournament

| | |
|------|--|
| 2011 | Danielle Robinson |
| 2010 | Danielle Robinson Nyeshia Stevenson, MOP Amanda Thompson |
| 2009 | Courtney Paris, MOP Whitney Hand Danielle Robinson |
| 2007 | Courtney Paris |
| 2006 | Courtney Paris |
| 2002 | Stacey Dales, MVP LaNeisha Caufield Caton Hill |

ACADEMIC AWARDS

CoSIDA Academic Team Member of the Year

(for all NCAA Division I sports)

| | |
|------|--------------|
| 2002 | Stacey Dales |
|------|--------------|

CoSIDA Academic All-America

| | | |
|------|-------------------|-------------------|
| 2011 | Danielle Robinson | Second Team |
| 2004 | Caton Hill | Third Team |
| 2003 | Theresa Jantzen | First Team |
| 2002 | Stacey Dales | First Team |
| 2001 | Stacey Dales | Second Team |
| 1990 | Tami Rogers | Honorable Mention |
| 1986 | Lisa Allison | Honorable Mention |

CoSIDA Academic All-District

| | | |
|------|---|--|
| 2013 | Whitney Hand | First Team |
| 2012 | Whitney Hand | First Team |
| 2011 | Danielle Robinson Joanna McFarland | First Team Second Team |
| 2009 | Danielle Robinson | First Team |
| 2008 | Ashley Paris | First Team |
| 2006 | Erin Higgins Leah Rush Chelsi Welch | First Team Second Team Second Team |
| 2004 | Caton Hill | |
| 2003 | Theresa Jantzen | |
| 2002 | Caton Hill Stacey Dales | |
| 2001 | Stacey Dales | |
| 1990 | Tami Rogers | |
| 1986 | Lisa Allison | |

Academic All-Conference

| | | |
|------|-----------------------|-------------|
| 2015 | Sharane Campbell-Olds | First Team |
| | Nicole Kornet | First Team |
| | Maddie Manning | First Team |
| | Derica Wyatt | First Team |
| | T'ona Edwards | Second Team |
| | Peyton Little | Second Team |
| | Whitney Ritchie | Second Team |
| 2014 | Nicole Griffin | First Team |
| | Morgan Hook | First Team |
| | Nicole Kornet | Second Team |
| 2013 | Sharane Campbell | First Team |
| | Nicole Griffin | First Team |
| | Whitney Hand | First Team |
| | Jasmine Hartman | First Team |
| | Joanna McFarland | First Team |
| 2012 | Whitney Hand | First Team |
| | Joanna McFarland | First Team |
| 2011 | Whitney Hand | First Team |
| | Jasmine Hartman | First Team |
| | Joanna McFarland* | First Team |
| | Danielle Robinson | First Team |
| | Lauren Willis | First Team |
| | Carlee Roethlisberger | Second Team |
| 2010 | Danielle Robinson | First Team |
| | Jasmine Hartman | Second Team |
| | Amanda Thompson | Second Team |
| | Lauren Willis | Second Team |
| 2009 | Rose Hammond | First Team |
| | Ashley Paris | First Team |
| | Danielle Robinson | First Team |
| | Amanda Thompson | First Team |
| | Carolyn Winchester | First Team |
| | Courtney Paris | Second Team |
| 2008 | Ashley Paris | First Team |
| | Courtney Paris | Second Team |
| 2007 | Erin Higgins | First Team |
| | Leah Rush | First Team |
| | Ashley Paris* | First Team |
| | Chelsi Welch* | First Team |
| | Kendra Moore | Second Team |
| 2006 | Laura Andrews | Second Team |
| | Erin Higgins | First Team |
| | Kendra Moore | Second Team |
| | Beky Preston | First Team |

| | | |
|------|--|-------------|
| | Leah Rush | Second Team |
| | Krista Sanchez | First Team |
| | Chelsi Welch | First Team |
| 2005 | Laura Andrews | First Team |
| | Erin Higgins | Second Team |
| | Beky Preston | First Team |
| | Leah Rush | Second Team |
| | Krista Sanchez | Second Team |
| | Lauren Shoush | First Team |
| | A. Wadsworth | First Team |
| | Chelsi Welch | First Team |
| 2004 | Laura Andrews | Second Team |
| | Erin Higgins | Second Team |
| | Caton Hill | First Team |
| | Lauren Shoush | First Team |
| | A. Wadsworth | First Team |
| 2003 | Stephanie Luce | First Team |
| | T. Schuknecht | First Team |
| | Kate Scott | First Team |
| | Lauren Shoush | First Team |
| | Stephanie Simon | First Team |
| | A. Wadsworth | First Team |
| 2002 | Jen Cunningham | First Team |
| | Stacey Dales | First Team |
| | Caton Hill | First Team |
| | Stephanie Luce | First Team |
| | Kate Scott | First Team |
| | Shannon Selmon | First Team |
| | Stephanie Simon | First Team |
| | Jamie Talbert | First Team |
| 2001 | Jen Cunningham | First Team |
| | Stacey Dales | First Team |
| | Caton Hill | First Team |
| | Shannon Selmon | First Team |
| | Desiree Taylor | First Team |
| 2000 | Jen Cunningham | First Team |
| | Stacey Dales | First Team |
| | Shannon Selmon | First Team |
| | Desiree Taylor | First Team |
| | Phylesha Whaley | First Team |
| 1999 | LaNeisha Caufield | First Team |
| | Jennifer Cunningham | First Team |
| | Stacey Dales | First Team |
| | Sunny Hardeman | HM |
| | Desiree Taylor | First Team |
| | Michele Workman | First Team |
| 1998 | Shonika Breedlove | First Team |
| | Sunny Hardeman | First Team |
| | Roxanne Long | First Team |
| | Desiree Taylor | First Team |
| | Kelley Workman | First Team |
| | Michele Workman | HM |
| 1997 | Jenny Brayer | First Team |
| | Shonika Breedlove | First Team |
| | Shontell Brown | First Team |
| | Suzanne Kern | HM |
| | Roxanne Long | First Team |
| | Phylesha Whaley | First Team |
| | Michele Workman | First Team |
| 1996 | Roxanne Long | |
| 1995 | Sheri Black Angi Guffy LaNae Jones Sharee Mitchum | |
| 1994 | Sheri Black Angi Guffy | |
| 1993 | Angi Guffy | |
| 1992 | Amanda Hopkins | |
| 1990 | Tami Rogers | |
| 1989 | Tami Rogers | |
| 1988 | Lee Brock | |
| 1987 | Lisa Allison | |
| 1986 | Lisa Allison | |
| 1985 | Lisa Allison | |

A

Terri Adams, 1980
 Angie Alexander, 1989-92
 Lisa Allison, 1984-87
 Jaimie Anderson, 1998-99
 Yolanda Anderson, 1996
 Laura Andrews, 2003-06
 Julie Arrington, 1975-76

B

Robyn Barkett, 1976
 Mollie Barnes, 1975
 Cathy Bassett, 1990-91
 Toni Bayouth, 1976
 Dawn Beachler, 1990
 Ardath Beers, 1982-84
 Lisa Bittle, 1982
 Sheri Black, 1992-95
 Jana Brady, 1978
 Jenny Bramer, 1997
 Shonika Breedlove, 1997-98
 Emily Britt, 2000-01
 Lee Brock, 1985-88
 Beth Brown, 1989
 Britney Brown, 2004-07
 Shontell Brown, 1997-98

C

Julie Callan, 1986-87
 Sharane Campbell-Olds, 2012-15
 Toni Campbell, 1987-88
Gioya Carter, 2014-15
 Lindsey Casey, 2002
 La'Neishea Caufield, 1999-2002
 Jelena Cerina, 2011-12
 Dinah Christian, 1978
 Debbie Clark, 1975-76
 Lyndsey Cloman, 2010-11
 Nikki Corcoran, 1993-96
 Karen Coutts, 1979
 Debbie Copp (Manager), 1975
 Jennifer Cunningham, 1999-2001

D

Stacey Dales, 1998-02
 Barbie Daugherty, 1980
 Lorna Derby-Goodnoh, 1977, 79
 Sandy Douglas-Hetherington, 1981-83
 Marla Duncan, 1990-91
 Tara Dunn, 2013
 Portia Durrett, 2013-14

E

T'ona Edwards, 2014-15
 Toni Eldridge, 1983-84
 Aaryn Ellenberg, 2011-14
 Kelli Epps, 1988-92

F

Janet Fajen, 1978-79
 Jackie Farley, 1975
 Shirley Fisher, 1983-85
 Leslie Flemons, 1994-95
 Cindy Foor, 1976
 Gale Frazier, 1977
 Janet Freeman-Southard, 1979-82
 Cecilia French, 1990-91

G

Janet Gabriel, 1981
 Cathy Gerdes, 1982
 Felisha Gibbs, 2014
 Jamie Graves, 1993-94
 Vickie Green, 1985-86
 Susan Gregg, 1979
 Nicole Griffin, 2011-14
 Angi Guffy, 1992-95

H

Jennifer Hajek, 1995-97
 Shannon Hallahan, 1990-91
 Rose Hammond, 2007-09
 Whitney Hand, 2009-13
 Kris Hanson, 1989-90
 Sunny Hardeman, 1998-01
 DaShawn Harden, 2012
 Danielle Harper, 1997
 Jasmine Hartman, 2009-11, 13
 Amy Hightower, 1992-94
 Erin Higgins, 2003-07
 Caton Hill, 2000-04
 Kelly Hill, 1984-85
 Kari Holder, 1982-83
 Morgan Hook, 2011-14
 Amanda Hopkins, 1992
 Jacquetta Hurley, 1983-86

I

Kelli Inman, 1996-97
 Dale Ivey, 1987-88

J

Dionnah Jackson, 2002-05
 Sherri Jackson, 1976
 Terry James, 1977
 Jacqueline Jeffcoat, 2011-12
 Cara Jenkins-Gresham, 1991
 Jana Jobe, 1975
 Barbara Johnson, 1979
 Lori Johnson, 1991
 Kim Jones, 1976
 LaNae Jones, 1993-96

K

Suzanne Kern, 1996
 Olive Kehnemund, 1978
Shaya Kellogg, 2014-15
 Nicole Kornet, 2013-15
 Zuzana Krumlova, 1998-99

L

Cindy Ladner, 1977
 Cheri LaDue, 1980
 Kelly Lam, 2005
 Mary Lane, 1977, 1979
 Mary Larchey, 1975
 Gail Lashley, 1980
 Crystal Lawson, 1993-94
 Pam Lewis, 1977
 Bonnie Little, 1976
Peyton Little, 2015
 Roxanne Long, 1994, 1996-98
 Stephanie Luce, 2001-03

M

Maddie Manning, 2013-2015
 Terry Marcum, 1978
 Rhonda Matzke, 1990-91
 Jamie Mayer, 2000
 Etta Maytubby, 1993-96
 Vickie McCann, 1978
 Lynn McCurdy, 1981-84
 Joanna McFarland, 2010-13
 Molly McGuire, 1980-83
 Margaret McKeon, 1987-88
 Mandy Miller, 1984-85
 Sharee Mitchum, 1992-95
 Mildred Montgomery, 1976
 Marta Moorman, 1978-79
 Kendra Moore, 2004-07
 Karen Morrison, 1980-81
 Kodi Morrison, 2010-11
 Jo Mosley, 1986-89
 Brenda Mullins, 1977
 Kerri Mulry, 1990

N

Shelly Neeley, 1986-89
 Erika Notzke, 1986-89

O

Abi Olajuwon, 2007-10
 Tina Ogden, 1988-89
 Jennifer Ogle, 1982-83

Gabbi Ortiz, 2015

P

Cay Papagolos, 1975
 Ashley Paris, 2006-09
 Courtney Paris, 2006-09
 Joyce Parker, 1978-81
 Sandra Parker, 1977
 Carla Pearson, 1980-83
 Pam Pennon, 1995-96
Vionise Pierre-Louis, 2015
 Jamie Phillips, 1995-97
 LaTrenda Phillips, 1984-87
 Cynthia Pickens, 1984-85
 Jenna Plumley, 2007-08
 Dana Posey, 1989-91
 Beky Preston, 2003-06

R

Teresa Ray, 1978, 1980-81
 Melissa Richie, 1992-95
 Whitney Ritchie, 2015
 Alice Roach, 1975
 Danielle Robinson, 2008-11
 Carlee Roethlisberger, 2008-11
 Tami Rogers, 1987, 1989-90
 Rosalind Ross, 2001-02
 Leah Rush, 2004-07
 Laura Rushing, 1987-90

S

Krista Sanchez, 2004-07
 Ladanah Sanders, 1980-83
 Lori Schenk, 1996
 Erin Schreiber, 1981
 Theresa Jantzen, 2003
 Kate Scott, 2001-03
 Jadrea Seeley, 2000-01
 Shannon Selmon, 1999-2002
 Debbie Sheppard, 1977
 Lauren Shoush, 2002-05
 Stephanie Simon, 2001-03
 Robin Smith, 1990-91
 Susan Smith, 1977
 Miranda Stacy, 1997-99
 Nyeshia Stevenson, 2007-10
 Carin Stites, 1991-92
 Jo Stottsberry, 1976
 Viki Streets, 1985-86
 Vee Sutton, 1976
 Dee Dee Swan, 1982

T

Jamie Talbert, 2001-02
 Desiree Taylor, 1998-01
 Tina Taylor, 1996-97
 Shelly Thomas, 1975
 Amanda Thompson, 2007-10
McKenna Treece, 2015
 Annette Tucker, 1978
 Bonita Turner, 1981-84

V

Misty Van Curen, 1993-95
 Maria Villarroel, 2003-04
 Jenny Vining, 2008

W

Mandy Wade, 1992-95
 Antoinette Wadsworth, 2003-05
 Nola Wainohu, 1999
 Casey Walker, 2003-05
 Elissa Walker, 1990-92
 Shelley Waller, 1980-83
 Lisa Watson, 1978
 Sharon Webster, 1990-91
 Chelsi Welch, 2003-07
 Michelle West, 1986
 Phylesha Whaley, 1997-00
 Janet Whitehorse, 1976-77
 Susan Whitehorse, 1976-77
 LaDawn Whitlock, 1978
 Eden Williams 2013
Kaylon Williams, 2012-15
LaNesia Williams, 2015
 Lauren Willis, 2008-11
 Terry Willis, 1984-88
 Carolyn Winchester, 2006-09
 Kelley Workman, 1996-99
 Michele Workman, 1996-99
Derica Wyatt, 2014-15

Z

Pam Zachary, 1987-88
 Katherine Zander, 2012

Bold denotes returning letterwinners.

ARKANSAS (5)

Nyeshia Stevenson (Little Rock)
Jenny Vining (Marshall)
Felisha Gibbs (Parkin)
Morgan Hook (Rogers)
Krista Sanchez (Springdale)

CALIFORNIA (7)

Shannon Hallahan (Fremont)
Toni Eldridge (Cerritos)
Abi Olajuwon (Los Angeles)
Ashley Paris (Piedmont)
Courtney Paris (Piedmont)
Danielle Robinson (San Jose)
Lee Brock (Ventura)

COLORADO (2)

Dee Dee Swan (Arvada)
Shontell Brown (Denver)

FLORIDA (1)

Katherine Zander (Orange Park)

GEORGIA (1)

Ijeoma Odimgbe (Savannah)

KANSAS (8)

Shelly Neeley (Dighton)
Connie Bodine (Derby)
Joanna McFarland (Derby)
Jamie Talbert (Elkhart)
Kate Scott (Kansas City)
DaShawn Harden (Olathe)
Lauren Willis (Overland Park)
Rhonda Matzke (Silver Lake)

KENTUCKY (1)

Portia Durrett (Louisville)

ILLINOIS (1)

Amanda Thompson (Chicago)

IOWA (3)

Maddie Manning (Ankeny)
Shaya Kellogg (Ames)
Bonnie Little (Marshalltown)

MINNESOTA (1)

Cathy Bassett (Sanborn)

MISSOURI (5)

Lisa Allison (Carthage)
Dionnah Jackson (St. Louis)
Carla Pearson (St. Louis)
Robin Smith (Troy)
McKenna Treece (St. Peters)

MONTANA (1)

Elissa Walker (Great Falls)

NEBRASKA (1)

Jenny Bramer (Omaha)

NEVADA (1)

Aaryn Ellenberg (Las Vegas)

NEW MEXICO (3)

Cecilia Harge (Albuquerque)
Beky Preston (Albuquerque)
Kari Holder (Los Alamos)

NEW YORK (3)

Sherri Willis (Queens)
Margaret McKeon (New York City)
Kris Hanson (Yorkshire)

OHIO (1)

Carlee Roethlisberger (Findlay)

OKLAHOMA (133)

LaNeishea Caulfield (Ada)
Caton Hill (Ada)
Carin Stites (Adair)
Leslie Flemons (Altus)
Robyn Barkett (Alva)
Lori Johnson (Anadarko)
Kendra Moore (Ardmore)
Dana Posey (Ardmore)
Ladanah Sanders (Asher)
Kelli Epps (Bartlesville)
Viki Streets (Bartlesville)
Nikki Corcoran (Bethel)
Jadrea Seeley (Bethel)
Andath Beers (Bixby)
Lisa Bittle (Bixby)
Mary Larchey (Brahman)
Angye Tilley (Bristow)
Mandy Miller (Broken Arrow)
LaDawn Whitlock (Byng)
Deborah Clark (Catoosa)
Kelley Workman (Chickasha)
Michele Workman (Chickasha)
Dinah Christian (Choctaw)
Laura Rushing (Claremore)
Toni Bayouth (Cleveland)
Stephanie Simon (Clinton)
Joyce Parker (Colbert)
Bonita Turner (Colbert)
Sherri Jackson (Collinsville)
Sheri Black (Dale)
Pam Lewis (Dale)
Lorna Derby-Goodnoh (Del City)
Etta Maytubby (Del City)
Saundra Parker (Del City)
Rose Hammond (Depew)
Barbara Johnson (Duncan)
Pam Pennon (Eagletown)
Cindy Ladner (Eldorado)
Jamie Mayer (Elk City)
Janet Whitehorse (Elgin)
Susan Whitehorse (Elgin)
Olive Kehnemund (Enid)
Mary Lane (Fairfax)
Jacquetta Hurley (Fox)
Cynthia Pickens (Graham)
Janet Fajen (Guymon)
Susan Gregg (Harrah)
Jana Brady (Healdton)
Jennifer Hajek (Hennessey)
Barbie Daugherty (Holdenville)
Stephanie McGhee (Howe)
Melissa Richie (Jay)
Suzanne Kern (Jenks)
Crystal Lawson (Jenks)
Karen Morrison (Jenks)
Erin Schrieber (Jenks)
J'Anna Williams (Jenks)
Gail Lashley (Keota)
LaTrenda Phillips (Lawton)
Erika Notzke (Lawton)
Michelle West (Lawton)
Terry Willis (Lawton)
Vicki McCann (Lindsay)
Julie Callan (Lombard)
Gioya Carter (Midwest City)
Cay Papagolos (Midwest City)
Sharon Webster (Midwest City)
Kaylon Williams (Midwest City)
Dawn Bleacher (Moore)
Sandy Heatherington (Moore)
Jana Jobe (Moore)
Kim Jones (Moore)
Susan Smith (Moore)
Janet Freeman-Southard (Moore)
Shonika Breedlove (Muskogee)

Sharee Mitchum (Muskogee)

Karen Couts (Mustang)
Debbie Sheppard (Mustang)
Misty Van Curen (Mustang)
Annette Tucker (Noble)
Britney Brown (Norman)
Cindy Foor (Norman)
Sunny Hardeman (Norman)
Terry Marcum (Norman)
Rhona Ray (Norman)
Teresa Ray (Norman)
Shannon Selmon (Norman)
Shirley Fisher (Oklahoma City)
Gail Frazier (Oklahoma City)
Cara Jenkins-Gresham (Oklahoma City)
Erin Higgins (Oklahoma City)
Jacquetta Hurley (Oklahoma City)
Jo Mosley (Oklahoma City)
Lauren Shoush (Oklahoma City)
Whitney Ritchie (Oklahoma City)
Shelly Thomas (Oklahoma City)
LaNeisa Williams (Oklahoma City)
Yakini Wilson (Oklahoma City)
Shelley Waller (Okmulgee)
Alice Roach (Owasso)
Leslie Core (Pawhuska)
Molly McGuire (Pawhuska)
Lisa Watson (Pernell)
Amy Hightower (Piedmont)
Jamie Graves (Ponca City)
Mildred Montgomery (Poteau)
Jo Stottsberry (Poteau)
Malisa Daniel (Prague)
Angie Alexander (Preston)
Lynn McCurdy (Purcell)
Kris Mullins (Purcell)
Jenna Plumley (Red Rock)
Mandy Wade (Ringling)
Angi Guffy (Ringwood)
Kelli Inman (Ringwood)
Beth Brown (Sallisaw)
Jamie Phillips (Sallisaw)
Pam Zachary (Sapulpa)
Mollie Barnes (Schulter)
Kodi Morrison (Seminole)
Terri Adams (Sharon)
Sharane Campbell (Spencer)
Tona Edwards (Spencer)
Jenny Ogle (Tahlequah)
Terry James (Talihina)
Jackie Farley (Tipton)
Marta Moorman (Tonkawa)
Stephaine Chandler (Tulsa)
Miranda Stacy (Tulsa)
Vee Sutton (Tulsa)
Sandy Douglas (Tuttle)
Tina Taylor (Vian)
Laura Andrews (Washington)
Carolyn Winchester (Washington)
Kelly Hill (Washington)
Lori Schenk (Watonga)
Amanda Hopkins (Woodward)
Tina Ogden (Woodward)

OREGON (1)

Roxanne Long (Corvallis)

PENNSYLVANIA (2)

Toni Campbell (Philadelphia)
Janet Gabriel (Sayre)

SOUTH CAROLINA (1)

Yolanda Anderson (Lincolnton)

SOUTH DAKOTA (1)

Kendra Panther (Rapid City)

TEXAS (24)

Peyton Little (Abilene)
Leah Rush (Amarillo)
Eden Williams (Amarillo)
Dale Ivey (Brookshire)
Julie Arrington (Canadian)
Vickie Green (Dallas)
Cherie LaDue (Dallas)
Whitney Hand (Fort Worth)
Antoinette Wadsworth (Grand Prairie)
Emily Britt (Granbury)
Cathy Gerdes (Houston)
Jasmine Hartman (Houston)
Casey Walker (Houston)
LaNae Jones (Kaufman)
Nicole Kornet (Lantana)
Tammy Rogers (Mont Belvieu)
Chelsi Welch (Plainview)
Jacqueline Jeffcoat (Plano)
Stephanie Sammons (Plano)
Tara Dunn (Poth)
Desiree Taylor (Richardson)
Lyndsey Cloman (San Antonio)
Phylesha Whaley (Slaton)
Stephanie Luce (Southlake)

TENNESSEE (1)

Derica Wyatt (Brentwood)

WISCONSIN (5)

Kerri Mulry (Combined Locks)
Marla Duncan (Milwaukee)
Nicole Griffin (Milwaukee)
Kelly Lam (Milwaukee)
Rosaling Ross (Milwaukee)
Gabbi Ortiz (Racine)

FOREIGN BORN

AUSTRALIA

Jamie Anderson (Epping, Victoria)

CANADA (3)

Stacey Dales (Brockville, Ontario)
Jennifer Cunningham (Kingston, Ont.)
Theresa Jantzen (Medicine Hat, Alb.)

CZECH REPUBLIC

Zuzana Krumlova (Prague)

HAITI

Vionise Pierre-Louis

NEW ZEALAND

Nola Wainohu (Hamilton)

PUERTO RICO

Gileysa Penzo (Guaynabo)

SERBIA

Jelena Cerina (Vrsac)

VENEZUELA

Maria Villarroel (Margarita)

Alphabetized by Hometown

ALL-TIME ROSTERS

2014-15

| | | | | | |
|----|-----------------------|---|------|------|----------------------|
| 0 | Vionese Pierre-Louis | C | 6-4 | Fr. | Lake Worth, Fla. |
| 1 | Nicole Kornet | G | 6-1 | Jr. | Lantana, Texas |
| 2 | Tona Edwards | G | 5-5 | So. | Spencer, Okla. |
| 10 | Peyton Little | G | 5-11 | RSo. | Abilene, Texas |
| 11 | Derica Wyatt | G | 5-10 | So. | Brentwood, Tenn. |
| 12 | Gileysa Penzo | G | 5-9 | Fr. | Guaynabo, P.R. |
| 13 | Whitney Ritchie | G | 5-8 | Sr. | Oklahoma City, Okla. |
| 21 | Gabbi Ortiz | G | 5-9 | Fr. | Racine, Wis. |
| 22 | Shaya Kellogg | F | 6-2 | So. | Ames, Iowa |
| 23 | Maddie Manning | G | 6-2 | RSO. | Ankeny, Iowa |
| 24 | Sharane Campbell-Olds | G | 5-10 | Sr. | Spencer, Okla. |
| 25 | Gioya Carter | G | 5-9 | So. | Midwest City, Okla. |
| 30 | McKenna Treece | C | 6-4 | Fr. | St. Peters, Mo. |
| 32 | LaNesia Williams | G | 5-7 | Fr. | Oklahoma City, Okla. |
| 42 | Kaylon Williams | F | 6-3 | RSO. | Midwest City, Okla. |

2013-14

| | | | | | |
|----|------------------|---|------|------|---------------------|
| 1 | Nicole Kornet | G | 6-1 | So. | Lantana, Texas |
| 2 | Tona Edwards | G | 5-5 | Fr. | Spencer, Okla. |
| 3 | Aaryn Ellenberg | G | 5-7 | Sr. | Las Vegas, Nev. |
| 4 | Nicole Griffin | C | 6-6 | Sr. | Milwaukee, Wis. |
| 10 | Morgan Hook | G | 5-10 | Sr. | Lowell, Ark. |
| 11 | Derica Wyatt | G | 5-10 | Fr. | Brentwood, Tenn. |
| 22 | Shaya Kellogg | F | 6-2 | Fr. | Ames, Iowa |
| 23 | Maddie Manning | G | 6-2 | RFr. | Ankeny, Iowa |
| 24 | Sharane Campbell | G | 5-10 | So. | Spencer, Okla. |
| 25 | Gioya Carter | G | 5-9 | Fr. | Midwest City, Okla. |
| 30 | Peyton Little | G | 5-11 | So. | Abilene, Texas |
| 31 | Portia Durrett | F | 6-1 | Sr. | Louisville, Ky. |
| 42 | Kaylon Williams | F | 6-3 | RSO. | Midwest City, Okla. |
| 43 | Felisha Gibbs | F | 6-2 | Fr. | Parkin, Ark. |

2012-13

| | | | | | |
|----|------------------|-----|------|------|---------------------|
| 1 | Nicole Kornet | G | 6-1 | Fr. | Lantana, Texas |
| 3 | Aaryn Ellenberg | G | 5-7 | Jr. | Las Vegas, Nev. |
| 4 | Nicole Griffin | C | 6-6 | Jr. | Milwaukee, Wis. |
| 10 | Morgan Hook | G | 5-10 | Jr. | Lowell, Ark. |
| 23 | Maddie Manning | G | 6-2 | Fr. | Ankeny, Iowa |
| 24 | Sharane Campbell | G | 5-10 | So. | Spencer, Okla. |
| 25 | Whitney Hand | G | 6-1 | RSr. | Fort Worth, Texas |
| 31 | Portia Durrett | F | 6-1 | Jr. | Louisville, Ky. |
| 33 | Eden Williams | G | 5-3 | RSO. | Amarillo, Texas |
| 42 | Kaylon Williams | F | 6-3 | So. | Midwest City, Okla. |
| 43 | Tara Dunn | F | 6-2 | RFr. | Poth, Texas |
| 44 | Lyndsey Cloman | C | 6-3 | RJr. | San Antonio, Texas |
| 45 | Jasmine Hartman | G | 5-10 | RSr. | Houston, Texas |
| 53 | Joanna McFarland | F/C | 6-3 | Sr. | Derby, Kan. |

2011-12

| | | | | | |
|----|---------------------|-----|------|----------|---------------------|
| 3 | Aaryn Ellenberg | G | 5-7 | So. | Las Vegas, Nev. |
| 4 | Nicole Griffin | C | 6-6 | So. | Milwaukee, Wis. |
| 10 | Morgan Hook | G | 5-10 | So. | Lowell, Ark. |
| 12 | Jelena Cerina | C | 6-5 | Sr. | Vrsac, Serbia |
| 20 | Katherine Zander | F | 6-4 | Fr. | Orange Park, Fla. |
| 22 | DaShawn Harden | G | 5-9 | Fr. | Olathe, Kan. |
| 24 | Sharane Campbell | G | 5-10 | Fr. | Spencer, Okla. |
| 25 | Whitney Hand | G | 6-1 | Jr. (RS) | Fort Worth, Texas |
| 34 | Jacqueline Jeffcoat | F | 6-2 | So. | Plano, Texas |
| 42 | Kaylon Williams | F | 6-3 | Fr. | Midwest City, Okla. |
| 44 | Lyndsey Cloman | F/C | 6-3 | Jr. | San Antonio, Texas |
| 45 | Jasmine Hartman | G | 5-10 | Sr. | Houston, Texas |
| 53 | Joanna McFarland | F/C | 6-3 | Jr. | Derby, Kan. |

2010-11

| | | | | | |
|----|-----------------------|-----|------|----------|---------------------|
| 3 | Aaryn Ellenberg | G | 5-7 | Fr. | Las Vegas, Nev. |
| 4 | Nicole Griffin | C | 6-6 | Fr. | Milwaukee, Wis. |
| 10 | Carlee Roethlisberger | F | 6-1 | Sr. | Findlay, Ohio |
| 12 | Jelena Cerina | C | 6-5 | Jr. | Vrsac, Serbia |
| 13 | Danielle Robinson | G | 5-9 | Sr. | San Jose, Calif. |
| 14 | Lauren Willis | G | 5-11 | Sr. | Overland Park, Kan. |
| 22 | Morgan Hook | G | 5-10 | Fr. | Lowell, Ark. |
| 25 | Whitney Hand | G | 6-1 | So. (RS) | Fort Worth, Texas |
| 31 | Kodi Morrison | G | 5-8 | So. | Seminole, Okla. |
| 34 | Jacqueline Jeffcoat | F/C | 6-2 | Fr. | Plano, Texas |
| 44 | Lyndsey Cloman | F/C | 6-3 | So. | San Antonio, Texas |
| 45 | Jasmine Hartman | G | 5-10 | Jr. | Houston, Texas |
| 53 | Joanna McFarland | F/C | 6-3 | So. | Derby, Kan. |

2009-10

| | | | | | |
|----|-----------------------|-----|------|-----|---------------------|
| 1 | Nyeshia Stevenson | F | 5-9 | Sr. | Little Rock, Ark |
| 10 | Carlee Roethlisberger | F | 6-1 | Jr. | Findlay, Ohio |
| 13 | Danielle Robinson | G | 5-9 | Jr. | San Jose, Calif. |
| 14 | Lauren Willis | G | 5-11 | Jr. | Overland Park, Kan. |
| 21 | Amanda Thompson | F | 6-0 | Sr. | Chicago, Ill. |
| 25 | Whitney Hand | G | 6-1 | So. | Fort Worth, Texas |
| 31 | Kodi Morrison | G | 5-8 | Fr. | Varnum, Okla. |
| 34 | Abi Olajuwon | C | 6-4 | Sr. | Los Angeles, Calif. |
| 44 | Lyndsey Cloman | C | 6-2 | Fr. | San Antonio, Texas |
| 45 | Jasmine Hartman | G | 5-11 | So. | Houston, Texas |
| 53 | Joanna McFarland | F/C | 6-3 | Fr. | Derby, Kan. |

2008-09

| | | | | | |
|----|-----------------------|-----|------|-----|---------------------|
| 1 | Nyeshia Stevenson | F | 5-9 | Jr. | Little Rock, Ark |
| 3 | Courtney Paris | C | 6-4 | Sr. | Piedmont, Calif. |
| 4 | Abi Olajuwon | C | 6-4 | Jr. | Los Angeles, Calif. |
| 5 | Ashley Paris | F | 6-3 | Sr. | Piedmont, Calif. |
| 10 | Carlee Roethlisberger | F | 6-1 | So. | Findlay, Ohio |
| 13 | Danielle Robinson | G | 5-9 | So. | San Jose, Calif. |
| 14 | Lauren Willis | G | 5-11 | So. | Overland Park, Kan. |
| 15 | Carolyn Winchester | F/C | 5-11 | Sr. | Washington, Okla. |
| 21 | Amanda Thompson | F | 6-0 | Jr. | Chicago, Ill. |
| 25 | Whitney Hand | G | 6-1 | Fr. | Fort Worth, Texas |
| 31 | Rose Hammond | G | 5-9 | Jr. | Depew, Okla. |
| 45 | Jasmine Hartman | G | 5-11 | Fr. | Houston, Texas |
| 53 | Jenny Vining | G | 5-9 | So. | Marshall, Ark. |

2007-08

| | | | | | |
|----|-----------------------|-----|------|-----|---------------------|
| 1 | Nyeshia Stevenson | F | 5-9 | So. | Little Rock, Ark |
| 2 | Jenny Vining | G | 5-9 | Fr. | Marshall, Ark. |
| 3 | Courtney Paris | C | 6-4 | Jr. | Piedmont, Calif. |
| 4 | Abi Olajuwon | C | 6-4 | So. | Los Angeles, Calif. |
| 5 | Ashley Paris | F/C | 6-3 | Jr. | Piedmont, Calif. |
| 10 | Carlee Roethlisberger | F | 6-1 | Fr. | Findlay, Ohio |
| 11 | Jenna Plumley | G | 5-9 | So. | Red Rock, Okla. |
| 13 | Danielle Robinson | G | 5-9 | Fr. | San Jose, Calif. |
| 14 | Lauren Willis | G | 5-11 | Fr. | Overland Park, Kan. |
| 15 | Carolyn Winchester | F/C | 5-11 | Jr. | Washington, Okla. |
| 21 | Amanda Thompson | F | 6-0 | So. | Chicago, Ill. |
| 31 | Rose Hammond | G | 5-9 | So. | Depew, Okla. |

2006-07

| | | | | | |
|----|--------------------|----|------|-----|---------------------|
| 1 | Nyeshia Stevenson | F | 5-9 | Fr. | Little Rock, Ark. |
| 3 | Courtney Paris | C | 6-4 | So. | Piedmont, Calif. |
| 4 | Abi Olajuwon | C | 6-3 | Fr. | Los Angeles, Calif. |
| 5 | Ashley Paris | F | 6-3 | So. | Piedmont, Calif. |
| 11 | Jenna Plumley | PG | 5-4 | Fr. | Red Rock, Okla. |
| 15 | Carolyn Winchester | F | 5-11 | So. | Washington, Okla. |
| 20 | Kendra Moore | PG | 5-5 | Sr. | Ardmore, Okla. |
| 21 | Amanda Thompson | F | 6-0 | Fr. | Chicago, Ill. |
| 22 | Chelsi Welch | G | 5-9 | Sr. | Plainview, Texas |
| 24 | Leah Rush | F | 6-1 | Sr. | Amarillo, Texas |
| 31 | Rose Hammond | G | 5-9 | Fr. | Depew, Okla. |
| 32 | Krista Sanchez | F | 6-1 | Sr. | Springdale, Ark. |
| 33 | Britney Brown | PG | 5-8 | Sr. | Norman, Okla. |
| 34 | Erin Higgins | G | 5-9 | Sr. | Oklahoma City |

2005-06

| | | | | | |
|----|--------------------|-----|------|-----|-------------------|
| 3 | Courtney Paris | C | 6-4 | Fr. | Piedmont, Calif. |
| 5 | Ashley Paris | C/F | 6-3 | Fr. | Piedmont, Calif. |
| 11 | Laura Andrews | G/F | 6-3 | Sr. | Washington, Okla. |
| 14 | Beky Preston | C | 6-3 | Sr. | Albuquerque, N.M. |
| 15 | Carolyn Winchester | F | 5-11 | Fr. | Washington, Okla. |
| 20 | Kendra Moore | G | 5-5 | Jr. | Ardmore, Okla. |
| 22 | Chelsi Welch | G | 5-9 | Jr. | Plainview, Texas |
| 24 | Leah Rush | F | 6-1 | Jr. | Amarillo, Texas |
| 32 | Krista Sanchez | F | 6-1 | Jr. | Springdale, Ark. |
| 33 | Britney Brown | G | 5-8 | Jr. | Norman, Okla. |
| 34 | Erin Higgins | G | 5-9 | Jr. | Oklahoma City |

2004-05

| | | | | | |
|----|----------------------|-----|------|-----|----------------------|
| 0 | Chelsi Welch | G | 5-9 | So. | Plainview, Texas |
| 11 | Laura Andrews | G/F | 6-0 | Jr. | Washington, Okla. |
| 12 | Lauren Shoush | G | 5-11 | Sr. | Oklahoma City |
| 14 | Beky Preston | C | 6-3 | Jr. | Albuquerque, N.M. |
| 15 | Kelly Lam | C | 6-3 | Fr. | Milwaukee, Wis. |
| 20 | Kendra Moore | G | 5-5 | So. | Ardmore, Okla. |
| 24 | Leah Rush | F | 6-1 | So. | Amarillo, Texas |
| 31 | Antoinette Wadsworth | F | 5-11 | Fr. | Grand Prairie, Texas |
| 32 | Krista Sanchez | F | 6-1 | So. | Springdale, Ark. |
| 33 | Britney Brown | G | 5-8 | So. | Norman, Okla. |
| 34 | Erin Higgins | G | 5-9 | So. | Oklahoma City |
| 35 | Dionnah Jackson | G | 5-9 | Sr. | St. Louis, Mo. |
| 50 | Casey Walker | C | 6-3 | So. | Houston, Texas |

2003-04

| | | | | | |
|----|----------------------|---|------|-----|----------------------|
| 0 | Chelsi Welch | G | 5-9 | So. | Plainview, Texas |
| 5 | Maria Villarroel | G | 5-8 | Sr. | Margarita, Venezuela |
| 10 | Caton Hill | F | 6-1 | Sr. | Ada, Okla. |
| 11 | Laura Andrews | G | 6-0 | So. | Washington, Okla. |
| 12 | Lauren Shoush | G | 5-11 | Jr. | Oklahoma City |
| 14 | Beky Preston | C | 6-3 | So. | Albuquerque, N.M. |
| 20 | Kendra Moore | G | 5-5 | Fr. | Ardmore, Okla. |
| 24 | Leah Rush | F | 6-1 | Fr. | Amarillo, Texas |
| 31 | Antoinette Wadsworth | F | 5-11 | So. | Grand Prairie, Texas |
| 32 | Krista Sanchez | F | 6-1 | Fr. | Springdale, Ark. |
| 33 | Britney Brown | G | 5-8 | Fr. | Norman, Okla. |
| 34 | Erin Higgins | G | 5-9 | Fr. | Oklahoma City |
| 35 | Dionnah Jackson | G | 5-9 | Jr. | St. Louis, Mo. |
| 50 | Casey Walker | C | 6-3 | Fr. | Houston, Texas |

2002-03

| | | | | | |
|----|----------------------|-----|------|--------|-----------------------|
| 0 | Chelsi Welch | G | 5-9 | Fr. | Plainview, Texas |
| 4 | Stephanie Luce | G | 5-6 | So. | Southlake, Texas |
| 5 | Maria Villarroel | G | 5-8 | Jr.-TF | Margarita, Venezuela |
| 10 | Caton Hill | F | 6-1 | Jr. | Ada, Okla. |
| 11 | Stephanie Simon | G | 6-0 | Jr. | Clinton, Okla. |
| 12 | Lauren Shoush | G | 5-11 | Fr. | Oklahoma City |
| 14 | Beky Preston | C | 6-3 | Fr. | Albuquerque, N.M. |
| 22 | Theresa Jantzen | F/C | 6-3 | Jr. | Medicine Hat, Alberta |
| 31 | Antoinette Wadsworth | G/F | 5-11 | Fr. | Grand Prairie, Texas |
| 32 | Laura Andrews | G/F | 6-0 | Fr. | Washington, Okla. |
| 34 | Erin Higgins | G | 5-9 | Fr. | Oklahoma City |
| 35 | Dionnah Jackson | G | 5-9 | Fr. | St. Louis, Mo. |
| 50 | Casey Walker | C | 6-3 | Fr. | Houston, Texas |
| 51 | Kate Scott | G | 5-10 | Jr. | Kansas City, Kan. |

2001-02

| | | | | | |
|----|----------------------|-----|------|-----|-----------------------|
| 4 | Stephanie Luce | G | 5-6 | So. | Southlake, Texas |
| 10 | Caton Hill | F | 6-1 | Jr. | Ada, Okla. |
| 11 | Stephanie Simon | G | 6-0 | Jr. | Clinton, Okla. |
| 12 | Lauren Shoush | G | 5-11 | Fr. | Oklahoma City |
| 15 | Jennifer Cunningham | C | 6-3 | Sr. | Kingston, Ontario |
| 20 | LaNeisha Gaudfield | G | 5-9 | Sr. | Ada, Okla. |
| 21 | Stacey Dales | G | 6-0 | Jr. | Brockville, Ontario |
| 22 | Theresa Jantzen | F/C | 6-3 | Jr. | Medicine Hat, Alberta |
| 31 | Antoinette Wadsworth | G/F | 5-11 | Fr. | Grand Prairie, Texas |
| 33 | Rosalind Ross | G | 5-9 | Sr. | Milwaukee, Wis. |
| 35 | Dionnah Jackson | G | 5-9 | Fr. | St. Louis, Mo. |
| 40 | Shannon Selmon | F | 6-1 | Sr. | Norman, Okla. |
| 42 | Lindsey Casey | F | 6-1 | Fr. | Longview, Texas |
| 45 | Jamie Talbert | F | 6-2 | Sr. | Elkhart, Kan. |
| 51 | Kate Scott | G | 5-10 | Jr. | Kansas City, Kan. |

2000-01

| | | | | | |
|----|---------------------|---|------|-----|---------------------|
| 00 | Desiree Taylor | F | 6-1 | Sr. | Richardson, Texas |
| 10 | Caton Hill | F | 6-1 | So. | Ada, Okla. |
| 11 | Stephanie Simon | G | 6-0 | So. | Clinton, Okla. |
| 13 | Sunny Hardeman | G | 5-7 | Sr. | Norman, Okla. |
| 14 | Stephanie Luce | G | 5-6 | Fr. | Southlake, Texas |
| 15 | Jennifer Cunningham | C | 6-3 | Jr. | Kingston, Ontario |
| 20 | LaNeisha Gaudfield | G | 5-9 | Jr. | Ada, Okla. |
| 21 | Stacey Dales | G | 6-0 | Jr. | Brockville, Ontario |
| 23 | Jadrea Seeley | G | 6-1 | So. | Bethel, Okla. |
| 32 | Emily Britt | F | 6-0 | So. | Granbury, Texas |
| 33 | Rosalind Ross | G | 5-9 | Jr. | Milwaukee, Wis. |
| 40 | Shannon Selmon | F | 6-1 | Jr. | Norman, Okla. |
| 45 | Jamie Talbert | F | 6-2 | Jr. | Elkhart, Kan. |
| 51 | Kate Scott | G | 5-10 | So. | Kansas City, Kan. |

1999-00

| | | | | | |
|----|---------------------|-----|------|-----|---------------------|
| 00 | Desiree Taylor | F | 6-1 | Jr. | Richardson, Texas |
| 4 | Jessica Rhoten | F/C | 6-3 | Jr. | Enid, Okla. |
| 10 | Caton Hill | F | 6-1 | Fr. | Ada, Okla. |
| 11 | Stephanie Simon | G | 6-0 | Fr. | Clinton, Okla. |
| 12 | Angey Tilley | G | 5-9 | Fr. | Bristow, Okla. |
| 13 | Sunny Hardeman | G | 5-7 | Jr. | Norman, Okla. |
| 15 | Jennifer Cunningham | C | 6-3 | So. | Kingston, Ontario |
| 20 | LaNeisha Gaudfield | G | 5-9 | So. | Ada, Okla. |
| 21 | Stacey Dales | G | 6-0 | So. | Brockville, Ontario |
| 23 | Jadrea Seeley | G | 6-2 | Fr. | Bethel, Okla. |
| 32 | Emily Britt | F | 6-0 | Fr. | Granbury, Texas |
| 33 | Kate Scott | F | 5-10 | Fr. | Overland Park, Kan. |
| 34 | Phylesha Whaley | F | 5-10 | Sr. | Slaton, Texas |
| 40 | Shannon Selmon | F | 6-1 | So. | Norman, Okla. |
| 43 | Jamie Mayer | G | 5-9 | Fr. | Elk City, Okla. |

1998-99

| | | | | | |
|----|---------------------|---|------|-----|---------------------|
| 00 | Desiree Taylor | F | 6-1 | So. | Richardson, Texas |
| 11 | Miranda Stacy | F | 5-8 | Jr. | Tulsa, Okla. |
| 13 | Sunny Hardeman | G | 5-7 | So. | Norman, Okla. |
| 14 | Jamie Anderson | C | 6-3 | Sr. | Epping, Australia |
| 15 | Jennifer Cunningham | C | 6-3 | Fr. | Kingston, Ontario |
| 20 | LaNeisha Gaudfield | G | 5-9 | Fr. | Ada, Okla. |
| 21 | Stacey Dales | G | 6-0 | Fr. | Brockville, Ontario |
| 22 | Michele Workman | F | 5-11 | Sr. | Chickasha, Okla. |
| 2 | | | | | |

1992-93

| | | | | | |
|----|-----------------|-----|------|-----|-------------------|
| 11 | Melissa Richie | G | 5-8 | So. | Jay, Okla. |
| 13 | Mandy Wade | C | 6-3 | So. | Ringling, Okla. |
| 14 | Crystal Lawson | G | 5-8 | Fr. | Jenks, Okla. |
| 20 | Nikki Corcoran | G/F | 5-10 | Fr. | Bethel, Okla. |
| 21 | LaNae Jones | C | 6-5 | Fr. | Kaufman, Texas |
| 23 | Jamie Graves | G | 5-8 | Jr. | Ponca City, Okla. |
| 24 | Sharee Mitchum | G/F | 5-10 | So. | Muskogee, Okla. |
| 25 | Amy Hightower | F | 5-10 | So. | Piedmont, Okla. |
| 31 | Leslie Flemons | F | 6-1 | Fr. | Altus, Okla. |
| 32 | Etta Maytubby | F | 5-11 | So. | Del City, Okla. |
| 33 | Misty Van Curen | G | 5-8 | Fr. | Mustang, Okla. |
| 40 | J'Anna Williams | C | 6-2 | Fr. | Jenks, Okla. |
| 43 | Sheri Black | F | 6-0 | So. | Dale, Okla. |
| 44 | Angi Guffy | F | 6-2 | So. | Ringwood, Okla. |

1991-92

| | | | | | |
|----|-----------------|---|------|-----|---------------------|
| 11 | Melissa Richie | F | 5-7 | Fr. | Jay, Okla. |
| 13 | Mandy Wade | F | 6-3 | Fr. | Ringling, Okla. |
| 20 | Amanda Hopkins | G | 5-8 | Jr. | Woodward, Okla. |
| 22 | Angie Alexander | G | 5-11 | Sr. | Preston, Okla. |
| 23 | Carin Stites | G | 5-9 | Sr. | Adair, Okla. |
| 24 | Sharee Mitchum | F | 5-10 | Fr. | Muskogee, Okla. |
| 25 | Amy Hightower | G | 5-10 | Fr. | Piedmont, Okla. |
| 30 | Elissa Walker | F | 6-1 | Sr. | Great Falls, Mont. |
| 32 | Sharon Webster | F | 6-0 | Jr. | Midwest City, Okla. |
| 34 | Yakini Wilson | G | 5-8 | Fr. | Oklahoma City |
| 40 | Kelli Epps | F | 5-11 | Sr. | Bartlesville, Okla. |
| 43 | Sheri Black | F | 6-0 | Fr. | Dale, Okla. |
| 44 | Angi Guffy | F | 6-2 | Fr. | Ringwood, Okla. |
| 55 | Connie Bodine | F | 5-11 | Fr. | Derby, Kan. |

1990-91

| | | | | | |
|----|----------------------|-----|------|-----|---------------------|
| 10 | Cecilia Harge | F | 5-10 | So. | Albuquerque, N.M. |
| 31 | Cara Jenkins-Gresham | G | 5-4 | Fr. | Oklahoma City |
| 20 | Amanda Hopkins | G | 5-7 | Jr. | Woodward, Okla. |
| 22 | Angie Alexander | G/F | 5-11 | Jr. | Preston, Okla. |
| 23 | Robin Smith | G | 5-9 | So. | Troy, Mo. |
| 24 | Dana Posey | G | 5-7 | Jr. | Ardmore, Okla. |
| 30 | Elissa Walker | F | 6-1 | Jr. | Great Falls, Mont. |
| 31 | Lori Johnson | G | 5-8 | So. | Anadarko, Okla. |
| 32 | Sharon Webster | F | 6-0 | So. | Midwest City, Okla. |
| 33 | Rhonda Matzke | G | 5-8 | So. | Silver Lake, Kan. |
| 34 | Kris Hanson | F/C | 6-2 | Jr. | Yorkshire, N.Y. |
| 40 | Kelli Epps | G/F | 5-11 | Jr. | Bartlesville, Okla. |
| 43 | Carin Stites | G | 5-9 | Jr. | Adair, Okla. |
| 44 | Marla Duncan | F | 5-10 | Sr. | Milwaukee, Wis. |
| 50 | Cathy Bassett | F | 6-0 | Sr. | Sanborn, Minn. |
| 53 | Shannon Hallahan | C | 6-2 | So. | Fremont, Calif. |

1989-90

| | | | | | |
|----|------------------|-----|------|-----|----------------------|
| 00 | Shannon Hallahan | C | 6-2 | Fr. | Fremont, Calif. |
| 12 | Laura Rushing | G | 5-8 | Sr. | Claremore, Okla. |
| 13 | Dawn Bleacher | F | 5-10 | Fr. | Moore, Okla. |
| 21 | Cathy Bassett | F | 6-0 | Jr. | Sanborn, Minn. |
| 22 | Angie Alexander | G/F | 5-11 | So. | Preston, Okla. |
| 23 | Robin Smith | G | 5-9 | Fr. | Troy, Mo. |
| 24 | Dana Posey | G | 5-7 | So. | Ardmore, Okla. |
| 30 | Elissa Walker | F | 6-1 | So. | Great Falls, Mont. |
| 32 | Sharon Webster | F | 6-0 | Fr. | Midwest City, Okla. |
| 33 | Rhonda Matzke | G | 5-8 | Fr. | Silver Lake, Kan. |
| 34 | Kris Hanson | F/C | 6-2 | So. | Yorkshire, N.Y. |
| 40 | Kelli Epps | G/F | 5-11 | Jr. | Bartlesville, Okla. |
| 42 | Tami Rogers | F/G | 5-9 | Sr. | Mont Belvieu, Texas |
| 43 | Kerri Mulry | F | 6-1 | Sr. | Combined Locks, Wis. |
| 44 | Marla Duncan | F | 5-10 | Jr. | Milwaukee, Wis. |

1988-89

| | | | | | |
|----|-------------------|---|------|-----|---------------------|
| 3 | Stephanie Sammons | G | 5-4 | Fr. | Plano, Texas |
| 10 | Beth Brown | G | 5-5 | So. | Sallisaw, Okla. |
| 12 | Laura Rushing | G | 5-8 | Jr. | Claremore, Okla. |
| 21 | Lori Johnson | G | 5-6 | Fr. | Anadarko, Okla. |
| 22 | Angie Alexander | G | 5-11 | Fr. | Preston, Okla. |
| 23 | Shelly Neeley | G | 5-8 | Sr. | Dighton, Kan. |
| 24 | Dana Posey | G | 5-9 | Fr. | Ardmore, Okla. |
| 32 | Erika Notzke | C | 6-3 | Sr. | Lawton, Okla. |
| 33 | Jo Mosley | F | 6-0 | Sr. | Oklahoma City |
| 34 | Kris Hanson | C | 6-2 | Fr. | Yorkshire, N.Y. |
| 35 | Tina Ogden | F | 5-11 | So. | Woodward, Okla. |
| 40 | Kelli Epps | G | 5-9 | So. | Bartlesville, Okla. |
| 42 | Tami Rogers | G | 5-9 | Jr. | Mont Belvieu, Texas |

1987-88

| | | | | | |
|----|-----------------|-----|------|-----|---------------------|
| 3 | Toni Campbell | G | 5-6 | So. | Philadelphia, Pa. |
| 10 | Pam Zachary | G | 5-6 | Jr. | Sapulpa, Okla. |
| 12 | Laura Rushing | G | 5-9 | So. | Claremore, Okla. |
| 14 | Margaret McKeon | G | 5-7 | So. | New York City, N.Y. |
| 21 | Terry Willis | F | 6-1 | Sr. | Lawton, Okla. |
| 22 | Lee Brock | G | 5-8 | Sr. | Ventura, Calif. |
| 23 | Shelly Neeley | G | 5-8 | Jr. | Dighton, Kan. |
| 32 | Erika Notzke | C | 6-3 | Jr. | Lawton, Okla. |
| 33 | Jo Mosley | F | 6-0 | Jr. | Oklahoma City |
| 34 | Dale Ivey | F | 6-1 | Sr. | Brookshire, Texas |
| 35 | Tina Ogden | F | 5-11 | Fr. | Woodward, Okla. |
| 40 | Kelli Epps | G/F | 5-9 | Fr. | Bartlesville, Okla. |
| 42 | Tami Rogers | G | 5-9 | Jr. | Mont Belvieu, Texas |

1986-87

| | | | | | |
|----|-------------------|---|-----|-----|---------------------|
| 10 | Pam Zachary | G | 5-6 | So. | Sapulpa, Okla. |
| 14 | Margaret McKeon | G | 5-7 | Fr. | New York City, N.Y. |
| 15 | Laura Rushing | G | 5-9 | Fr. | Claremore, Okla. |
| 20 | Toni Campbell | G | 5-6 | Fr. | Philadelphia, Pa. |
| 21 | Terry Willis | F | 6-1 | Sr. | Lawton, Okla. |
| 22 | Lee Brock | G | 5-8 | Jr. | Ventura, Calif. |
| 23 | Shelly Neeley | G | 5-8 | So. | Dighton, Kan. |
| 30 | LaTrenda Phillips | G | 6-0 | Sr. | Lawton, Okla. |
| 32 | Erika Notzke | C | 6-3 | So. | Lawton, Okla. |
| 33 | Jo Mosley | F | 6-0 | So. | Oklahoma City |
| 34 | Dale Ivey | C | 6-0 | Jr. | Brookshire, Texas |
| 42 | Tami Rogers | G | 5-9 | So. | Mont Belvieu, Texas |
| 43 | Julie Callan | C | 6-0 | Jr. | Lombard, Ill. |
| 52 | Lisa Allison | C | 6-3 | Sr. | Carthage, Mo. |

1985-86

| | | | | | |
|----|-------------------|---|------|-----|---------------------|
| 10 | Pam Zachary | G | 5-6 | Fr. | Sapulpa, Okla. |
| 13 | Vickie Green | G | 5-9 | Sr. | Dallas, Texas |
| 14 | Jacquetta Hurley | F | 6-1 | Sr. | Oklahoma City |
| 15 | Michelle West | G | 5-10 | Fr. | Lawton, Okla. |
| 20 | Viki Streets | G | 5-6 | Sr. | Bartlesville, Okla. |
| 21 | Terry Willis | F | 6-1 | Jr. | Lawton, Okla. |
| 22 | Lee Brock | G | 5-8 | So. | Ventura, Calif. |
| 23 | Shelly Neeley | G | 5-8 | Fr. | Dighton, Kan. |
| 30 | LaTrenda Phillips | G | 6-0 | Jr. | Lawton, Okla. |
| 32 | Erika Notzke | F | 6-3 | Fr. | Lawton, Okla. |
| 33 | Jo Mosley | F | 6-0 | Fr. | Oklahoma City |
| 34 | Kelly Hill | C | 6-2 | Jr. | Washington, Okla. |
| 42 | Tami Rogers | G | 5-9 | Fr. | Mont Belvieu, Texas |
| 43 | Julie Callan | C | 6-0 | So. | Lombard, Ill. |
| 52 | Lisa Allison | C | 6-3 | Jr. | Carthage, Mo. |

1984-85

| | | | | | |
|----|-------------------|-----|-----|-----|---------------------|
| 10 | Shirley Fisher | G | 5-9 | Jr. | Oklahoma City |
| 12 | Viki Streets | G | 5-6 | Jr. | Bartlesville, Okla. |
| 13 | Vickie Green | G | 5-9 | Jr. | Dallas, Texas |
| 14 | Jacquetta Hurley | F/C | 6-1 | Jr. | Fox, Okla. |
| 15 | Cynthia Pickens | G | 5-7 | Sr. | Graham, Okla. |
| 20 | Terry Willis | F/C | 6-1 | So. | Lawton, Okla. |
| 22 | Lee Brock | G | 5-8 | Fr. | Ventura, Calif. |
| 30 | LaTrenda Phillips | F/G | 6-0 | So. | Lawton, Okla. |
| 31 | Mandy Miller | C | 6-2 | So. | Broken Arrow, Okla. |
| 34 | Kelly Hill | C | 6-2 | So. | Washington, Okla. |
| 42 | Lisa Allison | C | 6-3 | So. | Carthage, Mo. |
| 43 | Julie Callan | C | 6-1 | So. | Lombard, Ill. |

1983-84

| | | | | | |
|----|-------------------|-----|------|-----|---------------------|
| 10 | Shirley Fisher | G | 5-9 | So. | Oklahoma City |
| 14 | Jacquetta Hurley | F/C | 6-1 | So. | Fox, Okla. |
| 15 | Cynthia Pickens | G | 5-7 | Jr. | Graham, Okla. |
| 20 | Terry Willis | F | 6-1 | Fr. | Lawton, Okla. |
| 21 | Lynn McCurdy | F/G | 5-11 | Sr. | Purcell, Okla. |
| 23 | Bonita Turner | G | 5-8 | Sr. | Colbert, Okla. |
| 30 | LaTrenda Phillips | G | 6-0 | Fr. | Lawton, Okla. |
| 31 | Mandy Miller | C | 6-2 | Fr. | Broken Arrow, Okla. |
| 32 | Toni Eldridge | G | 5-9 | So. | Cerritos, Calif. |
| 33 | Andath Beers | G | 5-9 | Sr. | Bixby, Okla. |
| 34 | Kelly Hill | C | 6-2 | Fr. | Washington, Okla. |
| 42 | Lisa Allison | C | 6-3 | Fr. | Carthage, Mo. |

1982-83

| | | | | | |
|----|---------------------|-----|------|-----|------------------|
| 10 | Shirley Fisher | G | 5-9 | Fr. | Oklahoma City |
| 12 | Kari Holder | G | 5-8 | So. | Los Alamos, N.M. |
| 13 | Sandy Heatherington | G | 5-9 | Sr. | Moore, Okla. |
| 14 | Jacquetta Hurley | F | 6-1 | Fr. | Fox, Okla. |
| 15 | Carla Pearson | F/G | 5-9 | Sr. | St. Louis, Mo. |
| 21 | Lynn McCurdy | F/G | 5-11 | Jr. | Purcell, Okla. |
| 22 | Ladanah Sanders | G | 5-7 | Sr. | Asher, Okla. |
| 23 | Bonita Turner | G | 5-8 | Jr. | Colbert, Okla. |
| 24 | Molly McGuire | C | 6-1 | Sr. | Pawhuska, Okla. |
| 30 | Shelley Waller | F | 5-11 | Sr. | Oklmulgee, Okla. |
| 31 | Jenny Ogde | C | 6-1 | So. | Tahlequah, Okla. |
| 32 | Toni Eldridge | F/G | 5-10 | Fr. | Cerritos, Calif. |
| 33 | Ardath Beers | G | 5-9 | Jr. | Bixby, Okla. |
| 42 | Sherri Willis | F | 5-11 | Fr. | Queens, N.Y. |

1981-82

| | | | | | |
|----|-----------------|-----|------|-----|------------------|
| 11 | Cathy Gerdes | G | 5-4 | Jr. | Houston, Texas |
| 12 | Kari Holder | G | 5-7 | Fr. | Los Alamos, N.M. |
| 13 | Sandy Douglas | G | 5-9 | Jr. | Tuttle, Okla. |
| 14 | Janet Southard | F | 5-11 | Sr. | Moore, Okla. |
| 15 | Carla Pearson | G | 5-9 | Jr. | St. Louis, Mo. |
| 20 | Jenny Ogde | F | 6-0 | Fr. | Tahlequah, Okla. |
| 21 | Lynn McCurdy | F/G | 5-10 | So. | Purcell, Okla. |
| 22 | Ladanah Sanders | G | 5-7 | Jr. | Asher, Okla. |
| 23 | Bonita Turner | G | 5-8 | So. | Colbert, Okla. |
| 24 | Molly McGuire | C | 6-1 | Jr. | Pawhuska, Okla. |
| 30 | Shelley Waller | F | 5-9 | Jr. | Oklmulgee, Okla. |
| 32 | Dee Dee Swan | F | 6-0 | So. | Arvada, Colo. |
| 33 | Ardath Beers | G | 5-8 | So. | Bixby, Okla. |
| 43 | Lisa Bittle | C | 6-0 | Fr. | Bixby, Okla. |

1980-81

| | | | | | |
|----|-----------------|-----|-------|-----|------------------|
| 11 | Rhona Ray | G | 5-6 | Fr. | Norman, Okla. |
| 14 | Janet Southard | F | 5-11 | Jr. | Moore, Okla. |
| 15 | Carla Pearson | G | 5-8 | So. | St. Louis, Mo. |
| 20 | Janet Gabriel | G | 5-8.5 | Sr. | Sayre, Pa. |
| 21 | Lynn McCurdy | G | 5-10 | Fr. | Purcell, Okla. |
| 22 | Ladanah Sanders | G | 5-7 | So. | Asher, Okla. |
| 23 | Bonita Turner | G | 5-8 | Fr. | Colbert, Okla. |
| 24 | Molly McGuire | F/C | 6-0 | So. | Pawhuska, Okla. |
| 30 | Shelley Waller | G | 5-9 | So. | Oklmulgee, Okla. |
| 32 | Teresa Ray | F/C | 6-0 | Sr. | Norman, Okla. |
| 33 | Joyce Parker | F | 6-0 | Fr. | Colbert, Okla. |
| 34 | Karen Morrison | G | 5-8 | So. | Jenks, Okla. |
| 43 | Erin Schrieber | F/C | 6-0 | Fr. | Jenks, Okla. |

1979-80

| | | | | | |
|----|------------------|-----|------|-----|--------------------|
| 10 | Cherie LaDue | G | 5-6 | Fr. | Dallas, Texas |
| 11 | Barbie Daugherty | G | 5-4 | Jr. | Holdenville, Okla. |
| 12 | Mary Lane | G | 5-4 | Jr. | Fairfax, Okla. |
| 14 | Janet Freeman | F | 5-11 | So. | Moore, Okla. |
| 15 | Carla Pearson | G/F | 5-8 | Fr. | St. Louis, Mo. |
| 21 | Leslie Core | G | 5-8 | Fr. | Pawhuska, Okla. |
| 22 | Ladanah Sanders | G | 5-7 | Fr. | Asher, Okla. |
| 23 | Teri Adams | C | 6-0 | Sr. | Sharon, Okla. |
| 24 | Molly McGuire | C/F | 6-0 | Fr. | Pawhuska, Okla. |
| 30 | Shelley Waller | F | 5-9 | Fr. | Oklmulgee, Okla. |
| 32 | Teresa Ray | C/F | 6-0 | So. | Norman, Okla. |
| 33 | Joyce Parker | F | 6-0 | Jr. | Colbert, Okla. |
| 34 | Karen Morrison | G | 5-8 | Fr. | Jenks, Okla. |
| 35 | Gail Lashley | G | 5-6 | Jr. | Keota, Okla. |

1978-79

| | | | | | |
|----|-----------------|-----|------|-----|-----------------|
| 14 | Janet Freeman | F | 6-0 | Fr. | Moore, Okla. |
| 21 | Karon Couts | G | 5-4 | So. | Mustang, Okla. |
| 22 | Jana Brady | F | 5-11 | So. | Healdton, Okla. |
| 23 | Lorna Goodnoh | G | 5-9 | So. | Del City, Okla. |
| 25 | Susan Gregg | G/F | 5-9 | So. | Harrah, Okla. |
| 30 | Mary Lane | G | 5-4 | So. | Norman, Okla. |
| 31 | Barbara Johnson | C | 6-2 | Fr. | Duncan, Okla. |
| 32 | Marta Moorman | G | 5-7 | Sr. | Tonkawa, Okla. |
| 33 | Joyce Parker | F | 6-0 | So. | Colbert, Okla. |
| 35 | Janet Fajen | F/C | 6-0 | So. | Guyton, Okla. |
| | Teresa Ray | C | 6-0 | So. | Norman, Okla. |
| | Annette Tucker | G | 5-6 | So. | Noble, Okla. |

1977-78

| | | | | | |
|----|-----------------|-----|------|-----|-----------------|
| 10 | Vicki McCann | G | 5-8 | Fr. | Lindsay, Okla. |
| 11 | Annette Tucker | G | 5-6 | Fr. | Noble, Okla. |
| 13 | LaDawn Whitlock | G | 5-6 | Fr. | Byng, Okla. |
| 14 | Janet Fajen | C/F | 6-0 | Fr. | Guyton, Okla. |
| 15 | Lisa Wasson | G | 5-7 | Fr. | Pernell, Okla. |
| 20 | Teresa Ray | C/F | 6-0 | Fr. | Norman, Okla. |
| 21 | Joyce Parker | C/F | 6-0 | Fr. | Colbert, Okla. |
| 22 | Jana Brady | C/F | 5-11 | Fr. | Healdton, Okla. |
| 23 | Dinah Christian | F | 5-10 | Fr. | Choctaw, Okla. |
| 24 | Olive Kehnemund | F | 5-10 | Jr. | Enid, Okla. |
| 25 | Terry Marcum | G | 5-7 | Fr. | Norman, Okla. |
| 30 | Marta Moorman | F | 5-10 | Jr. | Tonkawa, Okla. |

1976-77

| | | | | | |
|----|---------------|-----|-----|-----|-----------------|
| 10 | Sandra Parker | G | 5-6 | Fr. | Del City, Okla. |
| 11 | Terry James | G | 5-4 | Fr. | Talihina, Okla. |
| 12 | Gail Frasier | F/G | 5-6 | Fr. | Oklahoma City |
| 14 | Mary Lane | G | | | |

| | | |
|----------|---------------|---------------|
| 1/21/77 | L, 93-58 | Boulder |
| 1/20/79 | L, 80-69 | Lincoln |
| 1/18/80 | W, 87-77 | Columbia |
| 12/18/82 | L, 80-76 | Ames |
| 12/18/84 | W, 80-64 | Norman |
| 1/28/84 | W, 77-73 | Ames |
| 2/25/84 | W, 97-59 | Norman |
| 1/23/85 | W, 89-56 | Ames |
| 2/13/85 | W, 89-48 | Norman |
| 3/4/85 | W, 78-63 | Kansas City |
| 1/18/86 | W, 85-62 | Norman |
| 2/8/86 | L, 81-72 | Ames |
| 1/31/87 | W, 74-72 | Norman |
| 2/24/87 | W, 87-72 | Ames |
| 1/30/88 | L, 82-66 | Ames |
| 2/20/88 | W, 85-76 | Norman |
| 1/21/89 | W, 72-65 | Norman |
| 2/11/89 | W, 84-74 | Ames |
| 1/13/90 | L, 92-78 | Ames |
| 2/10/90 | W, 70-69 | Norman |
| 1/30/91 | W, 101-74 | Norman |
| 1/15/92 | W, 94-63 | Norman |
| 3/1/92 | W, 78-70 | Ames |
| 1/8/93 | W, 66-55 | Ames |
| 2/7/93 | W, 79-57 | Norman |
| 1/7/94 | W, 84-61 | Norman |
| 2/6/94 | W, 65-45 | Ames |
| 1/15/95 | W, 101-77 | Norman |
| 2/10/95 | L, 69-62 | Ames |
| 1/7/96 | W, 89-78 | Norman |
| 2/2/96 | L, 73-57 | Ames |
| 1/11/97 | L, 67-58 | Norman |
| 1/10/98 | L, 83-68 | Ames |
| 1/2/99 | L, 81-60 | Norman |
| 2/8/00 | L, 71-56 | Ames |
| 1/6/01 | L, 81-79 | Norman |
| 3/10/01 | L, 68-65 | Kansas City |
| 1/15/02 | L, 82-66 | Ames |
| 2/22/03 | W, 61-48 | Norman |
| 1/20/04 | L, 69-51 | Ames |
| 1/29/05 | L, 73-60 | Ames |
| 1/24/07 | W, 69-49 | Norman |
| 3/10/07 | W, 67-60 | Oklahoma City |
| 1/9/08 | W, 67-64 | Ames |
| 2/11/09 | W, 58-49 | Norman |
| 1/27/10 | W, 81-69 | Ames |
| 2/5/11 | W, 65-62 | Norman |
| 1/4/12 | W, 80-51 | Norman |
| 2/18/12 | L, 77-71 | Ames |
| 1/15/13 | L, 82-61 | Ames |
| 2/14/13 | L, 72-68 | Norman |
| 3/10/13 | L, 79-60 | Dallas |
| 1/5/14 | L, 82-75 (OT) | Ames |
| 1/21/14 | W, 75-54 | Norman |
| 2/4/15 | W, 75-66 | Norman |
| 2/17/15 | L, 84-76 (OT) | Ames |

Jackson State 1-0
Games: 1
Series Record: OU leads 1-0
At Norman: OU leads 1-0
12/7/98 W, 103-37 Norman

James Madison 2-0
Games: 2
Series Record: OU leads 2-0
At Miami, Fla.: OU leads 1-0
At Charlottesville, Va.: OU leads 1-0
1/4/86 W, 57-55 Miami
3/20/11 W, 86-72 Charlottesville

Kansas 33-30
Games: 63
Series Record: OU leads 33-30
At Norman: OU leads 15-11
At Lawrence, Kan.: KU leads 15-13
At Boulder, Colo.: KU leads 1-0
At Kansas City, Mo.: OU leads 2-0
At Manhattan, Kan.: Tied 1-1
At Salina, Kan.: Kansas leads 3-0
At Oklahoma City, Okla.: OU leads 1-0

| | | |
|---------|---------------|-------------|
| 2/13/76 | L, 65-39 | Manhattan |
| 1/20/77 | L, 72-45 | Boulder |
| 1/16/81 | L, 95-55 | Lawrence |
| 1/15/82 | W, 73-63 | Manhattan |
| 1/30/82 | W, 64-61 | Lawrence |
| 1/18/83 | W, 83-74 | Norman |
| 2/2/83 | L, 81-79 | Lawrence |
| 1/31/84 | W, 87-84 | Norman |
| 2/22/84 | W, 85-74 | Lawrence |
| 3/8/84 | W, 76-63 | Norman |
| 1/19/85 | W, 90-69 | Norman |
| 2/24/85 | W, 78-77 (OT) | Lawrence |
| 3/7/85 | W, 79-69 | Kansas City |
| 2/1/86 | L, 85-67 | Lawrence |
| 2/26/86 | L, 77-72 | Lawrence |
| 1/14/87 | W, 81-67 | Norman |
| 2/14/87 | L, 89-73 | Lawrence |
| 2/3/88 | L, 71-68 | Norman |
| 2/24/88 | L, 71-68 | Lawrence |
| 3/2/88 | L, 67-66 | Salina |
| 1/14/89 | L, 86-82 (OT) | Lawrence |
| 2/15/89 | W, 101-87 | Norman |
| 1/17/90 | L, 94-69 | Lawrence |
| 2/3/90 | L, 83-77 | Norman |
| 1/9/91 | L, 81-64 | Lawrence |
| 2/16/91 | L, 76-69 | Norman |
| 2/5/92 | L, 75-56 | Lawrence |
| 2/26/92 | L, 73-72 (OT) | Norman |
| 3/8/92 | L, 70-62 | Salina |
| 1/22/93 | L, 70-64 | Norman |

| | | |
|---------|---------------|---------------|
| 2/21/93 | L, 76-54 | Lawrence |
| 1/21/94 | L, 85-78 | Lawrence |
| 2/20/94 | L, 80-76 | Norman |
| 1/20/95 | W, 84-69 | Lawrence |
| 2/19/95 | W, 103-83 | Norman |
| 3/5/95 | L, 88-81 | Salina |
| 1/19/96 | W, 71-68 | Lawrence |
| 2/18/96 | L, 81-63 | Norman |
| 3/1/97 | L, 92-69 | Lawrence |
| 2/25/98 | L, 78-74 | Norman |
| 2/20/99 | L, 58-54 | Lawrence |
| 2/26/00 | W, 88-69 | Norman |
| 1/24/01 | W, 88-64 | Lawrence |
| 3/7/01 | W, 80-61 | Kansas City |
| 2/2/02 | W, 79-57 | Norman |
| 1/22/03 | W, 61-49 | Lawrence |
| 2/14/04 | W, 83-59 | Norman |
| 2/2/05 | W, 65-49 | Lawrence |
| 2/8/06 | W, 86-57 | Norman |
| 2/21/07 | W, 76-70 | Lawrence |
| 1/30/08 | W, 67-51 | Norman |
| 2/12/09 | W, 69-54 | Lawrence |
| 3/13/09 | W, 76-59 | Oklahoma City |
| 1/23/10 | W, 81-69 | Norman |
| 1/23/11 | W, 75-57 | Lawrence |
| 1/31/12 | W, 78-64 (OT) | Lawrence |
| 3/4/12 | L, 83-77 | Norman |
| 2/17/13 | L, 81-71 | Lawrence |
| 3/2/13 | W, 85-77 | Norman |
| 2/9/14 | W, 81-71 | Lawrence |
| 2/22/14 | W, 64-61 | Norman |
| 2/12/15 | W, 69-57 | Lawrence |
| 2/28/15 | L, 65-58 | Norman |

Kansas State 36-23
Games: 59
Series Record: OU leads 36-23
At Dallas, Texas: OU leads 1-0
At Norman: OU leads 18-9
At Manhattan, Kan.: OU leads 15-11
At Lawrence, Kan.: OU leads 1-0
At Kansas City, Mo.: KSU leads 2-1
At Salina, Kan.: KSU leads 1-0

| | | |
|----------|----------------------------|-------------|
| 2/17/76 | L, 90-27 | Manhattan |
| 1/7/78 | W, 67-61 | Lawrence |
| 12/14/79 | L, 96-73 | Manhattan |
| 2/5/83 | L, 86-74 | Norman |
| 3/5/83 | L, 87-63 | Norman |
| 2/11/84 | L, 88-70 | Manhattan |
| 3/9/84 | L, 69-67 | Kansas City |
| 1/26/85 | W, 92-85 | Norman |
| 2/9/85 | L, 90-75 | Manhattan |
| 1/22/86 | W, 83-72 | Manhattan |
| 2/11/86 | W, 94-77 | Norman |
| 1/6/87 | W, 70-47 | Manhattan |
| 2/4/87 | L, 79-64 | Salina |
| 1/16/88 | W, 96-65 | Manhattan |
| 2/13/88 | W, 79-61 | Norman |
| 2/1/89 | L, 84-83 | Norman |
| 2/22/89 | L, 64-60 | Manhattan |
| 1/20/90 | L, 94-87 | Norman |
| 2/14/90 | L, 92-88 | Manhattan |
| 1/23/91 | L, 86-75 | Manhattan |
| 2/6/91 | W, 88-56 | Norman |
| 1/18/92 | L, 91-86 | Norman |
| 1/12/92 | W, 88-73 | Manhattan |
| 1/24/93 | W, 68-60 | Norman |
| 2/19/93 | W, 87-65 | Manhattan |
| 1/23/94 | L, 72-54 | Manhattan |
| 2/18/94 | L, 71-70 | Norman |
| 1/22/95 | W, 79-70 | Manhattan |
| 2/17/95 | W, 71-60 | Norman |
| 2/11/96 | W, by forfeit (KSU, 80-67) | Manhattan |
| 2/16/96 | W, 62-54 | Norman |
| 2/8/97 | L, 49-47 | Norman |
| 3/4/97 | L, 81-56 | Kansas City |
| 2/4/98 | W, 69-67 | Manhattan |
| 2/20/98 | W, 79-58 | Norman |
| 2/22/00 | W, 64-56 | Manhattan |
| 2/14/01 | W, 79-60 | Norman |
| 2/13/02 | W, 76-68 | Manhattan |
| 3/7/02 | W, 69-49 | Kansas City |
| 2/18/03 | L, 74-45 | Norman |
| 3/11/04 | L, 74-65 | Manhattan |
| 3/11/04 | W, 78-66 | Dallas |
| 2/13/05 | W, 77-61 | Norman |
| 2/21/06 | W, 78-64 | Manhattan |
| 1/3/07 | W, 78-58 | Norman |
| 2/20/08 | W, 68-65 | Manhattan |
| 1/14/09 | W, 64-48 | Norman |
| 2/21/10 | W, 64-58 | Manhattan |
| 1/12/11 | W, 52-45 | Norman |
| 1/7/12 | W, 65-57 | Manhattan |
| 2/15/12 | W, 68-62 | Norman |
| 2/6/13 | W, 74-68 | Manhattan |
| 2/29/13 | W, 72-57 | Norman |
| 1/11/14 | W, 61-50 | Norman |
| 1/29/14 | L, 86-78 | Manhattan |
| 2/7/15 | W, 66-58 | Norman |
| 2/21/15 | W, 73-64 | Manhattan |

Kentucky 1-1
Games: 2
Series Record: Tied at 1-1
At Freeport, Bahamas: UK leads 1-0
At Kansas City, Mo.: OU leads 1-0

| | | |
|----------|---------------|-------------------|
| 3/30/10 | W, 88-68 | Kansas City |
| 11/28/14 | L, 92-88 (OT) | Freeport, Bahamas |

Lamar 3-0
Games: 3
Series Record: OU leads 3-0
At Norman, Okla.: OU leads 2-0
At Beaumont, Texas: OU leads 1-0

| | | |
|----------|-----------|----------|
| 12/2/05 | W, 60-42 | Norman |
| 11/29/06 | W, 79-44 | Beaumont |
| 11/18/14 | W, 100-73 | Norman |

La Salle 1-0
Games: 1
Series Record: OU leads 1-0
At Miami, Fla.: OU leads 1-0

| | | |
|--------|----------|-------|
| 1/5/86 | W, 71-68 | Miami |
|--------|----------|-------|

Liberty 1-0
Games: 1
Series Record: OU leads 1-0
At Nashville, Tenn.: OU leads 1-0

| | | |
|----------|----------|-----------|
| 11/15/11 | W, 76-45 | Nashville |
|----------|----------|-----------|

Louisiana-Monroe 2-2
Games: 4
Series Record: Tied 2-2
At Norman: OU leads 2-0
At Monroe, La.: NEL leads 1-0
At Tulsa, Okla.: NEL leads 1-0

| | | |
|---------|----------|--------|
| 3/7/79 | L, 69-59 | Tulsa |
| 1/7/83 | W, 87-74 | Norman |
| 12/2/89 | W, 95-63 | Norman |
| 12/8/91 | L, 79-76 | Monroe |

Louisiana Tech 1-4
Games: 5
Series Record: La. Tech leads 4-1
At Eugene, Ore.: OU leads 1-0
At Norman, Okla.: La. Tech leads 1-0
At Ruston, La.: La. Tech leads 2-0
At Nacogdoches, Texas: La. Tech leads 1-0

| | | |
|----------|-----------|-------------|
| 3/18/81 | L, 88-68 | Nacogdoches |
| 2/22/82 | L, 101-57 | Norman |
| 2/21/83 | L, 105-75 | Ruston |
| 3/18/95 | L, 48-36 | Ruston |
| 12/18/04 | W, 86-59 | Eugene |

Louisville 0-2
Games: 2
Series Record: Louisville leads 2-0
At St. Louis, Mo.: Louisville leads 1-0
At Norman, Okla.: Louisville leads 1-0

| | | |
|----------|---------------|-----------|
| 4/4/09 | L, 61-59 | St. Louis |
| 11/17/13 | L, 97-92 (OT) | Norman |

Loyola Marymount 1-1
Games: 2
Series Record: Tied 1-1
At Los Angeles, Calif.: Tied 1-1

| | | |
|----------|----------|-------------|
| 12/28/90 | L, 76-75 | Los Angeles |
| 11/27/97 | W, 63-55 | Los Angeles |

Loyola 1-0
Games: 1
Series Record: OU leads 1-0
At Ruston, La.: OU leads 1-0

| | | |
|---------|----------|--------|
| 3/16/95 | W, 90-55 | Ruston |
|---------|----------|--------|

Marist 4-1
Games: 5
Series Record: OU leads 4-1
At Tempe, Ariz.: OU leads 1-0
At Poughkeepsie, N.Y.: Tied 1-1

| | | |
|----------|----------|--------------|
| 3/20/04 | W, 58-45 | Tempe |
| 11/26/08 | W, 83-57 | Norman |
| 12/09/09 | W, 80-71 | Poughkeepsie |
| 12/2/12 | W, 68-55 | Norman |
| 12/21/13 | L, 76-69 | Poughkeepsie |

Marquette 1-0
Games: 1
Series Record: OU leads 1-0
Austin, Texas: OU leads 1-0

| | | |
|---------|----------|--------|
| 3/19/07 | W, 78-47 | Austin |
|---------|----------|--------|

Maryland 0-1
Games: 1
Series Record: UM leads 1-0
At Chapel Hill, N.C.: UM leads 1-0

| | | |
|----------|----------|-------------|
| 11/11/07 | L, 76-66 | Chapel Hill |
|----------|----------|-------------|

Maryland Eastern Shore 1-0
Games: 1
Series Record: OU leads 1-0
At Norman, Okla.: OU leads 1-0

| | | |
|----------|-----------|--------|
| 12/15/13 | W, 105-46 | Norman |
|----------|-----------|--------|

McNeese State 2-1
Games: 3
Series Record: OU leads 2-1
At Norman: OU leads 1-0
At Lake Charles, La.: OU leads 1-0
At College Station, Texas:

OU leads 1-0 (by forfeit)

| | | |
|---------|-------------------------------|-----------------|
| 1/8/80 | L, 61-46 | College Station |
| 1/7/81 | W, 96-71 | Norman |
| 1/19/81 | W, by forfeit (MS, 82-77, 0T) | Lake Charles |

Memphis 0-2
Games: 2
Series Record: UM leads 2-0
At College Station, Texas: UM leads 1-0
At Jamaica, N.Y.: UM leads 1-0

| | | |
|----------|----------|-----------------|
| 1/10/80 | L, 54-53 | College Station |
| 12/28/96 | L, 71-65 | Jamaica |

Mercer 2-0
Games: 1
Series Record: OU leads 2-0
At Fayetteville, Ark.: OU leads 1-0

| | | |
|----------|-----------|--------------|
| 12/19/92 | W, 69-60 | Fayetteville |
| 11/13/09 | W, 108-66 | Norman |

Miami (Fla.) 2-2
Games: 4
Series Record: Tied 2-2
At Norman: OU leads 1-0
At Coral Gables, Fla.: UM leads 2-0
At Charlottesville, Va.: OU leads 1-0

| | | |
|----------|----------|-----------------|
| 12/30/88 | L, 69-66 | Coral Gables |
| 12/20/97 | W, 67-62 | Norman |
| 12/19/98 | L, 62-60 | Coral Gables |
| 3/22/11 | W, 88-83 | Charlottesville |

Michigan 2-0
Games: 2
Series Record: OU leads 2-0
At Norman: OU leads 2-0

| | | |
|----------|----------|--------|
| 12/28/93 | W, 96-86 | Norman |
| 3/18/12 | W, 88-67 | Norman |

Michigan State 1-1
Games: 2
Series Record: Tied 1-1
At East Lansing, Mich.: OU leads 1-0
At Norman: MSU leads 1-0

| | | |
|----------|----------|--------------|
| 12/21/05 | L, 80-60 | Norman |
| 12/16/07 | W, 66-55 | East Lansing |

Middle Tenn. State 2-0
Games: 2
Series Record: OU leads 2-0
At Bowling Green, Ky.: OU leads 1-0
At Norman: OU leads 1-0

| | | |
|----------|----------|---------------|
| 11/24/85 | W, 83-75 | Bowling Green |
| 11/19/08 | W, 85-65 | Norman |

Midwestern State 2-0
Games: 2
Series Record: OU leads 2-0
At Norman: OU leads 1-0
At Wichita Falls, Texas: OU leads 1-0

| | | |
|----------|-----------|---------------|
| 1/16/84 | W, 118-75 | Norman |
| 11/26/84 | W, 91-46 | Wichita Falls |

Milwaukee 3-0
Games: 3
Series Record: OU leads 3-0
At Milwaukee: OU leads 1-0
At Norman: OU leads 2-0

| | | |
|----------|----------|-----------|
| 11/11/06 | W, 89-57 | Norman |
| 11/13/10 | W, 76-69 | Milwaukee |
| 12/11/11 | W, 72-50 | Norman |

Minnesota 2-0
Games: 2
Series Record: OU leads 2-0
At Minneapolis, Minn.: OU leads 1-0
At Stillwater, Okla.: OU leads 1-0

| | | |
|----------|----------|-------------|
| 12/22/90 | W, 85-75 | Minneapolis |
| 12/31/94 | W, 74-64 | Stillwater |

Mississippi 1-2
Games: 3
Series Record: UM leads 1-2
At Norman: OU leads 1-0
At Oxford, Miss.: UM leads 1-0
At Dayton, Ohio: UM leads 1-0

| | | |
|----------|----------|--------|
| 12/14/97 | W, 89-85 | Norman |
| 12/2/98 | L, 77-75 | Oxford |
| 3/25/07 | L, 90-82 | Dayton |

Mississippi State 1-0
Games: 1
Series Record: OU leads 1-0
At Cancun, Mexico: OU leads 1-0

| | | |
|----------|----------|--------|
| 11/23/07 | W, 88-73 | Cancun |
|----------|----------|--------|

Mississippi Valley St. 0-1
Games: 1
Series Record: MVSU leads 1-0
At Norman: MVSU leads 1-0

| | | |
|---------|----------|--------|
| 12/8/88 | L, 89-83 | Norman |
|---------|----------|--------|

Missouri 29-29
Games: 58
Series Record: Tied 29-29
At Columbia, Mo.: MU leads 14-10
At Dallas: OU leads 1-0
At Kansas City, Mo.: MU leads 3-0
At Lawrence, Kan.: MU leads 2-0
At Manhattan, Kan.: MU leads 1-0
At Norman: OU leads 16-9
At Salina, Kan.: OU leads 2-0

| | | |
|----------|-----------|-----------|
| 1/4/77 | L, 66-46 | Norman |
| 1/6/78 | L, 80-56 | Lawrence |
| 1/17/80 | L, 90-63 | Columbia |
| 12/20/80 | W, 73-65 | Columbia |
| 1/17/81 | L, 68-65 | Lawrence |
| 1/16/82 | L, 87-64 | Manhattan |
| 2/24/82 | L, 81-62 | Norman |
| 1/22/83 | L, 109-73 | Columbia |
| 2/12/83 | | |

| | |
|---------------------------------------|------------------------|
| Southern Cal | 0-1 |
| Games: 1 | |
| Series Record: USC leads 1-0 | |
| At Los Angeles, Calif.: USC leads 1-0 | |
| 12/5/81 | L, 84-55 Los Angeles |
| Southern Illinois | 1-1 |
| Games: 2 | |
| Series Record: Tied 1-1 | |
| At Springfield, Mo.: SIU leads 1-0 | |
| At Pullman, Wash.: SIU leads 1-0 | |
| 11/24/80 | W, 58-46 Springfield |
| 12/2/84 | L, 82-62 Pullman |
| Southern Nazarene | 1-1 |
| Games: 2 | |
| Series Record: SNU leads 1-0 | |
| At Norman: OU leads 1-0 | |
| 12/5/74 | L, 44-43 Bethany |
| 2/15/75 | W, 57-37 Norman |
| Southern Utah | 0-1 |
| Games: 1 | |
| Series Record: USU leads 1-0 | |
| At Stillwater, Okla.: USU leads 1-0 | |
| 11/23/97 | L, 64-63 Stillwater |
| SW Oklahoma State | 2-3 |
| Games: 5 | |
| Series Record: SWSU leads 3-2 | |
| At Edmond, Okla.: SWSU leads 1-0 | |
| At Norman: OU leads 1-0 | |
| At Stillwater, Okla.: SWSU leads 1-0 | |
| At Weatherford, Okla.: Tied 1-1 | |
| 2/8/75 | L, 63-47 Edmond |
| 2/24/76 | L, 72-41 Weatherford |
| 3/5/77 | L, 54-42 Stillwater |
| 2/22/78 | W, 73-43 Norman |
| 2/23/79 | W, 79-35 Weatherford |
| Stanford | 2-6 |
| Games: 8 | |
| Series Record: SU leads 6-2 | |
| At Norman: OU leads 2-0 | |
| At San Antonio, S.U. leads 3-0 | |
| At Tempe, Ariz.: SU leads 1-0 | |
| 12/30/88 | L, 91-66 Stanford |
| 12/27/01 | W, 102-98 OT Norman |
| 3/19/01 | W, 67-50 Norman |
| 1/3/03 | L, 58-38 Stanford |
| 3/22/04 | L, 68-43 Tempe |
| 3/25/06 | L, 88-74 San Antonio |
| 4/04/10 | L, 73-66 San Antonio |
| 3/23/15 | L, 86-76 Stanford |
| Stephen F. Austin | 5-4 |
| Games: 9 | |
| Series Record: OU leads 5-4 | |
| At Norman, Okla.: OU leads 3-1 | |
| At Nacogdoches, Texas: Tied 2-2 | |
| At San Antonio, Texas: SFA leads 1-0 | |
| 3/8/78 | L, 106-54 Nacogdoches |
| 1/27/81 | L, 70-49 Nacogdoches |
| 12/12/82 | L, 64-62 Norman |
| 11/22/98 | L, 82-58 San Antonio |
| 12/29/99 | W, 91-72 Norman |
| 12/5/99 | W, 61-47 Nacogdoches |
| 12/5/03 | W, 77-55 Norman |
| 12/13/04 | W, 79-52 Nacogdoches |
| 12/8/10 | W, 84-57 Norman |
| Syracuse | 1-0 |
| Games: 1 | |
| Series Record: OU leads 1-0 | |
| At Las Vegas, Nev.: OU leads 1-0 | |
| 12/19/11 | W, 82-63 Las Vegas |
| Tenn.-Chattanooga | 0-1 |
| Games: 1 | |
| Series Record: UTC leads 1-0 | |
| At Amarillo, Texas: UTC leads 1-0 | |
| 3/16/84 | L, 84-78 Amarillo |
| Tennessee | 1-5 |
| Games: 6 | |
| Series Record: UT leads 5-1 | |
| At Norman: UT leads 1-0 | |
| At Knoxville, Tenn.: UT leads 2-0 | |
| At Tampa, Fla.: UT leads 1-0 | |
| At Oklahoma City: Tied 1-1 | |
| 11/11/03 | L, 94-68 Knoxville |
| 12/21/04 | L, 71-55 Norman |
| 11/15/07 | L, 70-67 Tampa |
| 2/2/09 | W, 80-70 Oklahoma City |
| 3/10/11 | L, 96-75 Knoxville |
| 3/31/13 | L, 74-59 Oklahoma City |
| Tennessee Tech | 1-1 |
| Games: 2 | |
| Series Record: Tied 1-1 | |
| At Honolulu, Hawaii: TTU leads 1-0 | |
| 12/21/00 | L, 74-64 Honolulu |

| | |
|-------------------------------------|------------------------|
| Texas | 23-27 |
| Games: 50 | |
| Series Record: UT leads 27-23 | |
| At Norman: OU leads 13-8 | |
| At Oklahoma City: Tied 1-1 | |
| At Austin, Texas: UT leads 14-8 | |
| At Dallas, Texas: Tied 1-1 | |
| At Lubbock, Texas: UT leads 1-0 | |
| At Kansas City, Mo.: UT leads 2-0 | |
| 11/17/80 | L, 66-47 Norman |
| 2/10/81 | L, 71-54 Austin |
| 3/11/82 | L, 87-78 Lubbock |
| 3/20/86 | L, 85-59 Austin |
| 11/30/94 | W, 84-78 Austin |
| 12/7/95 | W, 95-85 Norman |
| 1/7/97 | L, 87-69 Austin |
| 1/22/97 | L, 76-58 Norman |
| 1/7/98 | L, 78-44 Norman |
| 1/17/98 | W, 97-84 Norman |
| 1/23/99 | L, 81-73 Austin |
| 2/3/99 | W, 71-69 Norman |
| 1/19/00 | W, 76-73 Austin |
| 2/16/00 | L, 77-70 Norman |
| 3/8/00 | L, 71-68 Kansas City |
| 10/1/01 | W, 85-74 Norman |
| 2/28/01 | W, 65-54 Austin |
| 1/19/02 | W, 89-69 Norman |
| 2/19/02 | L, 68-62 OT Austin |
| 1/29/03 | L, 60-54 Norman |
| 3/5/03 | L, 78-66 Austin |
| 10/1/04 | L, 63-58 Austin |
| 3/2/04 | L, 57-54 Norman |
| 3/13/04 | W, 66-47 Dallas |
| 1/26/05 | L, 83-71 OT Norman |
| 2/26/05 | L, 72-36 Austin |
| 3/9/05 | L, 65-59 Kansas City |
| 1/25/06 | W, 75-57 Norman |
| 2/15/06 | W, 61-54 Austin |
| 1/31/07 | L, 67-62 Austin |
| 2/12/07 | W, 78-58 Norman |
| 3/7/07 | W, 67-58 Oklahoma City |
| 2/3/08 | W, 74-58 Austin |
| 3/2/08 | L, 65-50 Norman |
| 1/25/09 | W, 89-69 Norman |
| 3/8/09 | W, 74-62 Austin |
| 2/03/10 | L, 75-57 Norman |
| 2/27/10 | W, 75-60 Austin |
| 1/16/11 | W, 71-67 OT Norman |
| 2/19/11 | W, 91-62 Norman |
| 12/30/88 | L, 91-66 Stanford |
| 12/27/01 | W, 102-98 OT Norman |
| 3/19/01 | W, 67-50 Norman |
| 1/3/03 | L, 58-38 Stanford |
| 3/22/04 | L, 68-43 Tempe |
| 3/25/06 | L, 88-74 San Antonio |
| 4/04/10 | L, 73-66 San Antonio |
| 3/23/15 | L, 86-76 Stanford |
| Texas-Arlington | 10-3 |
| Games: 13 | |
| Series Record: OU leads 10-3 | |
| At Norman: OU leads 6-2 | |
| At Arlington, Texas: OU leads 4-1 | |
| 11/19/80 | W, 61-59 Norman |
| 2/4/80 | W, 60-56 Arlington |
| 2/5/82 | W, 70-56 Norman |
| 11/27/84 | W, 92-66 Norman |
| 12/4/85 | W, 103-48 Arlington |
| 11/29/86 | W, 86-72 Arlington |
| 12/8/87 | W, 94-61 Norman |
| 1/7/89 | W, 86-75 Arlington |
| 1/3/90 | L, 80-78 Norman |
| 12/10/92 | L, 94-93 Norman |
| 2/2/93 | L, 80-59 Arlington |
| 12/03/09 | W, 100-67 Norman |
| 11/20/13 | W, 99-46 Norman |
| Texas-Pan American | 4-0 |
| Games: 4 | |
| Series Record: OU leads 4-0 | |
| At Norman: OU leads 4-0 | |
| 11/25/89 | W, 120-36 Norman |
| 11/27/94 | W, 88-68 Norman |
| 12/17/96 | W, 97-57 Norman |
| 11/26/10 | W, 116-66 Norman |
| Texas-San Antonio | 5-0 |
| Games: 5 | |
| Series Record: OU leads 5-0 | |
| At Norman: OU leads 3-0 | |
| At San Antonio, Texas: OU leads 1-0 | |
| At Las Cruces, N.M.: OU leads 1-0 | |
| 11/28/87 | W, 67-63 Las Cruces |
| 1/21/91 | W, 93-86 Norman |
| 11/25/92 | W, 102-70 Norman |
| 11/23/98 | W, 66-53 San Antonio |
| 11/23/99 | W, 80-40 Norman |

| | |
|--|-----------------------------|
| Texas A&M | 27-20 |
| Games: 47 | |
| Series Record: OU leads 27-20 | |
| At Norman: OU leads 17-3 | |
| At College Station, Texas: TAMU leads 11-8 | |
| At Dallas, Texas: OU leads 1-0 | |
| At Denton, Texas: OU leads 1-0 | |
| At Kansas City, Mo.: TAMU leads 3-1 | |
| At Springfield, Mo.: TAMU leads 1-0 | |
| At Oklahoma City: TAMU leads 1-0 | |
| 11/26/79 | L, 52-45 Springfield |
| 2/3/79 | W, 58-49 Denton |
| 1/11/80 | L, 71-53 College Station |
| 12/10/82 | W, 83-55 Norman |
| 12/6/86 | W, 93-62 Norman |
| 12/5/90 | L, 101-86 College Station |
| 12/9/91 | L, 83-71 Norman |
| 12/18/94 | W, 90-69 Norman |
| 12/18/95 | L, 99-74 College Station |
| 1/4/97 | W, 71-69 Norman |
| 2/5/97 | L, 66-63 College Station |
| 1/3/98 | W, 84-76 Norman |
| 1/21/98 | L, 91-83 College Station |
| 2/6/99 | W, 83-71 College Station |
| 2/24/99 | W, 95-69 Norman |
| 1/12/00 | W, 65-54 Norman |
| 1/17/01 | W, 79-72 College Station |
| 1/17/01 | W, 97-84 Norman |
| 1/31/01 | W, 93-70 College Station |
| 1/26/02 | W, 72-40 College Station |
| 1/18/03 | W, 67-51 Norman |
| 2/5/03 | L, 69-61 College Station |
| 1/14/04 | W, 65-56 OT College Station |
| 2/7/04 | W, 56-46 Norman |
| 3/9/04 | W, 60-47 Dallas |
| 1/9/05 | W, 73-53 Norman |
| 1/22/05 | W, 63-51 College Station |
| 3/8/05 | W, 86-65 Kansas City |
| 1/28/06 | W, 81-72 College Station |
| 2/18/06 | W, 73-54 Norman |
| 1/27/07 | L, 54-52 Norman |
| 2/10/07 | L, 78-68 College Station |
| 2/12/08 | W, 68-56 Norman |
| 3/6/08 | L, 73-59 College Station |
| 1/18/09 | W, 71-59 Norman |
| 2/23/09 | L, 57-56 College Station |
| 3/14/09 | L, 74-62 Oklahoma City |
| 1/17/10 | W, 74-65 Norman |
| 1/21/11 | L, 78-55 College Station |
| 3/14/10 | L, 74-67 Kansas City |
| 1/26/11 | L, 80-78 Norman |
| 2/9/11 | L, 82-71 College Station |
| 3/11/11 | L, 81-68 Kansas City |
| 1/8/12 | L, 75-58 College Station |
| 3/8/14 | W, 64-55 Norman |
| 3/9/12 | L, 79-66 Kansas City |
| TCU | 17-4 |
| Games: 21 | |
| Series Record: OU leads 17-4 | |
| At Norman: OU leads 11-0 | |
| At Fort Worth, Texas: OU leads 6-4 | |
| 1/3/92 | W, 103-82 Norman |
| 2/24/93 | L, 79-73 Fort Worth |
| 12/21/95 | W, 89-70 Fort Worth |
| 2/28/95 | W, 92-44 Norman |
| 11/25/96 | W, 103-81 Fort Worth |
| 12/7/96 | W, 93-47 Norman |
| 11/20/99 | W, 78-66 Norman |
| 12/7/00 | W, 94-74 Fort Worth |
| 11/27/02 | W, 76-60 Norman |
| 12/14/03 | W, 68-64 Fort Worth |
| 12/9/05 | L, 81-65 Fort Worth |
| 11/31/06 | W, 77-63 Norman |
| 11/21/09 | W, 74-70 Norman |
| 1/2/11 | L, 76-69 Fort Worth |
| 12/28/11 | W, 82-54 Norman |
| 1/9/13 | W, 85-79 Fort Worth |
| 1/30/13 | W, 74-53 Norman |
| 1/25/14 | W, 63-52 Norman |
| 3/1/14 | L, 76-66 Fort Worth |
| 1/17/15 | W, 97-81 Fort Worth |
| 2/14/15 | L, 77-54 Norman |
| Texas State | 2-0 |
| Games: 2 | |
| Series Record: OU leads 2-0 | |
| At Norman: OU leads 1-0 | |
| At San Marcos, Texas: OU leads 1-0 | |
| 12/9/88 | W, 92-74 San Marcos |
| 11/21/05 | W, 76-57 Norman |
| Texas Southern | 3-1 |
| Games: 4 | |
| Series Record: OU leads 3-1 | |
| At Norman: OU leads 3-0 | |
| At Denton, Texas: TSU leads 1-0 | |
| 2/7/81 | L, 80-72 Denton |
| 2/10/82 | W, 82-70 Norman |
| 12/15/85 | W, 103-71 Norman |
| 12/19/88 | W, 81-72 Norman |

| | |
|---------------------------------------|-----------------------|
| Texas Tech | 30-22 |
| Games: 52 | |
| Series Record: OU leads 30-22 | |
| At Norman: OU leads 15-9 | |
| At Lubbock, Texas: TTU leads 13-12 | |
| At Miami, Fla.: TTU leads 1-0 | |
| At Boise, Idaho: OU leads 1-0 | |
| At Kansas City, Mo.: OU leads 1-0 | |
| 12/1/80 | L, 65-58 Lubbock |
| 1/26/80 | L, 55-48 Norman |
| 1/12/81 | W, 69-56 Norman |
| 2/2/81 | L, 79-70 Lubbock |
| 2/18/82 | L, 93-86 Lubbock |
| 11/18/83 | W, 93-91 (OT) Norman |
| 12/3/89 | L, 64-54 Lubbock |
| 12/16/90 | L, 88-80 Lubbock |
| 12/6/91 | L, 66-50 Lubbock |
| 12/18/94 | W, 90-69 Miami |
| 12/21/94 | L, 80-75 Lubbock |
| 11/29/95 | W, 71-69 Norman |
| 1/15/97 | L, 67-55 Lubbock |
| 2/19/97 | L, 63-49 Norman |
| 2/11/98 | L, 79-63 Lubbock |
| 2/19/98 | L, 94-59 Norman |
| 1/6/99 | L, 93-69 Lubbock |
| 1/27/99 | L, 89-87 Norman |
| 1/8/00 | W, 82-76 Norman |
| 2/19/00 | L, 86-81 Lubbock |
| 1/28/01 | W, 84-66 Norman |
| 2/17/01 | W, 80-75 Lubbock |
| 1/5/02 | W, 80-68 Lubbock |
| 25/27/02 | W, 75-56 Norman |
| 3/23/02 | W, 72-62 Boise |
| 1/15/03 | L, 83-71 Norman |
| 2/19/03 | L, 59-48 Lubbock |
| 2/10/04 | W, 68-62 Lubbock |
| 2/25/04 | W, 65-53 Norman |
| 1/5/05 | L, 70-64 Lubbock |
| 2/23/05 | L, 83-70 Norman |
| 1/18/06 | W, 63-57 Norman |
| 3/1/06 | W, 60-59 Lubbock |
| 1/22/07 | W, 86-81 (2OT) Norman |
| 2/17/07 | W, 70-67 Lubbock |
| 2/12/08 | W, 78-39 Norman |
| 2/27/08 | W, 65-55 Norman |
| 2/17/09 | W, 80-72 Lubbock |
| 3/4/09 | W, 61-49 Norman |
| 1/09/10 | W, 73-58 Norman |
| 1/30/10 | W, 70-66 Lubbock |
| 1/11/11 | W, 71-61 Lubbock |
| 3/5/11 | L, 65-61 Kansas City |
| 1/26/11 | W, 71-69 Norman |
| 1/11/12 | W, 71-68 Norman |
| 2/29/12 | W, 70-62 Lubbock |
| 1/12/13 | W, 65-55 Norman |
| 3/1/13 | W, 77-73 Lubbock |
| 1/21/14 | W, 68-38 Lubbock |
| 3/3/14 | W, 87-32 Norman |
| 1/10/15 | W, 75-58 Lubbock |
| 1/24/15 | W, 70-64 Norman |
| Tulane | 1-1 |
| Games: 2 | |
| Series Record: Tied 1-1 | |
| At Norman: OU leads 1-0 | |
| At New Orleans, La.: Tulane leads 1-0 | |
| 1/8/87 | W, 84-53 Norman |
| 1/9/88 | L, 82-75 New Orleans |
| Tulsa | 24-2 |
| Games: 26 | |
| Series Record: OU leads 24-2 | |
| At Norman: OU leads 10-1 | |
| At Edmond, Okla.: OU leads 1-0 | |
| At Enid, Okla.: OU leads 1-0 | |
| At Tulsa, Okla.: OU leads 11-1 | |
| At Stillwater, Okla.: OU leads 1-0 | |
| At Tahlequah, Okla.: OU leads 1-0 | |
| 2/18/76 | L, 58-55 Norman |
| 2/28/76 | W, 57-53 Edmond |
| 12/9/78 | W, 95-52 Enid |
| 12/18/78 | W, 80-68 Tulsa |
| 2/11/79 | W, 94-45 Norman |
| 2/23/78 | W, 82-55 Tahlequah |
| 11/11/79 | W, 57-47 Tulsa |
| 2/10/79 | W, 69-45 Norman |
| 2/22/80 | W, 68-55 Tulsa |
| 1/5/80 | W, 77-40 Norman |
| 1/29/81 | W, 87-57 Norman |
| 2/14/81 | W, 106-68 Tulsa |
| 2/14/82 | W, 90-59 Norman |
| 1/27/82 | W, 87-62 Norman |
| 2/4/83 | W, 99-60 Norman |
| 2/ | |



Courtney Paris' career ended with a Final Four appearance and a plethora of accolades. Paris led the Sooners to 32 wins, a Big 12 Conference title and national semifinal appearance in her senior season. The Californian was the first four-time All-American for both the Associated Press and U.S. Basketball Writers Association. Paris' collegiate career ended with her name attached to 20 NCAA, 57 Big 12 and 69 OU records. Her incredible double-double streak was stopped at 112 consecutive games, 93 more than the previous record holder. Paris was also the first player in college basketball history, regardless of division or gender, to record 2,500 points and 2,000 rebounds in a career.





1,000-POINT SCORERS

| | | |
|--------------|--|---------|
| 2,729 | Courtney Paris 6-4 Center Piedmont, Calif. | 2006-09 |
| 2,328 | Aaryn Ellenberg 5-7 Guard Las Vegas, Nev. | 2011-14 |
| 2,187 | Phylesha Whaley 5-10 Forward Slaton, Texas | 1997-00 |
| 2,147 | Molly McGuire 6-0 Forward Pawhuska, Okla. | 1980-83 |
| 2,138 | Danielle Robinson 5-9 Guard San Jose, Calif. | 2008-11 |
| 2,125 | La'Neishea Caufield 5-9 Guard Ada, Okla. | 1999-02 |
| 1,920 | Stacey Dales 6-0 Guard Brockville, Ontario | 1998-02 |
| 1,653 | Caton Hill 6-1 Forward Ada, Okla. | 2000-04 |
| 1,653 | Jacquetta Hurley 6-0 Forward Fox, Okla. | 1983-86 |
| 1,553 | Lynn McCurdy 5-10 Guard Purcell, Okla. | 1981-84 |
| 1,511 | Angi Guffy 6-2 Forward Ringwood, Okla. | 1992-95 |
| 1,491 | Dionnah Jackson 5-9 Guard St. Louis, Mo. | 2002-05 |
| 1,451 | Etta Maytubby 5-11 Forward Del City, Okla. | 1993-96 |
| 1,427 | Leah Rush 6-1 Forward Amarillo, Texas | 2004-07 |
| 1,391 | Sharane Campbell 5-10 Guard Spencer, Okla. | 2012-15 |
| 1,353 | Tami Rogers 5-9 Guard Mont Belvieu, Texas | 1987-90 |
| 1,323 | Morgan Hook 5-10 Guard Lowell, Ark. | 2011-14 |
| 1,302 | Angie Alexander 5-11 Guard Preston, Okla. | 1989-92 |
| 1,273 | Ashley Paris 6-3 Forward Piedmont, Calif. | 2006-09 |
| 1,221 | Jo Mosley 6-0 Forward Oklahoma City | 1986-89 |
| 1,211 | Whitney Hand 6-1 Guard Fort Worth, Texas | 2009-13 |
| 1,205 | LaTrenda Phillips 6-0 Forward Lawton, Okla. | 1984-87 |
| 1,202 | Amanda Thompson 6-1 Forward Chicago, Ill. | 2007-10 |
| 1,191 | Lisa Allison 6-3 Center Carthage, Mo. | 1984-87 |
| 1,186 | Chelsi Welch 5-9 Guard Plainview, Texas | 2003-07 |
| 1,176 | Nyeshia Stevenson 5-10 Forward Little Rock, Ark. | 2007-10 |
| 1,148 | Mandy Wade 6-3 Center Ringling, Okla. | 1992-95 |
| 1,096 | LaNae Jones 6-5 Center Kaufman, Texas | 1993-96 |
| 1,093 | Janet Freeman-Southard 5-11 Forward Moore, Okla. | 1979-82 |
| 1,088 | Nicole Griffn 6-6 Center Milwaukee, Wis. | 2011-14 |

LLOYD NOBLE CENTER

HOME COURT ADVANTAGE

It's recognized as one of the toughest gyms in college basketball and since Oklahoma women's basketball began playing in the Lloyd Noble Center in the 1976, the Sooners have made plenty of memories there. Stacy Dales, Aaryn Ellenberg, Courtney Paris, Danielle Robinson and Phylesha Whaley are just a few that have graced the court and started for the Sooners.

It's where OU set a school record with 26 consecutive home wins during a three-year stretch from 1984-86. The Lloyd Noble Center has been the foundation of the program's significant growth since head coach Sherri Coale took the reigns prior to the 1996-97 season.

Under Coale, the Sooners have won 183 games at home since the 2000-01 season. During the 2001-02 season, OU posted a perfect 12-0 record on its home floor for the first time in 16 seasons. The home court advantage has been evident with the Sooners for many years, ranking amongst the nation's best in yearly attendance for a number of seasons.

The Sooners are 363-124 all-time at the Lloyd Noble Center with over 1.4 million fans walking through the facility's doors.

OU'S LARGEST VICTORY MARGINS AT LLOYD NOBLE CENTER

| Margin | Score | Opponent | Date |
|--------|--------|------------------------|----------|
| +73 | 121-48 | Central Arkansas | 12-20-07 |
| +72 | 121-49 | Prairie View A&M | 11-29-90 |
| +70 | 105-35 | Prairie View A&M | 12-14-91 |
| +66 | 103-37 | Jackson State | 12-7-98 |
| +66 | 118-52 | Arkansas Pine-Bluff | 12-29-10 |
| +64 | 89-25 | North Carolina Central | 1-4-09 |
| +62 | 117-55 | Sacramento State | 11-13-11 |
| +60 | 101-41 | Prairie View A&M | 12-12-92 |
| +59 | 104-45 | Oklahoma Baptist | 11-30-78 |
| +59 | 91-32 | Tulsa | 12-11-86 |
| +59 | 105-46 | Maryland Eastern Shore | 12-15-13 |
| +57 | 93-36 | Arkansas State | 12-2-07 |
| +52 | 94-42 | Tulsa | 12-21-08 |
| +51 | 99-48 | Oral Roberts | 2-10-94 |
| +50 | 87-37 | Oklahoma State | 1-17-04 |
| +50 | 100-50 | San Diego | 1-15-83 |
| +50 | 110-60 | Emporia State | 1-4-84 |
| +50 | 116-66 | UT-Pan American | 11-26-10 |

202

The number of victories for the Sooners during the Sherri Coale era, good for a .777 winning percentage.

Oklahoma's Lloyd Noble Center winning percentage (363-124) since the building opened in 1975.

.745

Over 1.4 million fans have packed the Lloyd Noble Center during the Sherri Coale era to watch the Sooners play.

1.4

16

OU is 31-7 in home openers at the LNC, winning 16 out of its last 17 to begin their home schedule.

31



LLOYD NOBLE CENTER



LNC YEARLY RECORDS

| Year | Season Record | Home Games | Home Record | Home Attend. | Attend. Avg. |
|---------------|----------------|------------|-----------------------|-------------------|---------------|
| 1975-76 | 3-14 | 4 | 2-2 | --- | --- |
| 1976-77 | 4-20 | 8 | 1-7 | --- | --- |
| 1977-78 | 20-12 | 12 | 9-3 | --- | --- |
| 1978-79 | 13-16 | 10 | 5-5 | --- | --- |
| 1979-80 | 17-16 | 11 | 6-5 | --- | --- |
| 1980-81 | 21-11 | 9 | 9-0 | --- | --- |
| 1981-82 | 17-14 | 16 | 12-4 | --- | --- |
| 1982-83 | 17-11 | 16 | 14-2 | --- | --- |
| 1983-84 | 22-10 | 12 | 10-2 | --- | --- |
| 1984-85 | 23-7 | 12 | 12-0 | --- | --- |
| 1985-86 | 24-7 | 10 | 9-1 | --- | --- |
| 1986-87 | 18-10 | 11 | 8-3 | --- | --- |
| 1987-88 | 14-13 | 11 | 7-4 | --- | --- |
| 1988-89 | 11-16 | 10 | 5-5 | --- | --- |
| 1989-90 | 7-22 | 11 | 3-8 | --- | --- |
| 1990-91 | 10-18 | 12 | 7-5 | --- | --- |
| 1991-92 | 17-12 | 16 | 11-5 | --- | --- |
| 1992-93 | 12-15 | 11 | 6-5 | --- | --- |
| 1993-94 | 18-12 | 12 | 9-3 | --- | --- |
| 1994-95 | 22-9 | 11 | 9-2 | --- | --- |
| 1995-96 | 12-15 | 12 | 7-5 | --- | --- |
| 1996-97 | 5-22 | 9 | 1-8 | 18,084 | 842 |
| 1997-98 | 8-19 | 12 | 5-7 | 18,692 | 815 |
| 1998-99 | 15-14 | 13 | 10-3 | 20,257 | 1,192 |
| 1999-00 | 25-8 | 15 | 13-2 | 39,880 | 2,539 |
| 2000-01 | 28-6 | 12 | 11-1 | 40,169 | 6,530 |
| 2001-02 | 32-4 | 12 | 12-0 | 70,048 | 4,837 |
| 2002-03 | 19-13 | 12 | 8-4 | 63,560 | 4,352 |
| 2003-04 | 24-9 | 13 | 10-3 | 73,981 | 4,815 |
| 2004-05 | 17-13 | 13 | 9-4 | 74,032 | 5,098 |
| 2005-06 | 31-5 | 13 | 12-1 | 99,233 | 8,857 |
| 2006-07 | 28-5 | 12 | 10-2 | 125,732 | 10,979 |
| 2007-08 | 22-9 | 14 | 12-2 | 129,527 | 9,686 |
| 2008-09 | 32-5 | 16 | 15-1 | 140,564 | 8,159 |
| 2009-10 | 27-11 | 12 | 9-3 | 97,818 | 9,213 |
| 2010-11 | 23-12 | 17 | 15-2 | 93,322 | 6,207 |
| 2011-12 | 21-13 | 16 | 11-5 | 99,742 | 7,098 |
| 2012-13 | 24-11 | 17 | 13-4 | 102,061 | 6,123 |
| 2013-14 | 18-5 | 19 | 14-5 | 107,015 | 4,647 |
| 2014-15 | 21-12 | 13 | 12-1 | 68,636 | 4,115 |
| Totals | 420-206 | 487 | 363-124 (.745) | 1,482,083* | 5,700* |

* - Attendance numbers for Sherri Coale era

\$20 MILLION IN IMPROVEMENTS

The Lloyd Noble Center expansion and renovation project was completed prior to the 2001-02 season. Featured was a 70,000-square-foot addition to the south side of the center with two new full-sized practice courts, one for men's basketball and one for women's. Both OU basketball programs also now boast new offices, film rooms, training rooms, locker rooms, spa/sauna rooms and a full-sized weight room. Prior to the 2007-08 season, a \$3.1 million high-definition scoreboard and sound system was also added.

The \$20.2 million in additions and renovations has also enhanced Lloyd Noble Center for the wide variety of public events it hosts, including graduations, concerts and large meetings. These improvements include an expanded LNC parking lot, renovated arena ceiling and a modernization of the electrical systems. With the project, the OU athletics department has become a national leader in creating equal and outstanding facilities for both its men's and women's basketball programs.

In the summer of 2015, the OU Board of Regents approved a \$7 million new strength facility for both the men's and women's basketball programs.



LNC'S 20 LARGEST CROWDS

- 12,906 vs. Baylor, Feb. 21, 2009 (OU won 66-58)
- 12,387 vs. Oklahoma State, March 7, 2010 (OU won 95-62)
- 12,205 vs. Oklahoma State, Feb. 23, 2008 (OU won 12,205)
- 12,202 vs. Texas, March 2, 2008 (OU lost 65-50)
- 12,193 vs. Oklahoma State, Feb. 28, 2009 (OU won 73-63)
- 12,168 vs. Texas A&M, Feb. 12, 2008 (OU won 68-56)
- 12,112 vs. Baylor, Feb. 12, 2006 (OU won 81-77 in OT)
- 12,090 vs. Oklahoma State, Feb. 4, 2007 (OU won 78-63)
- 12,080 vs. Tennessee, Dec. 21, 2003 (OU lost 71-55)
- 12,003 vs. Nebraska, Feb. 26, 2006 (OU won 73-45)
- 11,865 vs. Connecticut, Feb. 15, 2010 (OU lost 76-60)
- 11,859 vs. Baylor, Jan. 20, 2008 (OU lost 84-73)
- 11,689 vs. Texas A&M, Feb. 18, 2006 (OU won 73-54)
- 11,573 vs. Missouri, Jan. 31, 2009 (OU won 78-56)
- 11,510 vs. Missouri, Feb. 25, 2007 (OU won 72-57)
- 11,510 vs. Baylor, Feb. 28, 2007 (OU won 88-61)
- 11,486 vs. Texas A&M, Jan. 27, 2007 (OU lost 54-52)
- 11,411 vs. Ohio State, Dec. 20, 2006 (OU lost 74-67)
- 11,245 vs. Texas, Feb. 12, 2007 (OU won 11,245)
- 10,713 vs. Connecticut, Dec. 29, 1999 (OU lost 84-68)



SOONERS IN THE WNBA DRAFT

Here's your shot. If you want to make a name for yourself as an elite player, you come to the University of Oklahoma. The Sooners have littered the draft board in recent seasons, no more evident than in 2010 when the entire senior class was selected by teams.

Want a chance? Oklahoma players are respected by the league's coaches. When it comes time to pick the final members of their teams, they choose players with leadership and character on and off the court.

FIRST-ROUND DRAFT PICKS

Oklahoma is No. 1 among Big 12 Conference teams with six first-round WNBA picks. The latest of those was Danielle Robinson, who was selected sixth overall in 2011 by the San Antonio Silver Stars.

SOONERS TAKEN FIRST

Oklahoma has had six players -- Stacey Dales, Rosalind Ross, La'Neishea Caufield, Dionnah Jackson, Courtney Paris and Danielle Robinson -- taken in the first round of the draft.

14 DRAFTED BY WNBA TEAMS

Fourteen Sooners -- Caufield, Dales, Whitney Hand, Jackson, Abi Olajuwon, Ashley Paris, Courtney Paris, Robinson, Ross, Leah Rush, Nyeshia Stevenson, Amanda Thompson, Maria Villaroel and Phylesha Whaley -- have been drafted into the league.



OKLAHOMA'S DRAFT HISTORY

| | | | |
|------|---------------------|------------------------------|--------------------------|
| 2013 | Whitney Hand | Third Round, 32nd Overall | San Antonio Silver Stars |
| 2011 | Danielle Robinson | First Round, Sixth Overall | San Antonio Silver Stars |
| 2010 | Amanda Thompson | Second Round, 16th Overall | Tulsa Shock |
| | Abi Olajuwon | Third Round, 28th Overall | Chicago Sky |
| | Nyeshia Stevenson | Third Round, 36th Overall | Phoenix Mercury |
| 2009 | Courtney Paris | First Round, Seventh Overall | Sacramento Monarchs |
| | Ashley Paris | Second Round, 22nd Overall | Los Angeles Sparks |
| 2007 | Leah Rush | Third Round, 28th Overall | Phoenix Mercury |
| 2005 | Dionnah Jackson | First Round, 13th Overall | Detroit Shock |
| | Maria Villaroel | Third Round, 27th Overall | Phoenix Mercury |
| 2002 | Stacey Dales | First Round, Third Overall | Washington Mystics |
| | La'Neishea Caufield | First Round, 13th Overall | Utah Starzz |
| | Rosalind Ross | First Round, 16th Overall | Los Angeles Sparks |
| 2000 | Phylesha Whaley | Third Round, 38th Overall | Minnesota Lynx |





MEDIA INFORMATION

OU ATHLETICS COMMUNICATIONS

► OU ATHLETICS COMMUNICATIONS OFFICE

The OU Athletics Communications Office is located on the second floor of Gaylord Family-Oklahoma Memorial Stadium (northwest corner), approximately 1.5 miles north of Lloyd Noble Center.

Main Office Phone/Fax: (405) 325-8231/(405) 325-7623

Address: 180 W. Brooks, Room 2525, Norman, OK 73019

Lloyd Noble Center Press Row: (405) 325-1024

Assistant AD/Communications: Mike Houck (football)

Email: mhouck@ou.edu

Associate Director: Mitch Heckart (men's basketball)

Email: mheckart@ou.edu

Associate Director: Tyler Pigg (women's basketball)

Office Phone: (405) 325-3671

Cell Phone: (334) 750-0791

Email: tpigg@ou.edu

Assistant Director: Karl Anderson (softball, football)

Email: karl.anderson@ou.edu

Assistant Director: Brendan Flynn (baseball, volleyball)

Email: brendan.flynn@ou.edu

Assistant Director: Chelsey Kraft (soccer, women's gymnastics)

Email: ckraft@ou.edu

Research Fellow: Wes Moody (men's gymnastics, men's tennis)

Research Fellow: Micah Thompson (women's golf, rowing, wrestling)

Graduate Assistant: Akilah Laster (cross country)

Student Assistants: Andie Beene, Walker Brooke, Cailey Christy, Patrick Dunn, Conner Hildenbrand, Madison Huffling, Mike McCareins, Dillon Stanley, Allison Weiss

Graphic Design Director: Scott Matthews

Email: smatthews@ou.edu

Graphic Design Assistant Director: Kelsey Hargens

Email: khargens@ou.edu

Graphic Design Graduate Assistant: Cole Smith

Email: csmith@ou.edu

Publications Director: Debbie Copp (track)

Email: dcopp@ou.edu

► BIG 12 OPPONENT CONTACTS

| School | Contact | Office Phone |
|----------------------|-----------------------|----------------|
| Baylor..... | Julie Bennett | (254) 710-3042 |
| Iowa State..... | Nicole Greiner | (515)509-1920 |
| Kansas..... | Theresa Kurtz..... | (785) 864-7488 |
| Kansas State..... | Randy Peterson | (785) 532-7708 |
| Oklahoma State | Ryan Cameron | (405) 744-4854 |
| TCU..... | Robert Sampson..... | (817) 257-5367 |
| Texas..... | TBD..... | (512) 471-6039 |
| Texas Tech | Blake Zimmerman | (806) 834-3825 |
| West Virginia..... | Russell Luna..... | (304) 293-2821 |
| Big 12 Office..... | Joni Lehman..... | (469) 524-1022 |



Mike Houck
Assistant AD
(Football)



Mitch Heckart
Associate Director
(Men's Basketball)



Tyler Pigg
Associate Director
(Women's Basketball)



Karl Anderson
Assistant Director
(Softball, Football)



Brendan Flynn
Assistant Director
(Baseball, Volleyball)



Chelsey Kraft
Assistant Director
(Soccer, Women's Gymnastics)



Wes Moody
Resesarch Fellow
(Men's Gymnastics, Men's Tennis)



Micah Thompson
Research Fellow
(Women's Golf, Rowing, Wrestling)



Debbie Copp
Publications Director
(Track & Field)



Akilah Laster
Graduate Assistant
(Cross Country)



Scott Matthews
Graphics Design Director



Kelsey Hargens
Graphics Design Assistant
Director

► ADMINISTRATION (Area Code 405)

| | |
|--|----------|
| Vice President for Intercollegiate Athletics Programs and Director of Athletics | |
| Joe Castiglione | 325-8208 |
| Executive Associate Athletics Director | |
| Larry Naifeh | 325-8200 |
| Senior Associate AD (Development) | |
| Michael Alford | 325-8225 |
| Senior Associate AD (Chief Financial Officer) | |
| Luther Lee | 325-1844 |
| Executive Director of Athletics Compliance | |
| Jason Leonard | 325-8346 |
| Senior Associate AD (Academic Services) | |
| Mike Meade..... | 325-4146 |
| Senior Associate AD (External Operations) | |
| Kenny Mossman | 325-8231 |
| Senior Associate AD (SWA/Event Management/Facilities) | |
| Lindy Roberts | 325-8225 |
| Senior Associate AD (Administration) | |
| Zac Selmon | 325-3396 |
| Senior Associate AD (Internal Operations) | |
| Greg Tipton..... | 325-4666 |
| Assistant AD (Events and Facilities) | |
| Danny Davis..... | 325-8235 |
| Assistant AD (Communications) | |
| Mike Houck | 325-8227 |
| Assistant AD (Broadcast Operations) | |
| Brandon Meier | 325-8875 |
| Assistant AD (Ticket Operations) | |
| Charlie Taylor..... | 325-8232 |
| Assistant AD (Development) | |
| McK Williams..... | 325-8194 |
| Special Assistant to the Athletics Director | |
| Merv Johnson..... | 325-8262 |
| Executive Director Varsity O Association/ Special Asst. to the Athletics Director | |
| Joe Washington | 325-7811 |
| Faculty Athletics Representative | |
| Kelly Damphousse | 325-2529 |

► HEAD COACHES

| | |
|---|----------|
| Baseball | |
| Pete Hughes | 325-8354 |
| (Davidson '90) | |
| Basketball (Men) | |
| Lon Kruger | 325-4732 |
| (Kansas State '75) | |
| Basketball (Women) | |
| Sherri Coale | 325-8322 |
| (Oklahoma Christian University of Science and Arts '87) | |
| Cross Country | |
| Jim VanHootegem | 325-8212 |
| (North Central College '90) | |
| Football | |
| Bob Stoops | 325-8245 |
| (Iowa '83) | |
| Golf (Men) | |
| Ryan Hybl | 325-8342 |
| (Georgia '04) | |
| Golf (Women) | |
| Veronique Drouin-Luttrell | 325-8343 |
| (Kent State '03) | |
| Gymnastics (Men) | |
| Mark Williams | 325-8341 |
| (Nebraska '80) | |
| Gymnastics (Women) | |
| K.J. Kindler | 325-8333 |
| (Iowa State '92) | |
| Rowing (Women) | |
| Leeanne Crain..... | 325-6961 |
| (UCLA '88) | |
| Soccer (Women) | |
| Matt Potter..... | 325-8296 |
| (West London College of Brunell University '92) | |
| Softball | |
| Patty Gasso | 325-8371 |
| (Long Beach State '84) | |
| Tennis (Men) | |
| John Roddick | 325-8362 |
| (Georgia '98) | |
| Tennis (Women) | |
| David Mullins | 325-8325 |
| (Fresno State '01) | |
| Track and Field | |
| Jim VanHootegem | 325-8212 |
| (North Central College '90) | |
| Volleyball (Women) | |
| Santiago Restrepo | 325-8364 |
| (East Stroudsburg '86) | |
| Wrestling | |
| Mark Cody | 325-3959 |
| (Bellevue '85) | |

COVERING THE SOONERS

ATHLETICS COMMUNICATIONS OFFICE

The department is housed in suite 2525 of the Gaylord Family-Oklahoma Memorial Stadium, is approximately 1.5 miles north of the basketball arena. The office can be accessed by using Gate 7 on the north side of the stadium.

CREDENTIALS

All members of the media covering the game in a working capacity must seek appropriate credentials at least 24 hours in advance. Please email associate director Tyler Pigg (tpigg@ou.edu) with your request.

INTERVIEW POLICIES

Oklahoma players and coaches are available for interviews throughout the season. Arrangements must be made through Tyler Pigg in the Athletics Communications Office at least 24 hours in advance. Phone numbers of players and coaches will not be released.

PRACTICE SCHEDULE

Regular season practices are generally scheduled for 1:15 p.m. on weekday afternoons at the Lloyd Noble Center. Please contact Tyler Pigg at the OU Athletics Communications office for practice availability. If you plan to attend practice, advance notice is required.

PRESS ROW

Media seating is located in the southwest corner of Lloyd Noble Center. The press row phone number is (405) 325-1024.

MEDIA SERVICES

Pregame notes, flipcards, media guides, programs and statistics will be provided to working media prior to each game. At halftime, a box score and play-by-play will also be distributed in the media work room. A complete postgame packet, consisting of game notes, halftime and final box scores, shot charts and play-by-play, will be handed out approximately 20 minutes after the conclusion of the game.

LLOYD NOBLE CENTER MEDIA WILL CALL/PARKING

The media entrance and the media will call is located at the south tunnel of the Lloyd Noble Center. Those picking up credentials will be required to furnish photo identification to the attendant. Credentials will be ready one hour prior to tipoff and are available at media will call. Media representatives are strongly encouraged to park on the south end of the arena and enter through the lower south entrance. There is reserved parking for working media in the south parking lot at the Lloyd Noble Center.

PREGAME MEALS

Pregame meals are furnished for those with credentials and served near the media work room.



Sooner Sports Properties, LLC, is the multimedia rights holder for athletics at the University of Oklahoma. Sooner Sports Properties is a joint venture of Learfield Communications and Tyler Media (parent company of radio flagships KOKC-AM and KRXO-FM). In addition to the broadcast programming for OU athletics, Sooner Sports Properties has exclusive rights for corporate sales for advertising, event sponsorships, game promotions and cross-retail promotions, advertising sales and vending of game programs and athletic periodicals, and the development of the official athletics website, SoonerSports.com, and the subscription-based premium content All-Access.



TV, RADIO AND ONLINE

Sooner Sports Properties produces game day radio broadcasts and special programming, syndicated on the Oklahoma Sooner Radio Network, which consists of nearly 40 stations across Oklahoma and surrounding states.

Many of these stations also carry "Sooner Sports Talk," a weekly statewide call-in show featuring Sooner head coaches and the daily report, "Sooner Sports Today," which airs twice daily, five days a week. Both shows air for 36 weeks during the academic year. In addition, Sooner Sports Properties produces radio broadcasts of all Sooner women's basketball, baseball and softball games.

Sooner Sports Properties also produces and syndicates a variety of television shows and game telecasts. The package includes 30 minute coach's shows for Bob Stoops, Lon Kruger and Sherri Coale; sixty minute highlight shows for football and men's basketball; plus a live television package that covers the state of Oklahoma and surrounding region.

SOONERS ON THE AIR

The Oklahoma Radio Network brings Sooner fans closer to the action whenever the women's basketball team takes to the court. KOKC (1520 AM) once again will broadcast every OU women's basketball game. Brian Brinkley is in his 13th season as the voice of women's basketball on the OU Radio Network.

Sooner fans throughout Oklahoma can follow every shot and rebound of Sherri Coale's team on KOKC-AM. The regional network brings all the excitement of OU basketball including pregame and postgame analysis to fans, alumni and basketball enthusiasts across the state.

KOKC-AM is Oklahoma City's affiliate on the Sooner Sports Network and also serves as the home of OU football and men's basketball teams.

SHERRI COALE RADIO SHOW

Each Thursday throughout the season, the Sherri Coale Radio Show will provide Oklahoma fans the opportunity to talk OU Basketball with Coach Sherri Coale. Fans can visit with Coach Coale in person at the Red Lobster in Norman and in Oklahoma City at I-240 and Western.

SOONER BROADCASTS ON THE INTERNET

Every Oklahoma women's basketball game and each segment of the Sherri Coale Radio Show can be heard live on the Internet at SoonerSports.com, OU's official athletics web site. Sooner Sports Properties and SoonerSports.com team up to provide exclusive internet broadcast coverage for Sooner fans around the nation and the world.



BRIAN BRINKLEY

Play-by-Play, Sooner Sports Radio Network



BOB CARPENTER

Play-by-Play, Sooner Sports Television Network



JESSICA COODY

Reporter, Sooner Sports Television Network



DAN HUGHES

Analyst, Sooner Sports Television Network



CHAD MCKEE

Play-by-Play, Sooner Sports Television Network



TOBY ROWLAND

Host and Play-by-Play, Sooner Sports Network



BRENDA VANLEGEN

Analyst, Sooner Sports Television Network



BIG 12 CONFERENCE

▶ A NEW ERA

The Big 12 celebrates its 20th year in 2015-16 as it continues to promote the strength and success of one of the nation's premier athletic conferences under the direction of fourth-year commissioner Bob Bowlsby.

TCU and West Virginia joined the league on July 1, 2012 and became the Big 12's first additions since inception, joining Baylor, Iowa State, Kansas, Kansas State, Oklahoma, Oklahoma State, Texas and Texas Tech.

With 10 members, the Big 12 remains as the only major conference in the nation to determine its champions in all sports directly on the field of play with a full round-robin schedule. The Conference's hard work ethic and strong values have translated to enormous success in its first 19 years. Since it began competition in 1996-97, the league can boast of 54 NCAA team titles and 587 individual national championships.

Additionally, the Big 12 has been at the forefront in college athletics reform, specifically with student-athlete welfare issues to include cost of attendance and strengthening its policy for concussion diagnosis and management. In 2014-15, the Big 12 introduced and hosted three "State of Collegiate Athletics" forums to examine the issues facing college athletics. Two were conducted in Washington, D.C. and one in New York City. Panelists included respected authorities from intercollegiate athletics, university leadership and sports journalism. The third forum featured a special session comprised of student-athletes.

The 2014 fall sport season saw Texas become the 13th league volleyball squad to advance to the national semifinals – its 10th appearance all-time. A total of five Big 12 volleyball teams moved on to the postseason and also finished in the NCAA RPI top 30. Big 12 soccer teams represented in the NCAA postseason field with six selections, marking the highest total for the league since 2008. In cross country competition, three teams placed in the top 10 at the NCAA Division I Men's and Women's Cross Country Championships, including a runner-up finish by the Iowa State women. Seventy percent of the league advanced to bowl games with two teams playing in the College Football Playoff News Year's Bowls. The Conference has had seven or more bowl teams in 15 of the last 17 years.

The 2015 winter and spring seasons saw Texas swimming & diving claim its fifth national championship while Oklahoma men's tennis and Baylor women's golf finished as NCAA runners-up. TCU made the Big 12's 19th appearance in the baseball College World Series. The Conference won NCAA individual titles in 22 events across the sports of men's swimming & diving, wrestling, men's tennis and men's and women's indoor and outdoor track & field.

The Big 12 lays claim to five Heisman Trophy winners since 1996 and has had a finalist in 12 of its 19 seasons. Twenty-two athletes have earned major individual awards in football in the past six campaigns. Overall, more than 4,600 student-athletes have earned All-America recognition. This past summer, West Virginia soccer standout Kadeisha Buchanan earned the Hyundai Young Player Award at the 2015 World Cup while playing for her native Canada, given to the player born in 1995 or later that made the biggest impression in the competition.

Through its first 19 years, the Big 12 has claimed a team national championship in 17 of the sports it sponsors. The Conference finished the BCS era ranked tied for second with seven appearances in the National Championship Game. League squads combined to lead the nation in women's basketball attendance 15 consecutive years (2014-15 not yet available), and the Big 12 is the only conference to surpass the one-million mark in

season attendance – doing so six times. In men's basketball, the league has had seven teams earn NCAA bids three times in the past six years and every coach has guided a team to the NCAA Tournament, including a nation's-best six coaches that have led teams to the Final Four. During the last 11 years a total of 33 NCAA trophies have been hoisted by Big 12 institutions, with at least one national crown won in all but one year for the Conference, including 18 consecutive seasons.

The Big 12 and its member institutions are committed to a competitive environment where sportsmanship and fair play take center stage. Whether on the field, in the classroom, or within the community, the student-athletes, administrators, coaches and game officials of the Big 12 support the highest ideals in sportsmanship.

National academic accolades have always been strong in the Big 12. Gabe Ikard (Oklahoma) was presented the NCAA Today's Top 10 Award in January 2015. It recognizes former student-athletes for their successes on the fields and courts, in the classroom and in the community. Since 1996, the Big 12 has a total of 11 honorees for this prestigious award. In the last four seasons, six student-athletes were recipients of the NCAA Elite 89 Award with women's cross country's Kelly Williams (West Virginia) and women's outdoor track & field athlete Montene Speight (Texas Tech) picking up the latest honors in 2014-15. The accolade showcases individuals who have reached the pinnacle of competition at the national championship level, while also achieving the highest academic standard among their peers.

In its short history, the Big 12 has nearly 600 Academic All-America recipients, averaging more than 30 each season. Big 12 student-athletes have shown commitment to their studies by earning numerous individual academic recognitions. Eleven times in the past 10 years a league athlete has garnered the top academic honor for their respective sport, including Frances Silva (West Virginia) for soccer and Gabe Ikard (Oklahoma) for football in 2013.

The Big 12 can take pride in other stories that combine on and off the field success. In the fall of 2013, former Texas Tech track and field student-athlete Ifeatu Okafor was named the Big 12's first NCAA Woman of the Year. Patience Knight (Texas Tech) was the recipient of the Honda Inspiration Award in 2008 while Imani McGee-Stafford (Texas) was honored in 2015. It is given to an outstanding female college athlete who overcomes adversity to excel in her sport. Oklahoma State women's basketball was the inaugural recipient of the "Together We R" Team Award in 2012, recognizing programs that have strived to succeed in the face of adversity. Following a devastating tornado south of Oklahoma City just before the Big 12 Baseball Championship in 2013, several league baseball teams along with other student-athletes, coaches and former Conference players contributed help in a variety of ways. Plus, the Conference contributed \$200,000 to the relief efforts. In the fall of 2014, Oklahoma football student-athlete Sterling Shepard and head coach Bob Stoops were honored with the Disney Sports Spirit Award while Kansas football student-athlete JaCorey Shepherd received the Lee Roy Selmon Community Spirit Award.

Competitive excellence, scholarship and sportsmanship are all equal components of the Big 12 philosophy. All-Big 12 teams and Academic All-Big 12 squads are recognized for each sport at the end of their respective seasons. At the end of each academic year, the Conference honors its top male and



400 East John Carpenter Freeway ■ Irving, TX 75062
(469) 524-1000 ■ Big12Sports.com

female student-athletes with the Big 12 Athlete of the Year and Big 12 Sportsperson of the Year awards.

Institutions can also nominate student-athletes for the prestigious Dr. Prentice Gault Postgraduate Scholarships. A total of 361 scholars have received over \$2.5 million in postgraduate financial aid through the first 19 years of the program.

The Big 12 sponsors 23 sports. Men's squads include baseball, basketball, cross country, football, golf, indoor track & field, outdoor track & field, swimming & diving, tennis and wrestling. Women's teams are fielded in basketball, cross country, equestrian, golf, gymnastics, indoor track & field, outdoor track & field, rowing, soccer, softball, swimming & diving, tennis and volleyball.

Big 12 institutions create a league that encompasses five states and nearly 38 million people. Nearly 5,000 student-athletes from across the United States and around the World compete annually in the sports sponsored by the Conference.

The Conference conducts postseason championships for 20 of its 23 sports. Each championship helps to determine teams and/or individuals that will represent the Conference in national postseason competition.

In its first 19 years, the Big 12 has distributed approximately \$2.3 billion to its member institutions, including a record \$253 million in 2014-15. The Conference office is headquartered in Irving, Texas.

BIG 12 COMPOSITE SCHEDULE

Friday, November 13

| | |
|--------------------------|------------|
| Lamar at Oklahoma State | 11:00 a.m. |
| Niagara at Texas Tech | 11:00 a.m. |
| UT-Arlington at Baylor | 6:00 p.m. |
| Sam Houston State at TCU | 6:00 p.m. |
| K-State at Tulsa | 7:00 p.m. |
| Hampton at Iowa State | 7:00 p.m. |
| Winthrop at Oklahoma | 7:00 p.m. |

Saturday, November 14

| | |
|---------------------------------|-----------|
| Delaware State at West Virginia | TBA |
| UTSA at Texas | 7:00 p.m. |

Sunday, November 15

| | |
|---------------------------------|-----------|
| Iowa State at Drake | 2:00 p.m. |
| Texas Southern at Kansas (TWSC) | 2:00 p.m. |
| New Orleans at TCU | 2:00 p.m. |

Monday, November 16

| | |
|-------------------------------|-----------|
| Abilene Christian at K-State | 6:00 p.m. |
| Coppin State at West Virginia | 6:00 p.m. |
| North Texas at Oklahoma | 7:00 p.m. |
| TBD at Baylor | TBA |

Tuesday, November 17

| | |
|----------------------------------|-----------|
| Texas Southern at Oklahoma State | 7:00 p.m. |
|----------------------------------|-----------|

Wednesday, November 18

| | |
|-----------------------------|-----------|
| TCU at SMU | 7:00 p.m. |
| Northwestern State at Texas | 11 a.m. |

Thursday, November 19

| | |
|--------------------------|-----------|
| BYU at Oklahoma | 6:00 p.m. |
| Memphis at Kansas (TWSC) | 7:00 p.m. |
| South Dakota at K-State | 7:00 p.m. |
| TBD at Baylor | TBA |

Friday, November 20

| | |
|-------------------------------------|-----------|
| Southern Illinois at Oklahoma State | 7:00 p.m. |
|-------------------------------------|-----------|

Saturday, November 21

| | |
|--------------------------------------|-----------|
| Texas at Rice | 2:00 p.m. |
| Southeastern Louisiana at Texas Tech | 6:30 p.m. |
| TCU at Texas A&M | 7:00 p.m. |

Sunday, November 22

| | |
|---------------------------|-----------|
| New Orleans at Iowa State | 2:00 p.m. |
| Oklahoma at Bradley | 2:00 p.m. |
| West Virginia at Gonzaga | 4:00 p.m. |
| TBD at Baylor | TBA |

Monday, November 23

| | |
|---|------------|
| Kansas at Arizona | 1:00 p.m. |
| K-State at Connecticut (SNY) | 6:00 p.m. |
| Oklahoma State at Missouri State | 7:00 p.m. |
| 2-West Virginia vs. Southern California | 10:00 p.m. |

Tuesday, November 24

| | |
|--------------------------------|------------|
| Idaho State at Texas Tech | 6:30 p.m. |
| Prairie View A&M at TCU | 7:00 p.m. |
| West Virginia vs. Grand Canyon | 10:00 p.m. |

Wednesday, November 25

| | |
|---------------------|-----------|
| Southern at K-State | 2:00 p.m. |
| Hampton at Texas | 7:00 p.m. |

Thursday, November 26

| | |
|-----------------------------|------------|
| Iowa State vs. Texas State | 10:00 a.m. |
| Baylor vs. Cincinnati | 1:00 p.m. |
| Oklahoma vs. Boston College | 3:15 p.m. |

Friday, November 27

| | |
|--------------------------------|------------|
| Iowa State vs. Duke | 12:30 p.m. |
| Oral Roberts at Oklahoma State | 5:00 p.m. |
| Texas Tech vs. Fordham | 6:30 p.m. |
| Norfolk State at K-State | 7:00 p.m. |
| Kansas vs. Northern Illinois | 7:30 p.m. |

Saturday, November 28

| | |
|------------------------------------|------------|
| Iowa State vs. Idaho | 10:00 a.m. |
| Texas-Rio Grande Valley at TCU | 2:00 p.m. |
| Baylor vs. Michigan State, | 4:45 p.m. |
| Oklahoma vs. Boston College | 7:00 p.m. |
| Texas Tech vs. Washington | 8:45 p.m. |
| Kansas vs. SMU/Cal State Fullerton | TBA |

Sunday, November 29

| | |
|---------------------------|-----------|
| Texas at Tennessee (ESPN) | 1:30 p.m. |
| West Virginia vs. Yale | 4:00 p.m. |

Monday, November 30

| | |
|------------------------------------|-----------|
| Washington State at Oklahoma State | 7:00 p.m. |
|------------------------------------|-----------|

Tuesday, December 1

| | |
|---------------------|-----------|
| TCU at Butler (FS2) | 6:00 p.m. |
|---------------------|-----------|

Wednesday, December 2

| | |
|---------------------------------|-----------|
| Abilene Christian at Texas Tech | 5:30 p.m. |
| Rice at Baylor | 6:00 p.m. |
| Iowa State at UNI | 7:00 p.m. |
| Creighton at Kansas (TWSC) | 7:00 p.m. |
| Morehead State at West Virginia | 7:00 p.m. |
| UALR at Oklahoma | 7:00 p.m. |
| Mississippi State at Texas | 7:00 p.m. |

Thursday, December 3

| | |
|-------------------------|-----------|
| UT-Arlington at K-State | 7:00 p.m. |
|-------------------------|-----------|

Friday, December 4

| | |
|------------------------------|-----------|
| Northwestern State at Baylor | 7:00 p.m. |
|------------------------------|-----------|

Saturday, December 5

| | |
|---|------------|
| Texas-Rio Grande Valley at Oklahoma State | 12:00 p.m. |
| K-State at Chicago State | 2:00 p.m. |
| UL-Monroe at TCU | 2:00 p.m. |

Sunday, December 6

| | |
|--------------------------------------|-----------|
| Southern at Iowa State | 2:00 p.m. |
| St. John's at Kansas (TWSC) | 2:00 p.m. |
| Texas at UALR | 2:00 p.m. |
| Grambling State at Baylor | 2:00 p.m. |
| Fairleigh Dickinson at West Virginia | 4:00 p.m. |
| Oklahoma at Washington (PAC 12) | 5:30 p.m. |

Monday, December 7

| | |
|------------------------------------|-----------|
| Texas-Rio Grande Valley at K-State | 7:00 p.m. |
|------------------------------------|-----------|

Wednesday, December 9

| | |
|--------------------------|-----------|
| Idaho at Texas Tech | 5:30 p.m. |
| Oklahoma at Tulsa | 7:00 p.m. |
| Stephen F. Austin at TCU | 7:00 p.m. |

Thursday, December 10

| | |
|-----------------------|-----------|
| UMKC at Kansas (TWSC) | 7:00 p.m. |
|-----------------------|-----------|

Friday, December 11

| | |
|--------------------|-----------|
| Iowa at Iowa State | 7:00 p.m. |
|--------------------|-----------|

Saturday, December 12

| | |
|---------------------------|------------|
| Notre Dame at TCU (FSN) | 11:00 a.m. |
| Texas Tech at Santa Clara | 4:00 p.m. |

Sunday, December 13

| | |
|--|------------|
| Stanford at Texas (ESPN) | 12:00 p.m. |
| UAPB at Iowa State | 12:00 p.m. |
| Navy at Kansas (TWSC) | 1:00 p.m. |
| McNeese State at Baylor | 2:00 p.m. |
| UTSA at Oklahoma | 2:00 p.m. |
| Florida Atlantic at K-State | 4:00 p.m. |
| West Virginia vs. Marshall (Charleston, W.Va.) | 4:00 p.m. |

Monday, December 14

| | |
|----------------------------------|-----------|
| Incarnate Word at Texas Tech | 6:30 p.m. |
| North Carolina at Oklahoma State | 7:00 p.m. |

Wednesday, December 16

| | |
|---------------------------|-----------|
| Canisius at Texas | 7:00 p.m. |
| Longwood at West Virginia | 7:00 p.m. |

Thursday, December 17

| | |
|------------------------|-----------|
| Oral Roberts at Baylor | 7:00 p.m. |
|------------------------|-----------|

Friday, December 18

| | |
|-------------------------------|-----------|
| Grambling State at Texas Tech | 6:30 p.m. |
|-------------------------------|-----------|

Saturday, December 19

| | |
|------------------------------|-----------|
| Baylor vs. Miami | 6:00 p.m. |
| Sam Houston State at K-State | 7:00 p.m. |

Sunday, December 20

| | |
|-----------------------------------|-----------|
| Oklahoma State at South Florida | 1:00 p.m. |
| Texas vs. Arkansas (FS1) | 1:30 p.m. |
| Arkansas-Pine Bluff at Texas Tech | 2:00 p.m. |
| Alcorn State at Iowa State | 2:00 p.m. |

BIG 12 COMPOSITE SCHEDULE

| | |
|------------------------------------|-----------|
| Oklahoma vs. Texas A&M (FS1) | 4:00 p.m. |
| West Virginia vs. James Madison | 4:00 p.m. |
| Washington State at Kansas (TWCSC) | 7:00 p.m. |
| Southern Utah at TCU | TBA |

Monday, December 21

| | |
|-----------------------------|-----------|
| Baylor vs. James Madison | 4:00 p.m. |
| West Virginia vs. Indiana | 6:15 p.m. |
| Western Illinois at K-State | 7:00 p.m. |

Tuesday, December 22

| | |
|-----------------------------------|------------|
| Oklahoma State at Central Florida | 12:00 p.m. |
| Northern Arizona at Iowa State | 2:00 p.m. |
| Oral Roberts at Kansas (TWCSC) | 7:00 p.m. |

Sunday, December 27

| | |
|----------------------------------|-----------|
| Savannah State at Oklahoma State | 2:00 p.m. |
| Sam Houston State at Texas | 2:00 p.m. |

Monday, December 28

| | |
|-----------------------|-----------|
| Elon at West Virginia | 7:00 p.m. |
|-----------------------|-----------|

Wednesday, December 30

| | |
|--------------------------|-----------|
| Baylor at Oklahoma State | 6:00 p.m. |
| TCU at Texas Tech | 6:30 p.m. |
| Iowa State at K-State | 7:00 p.m. |
| Kansas at Oklahoma | 7:00 p.m. |
| Texas at West Virginia | 7:00 p.m. |

Saturday, January 2

| | |
|------------------------------|-----------|
| K-State at TCU | 1:00 p.m. |
| Oklahoma State at Iowa State | 2:00 p.m. |
| Texas Tech at Texas | 7:00 p.m. |

Sunday, January 3

| | |
|--------------------------|-----------|
| West Virginia at Kansas | 3:00 p.m. |
| Oklahoma at Baylor (FS1) | 3:30 p.m. |

Wednesday, January 6

| | |
|------------------------------|-----------|
| Oklahoma at TCU | 6:00 p.m. |
| Oklahoma State at Texas Tech | 6:30 p.m. |
| Baylor at Kansas | 7:00 p.m. |
| Iowa State at Texas | 7:00 p.m. |
| West Virginia at K-State | 8:00 p.m. |

Saturday, January 9

| | |
|-----------------------------|------------|
| TCU at Baylor | 11:00 a.m. |
| Texas at Oklahoma State | 5:00 p.m. |
| Kansas at Iowa State | 7:00 p.m. |
| Texas Tech at West Virginia | 7:00 p.m. |

Sunday, January 10

| | |
|---------------------|-----------|
| K-State at Oklahoma | 1:00 p.m. |
|---------------------|-----------|

Tuesday, January 12

| | |
|-------------------------|-----------|
| West Virginia at Baylor | 7:00 p.m. |
|-------------------------|-----------|

Wednesday, January 13

| | |
|---------------------------|-----------|
| Oklahoma State at K-State | 7:00 p.m. |
| Texas at Kansas | 7:00 p.m. |
| Texas Tech at TCU | 7:00 p.m. |

Saturday, January 16

| | |
|----------------------------|------------|
| Oklahoma at Oklahoma State | 12:00 p.m. |
| Kansas at West Virginia | 7:00 p.m. |
| TCU at K-State | 7:00 p.m. |

Sunday, January 17

| | |
|--------------------------|-----------|
| Baylor at Texas (ESPN2) | 2:00 p.m. |
| Iowa State at Texas Tech | 2:00 p.m. |

Wednesday, January 20

| | |
|------------------------------|------------|
| Texas Tech at Oklahoma | 10:30 a.m. |
| Iowa State at Oklahoma State | 7:00 p.m. |
| K-State at Kansas | 7:00 p.m. |
| Texas at TCU | 7:00 p.m. |

Saturday, January 23

| | |
|----------------------------|------------|
| Oklahoma at Texas | 11:00 a.m. |
| Baylor at Iowa State (FS1) | 12:30 p.m. |

Sunday, January 24

| | |
|--------------------------|------------|
| West Virginia at TCU | 12:00 p.m. |
| K-State at Texas Tech | 2:00 p.m. |
| Oklahoma State at Kansas | 2:00 p.m. |

Wednesday, January 27

| | |
|---------------------------|-----------|
| Kansas at Texas | 7:00 p.m. |
| TCU at Iowa State | 7:00 p.m. |
| Texas Tech at Baylor | 7:00 p.m. |
| West Virginia at Oklahoma | 7:00 p.m. |

Saturday, January 30

| | |
|------------------------------|-----------|
| Oklahoma at Iowa State (FS1) | 1:00 p.m. |
| Baylor at West Virginia | 3:00 p.m. |
| Kansas at Texas Tech | 5:30 p.m. |
| TCU at Oklahoma State | 7:00 p.m. |
| Texas at K-State | 7:00 p.m. |

Tuesday, February 2

| | |
|-----------------------------|-----------|
| West Virginia at Texas Tech | 6:00 p.m. |
| Iowa State at Kansas | 7:00 p.m. |

Wednesday, February 3

| | |
|----------------------------|-----------|
| K-State at Baylor | 7:00 p.m. |
| Oklahoma State at Oklahoma | 7:00 p.m. |

Saturday, February 6

| | |
|---------------------------|-----------|
| K-State at West Virginia | 1:00 p.m. |
| Texas at Iowa State (FS2) | 1:30 p.m. |
| Kansas at Baylor | 2:00 p.m. |
| TCU at Oklahoma | 2:00 p.m. |

Sunday, February 7

| | |
|------------------------------|--------|
| Texas Tech at Oklahoma State | 1 p.m. |
|------------------------------|--------|

Tuesday, February 9

| | |
|---------------------|-----------|
| Oklahoma at K-State | 7:00 p.m. |
|---------------------|-----------|

Wednesday, February 10

| | |
|-----------------------------|-----------|
| Iowa State at West Virginia | 6:00 p.m. |
| Baylor at TCU | 7:00 p.m. |
| Oklahoma State at Texas | 7:00 p.m. |

Saturday, February 13

| | |
|---------------------------------|-----------|
| Iowa State at TCU | 1:00 p.m. |
| Baylor at Texas Tech | 2:00 p.m. |
| West Virginia at Oklahoma State | 5:00 p.m. |
| Kansas at K-State | 7:00 p.m. |

Sunday, February 14

| | |
|-------------------------|-----------|
| Texas at Oklahoma (FS1) | 1:30 p.m. |
|-------------------------|-----------|

Wednesday, February 17

| | |
|---------------------------|-----------|
| Oklahoma at West Virginia | 6:00 p.m. |
| K-State at Texas | 7:00 p.m. |
| Oklahoma State at Baylor | 7:00 p.m. |
| TCU at Kansas | 7:00 p.m. |
| Texas Tech at Iowa State | 7:00 p.m. |

Saturday, February 20

| | |
|------------------------|-----------|
| Oklahoma State at TCU | 1:00 p.m. |
| Iowa State at Baylor | 2:00 p.m. |
| Oklahoma at Kansas | 2:00 p.m. |
| West Virginia at Texas | 7:00 p.m. |

Sunday, February 21

| | |
|-----------------------|-----------|
| Texas Tech at K-State | 2:00 p.m. |
|-----------------------|-----------|

Monday, February 22

| | |
|---------------------------|-----------|
| Baylor at Oklahoma (ESPN) | 8:00 p.m. |
|---------------------------|-----------|

Wednesday, February 24

| | |
|--------------------------|-----------|
| TCU at West Virginia | 6:00 p.m. |
| Texas at Texas Tech | 6:30 p.m. |
| Kansas at Oklahoma State | 7:00 p.m. |
| K-State at Iowa State | 7:00 p.m. |

Saturday, February 27

| | |
|---------------------------------|-----------|
| Iowa State at Oklahoma | 2:00 p.m. |
| Baylor at K-State (FS2) | 3:30 p.m. |
| Oklahoma State at West Virginia | 6:00 p.m. |
| TCU at Texas | 7:00 p.m. |
| Texas Tech at Kansas | 7:00 p.m. |

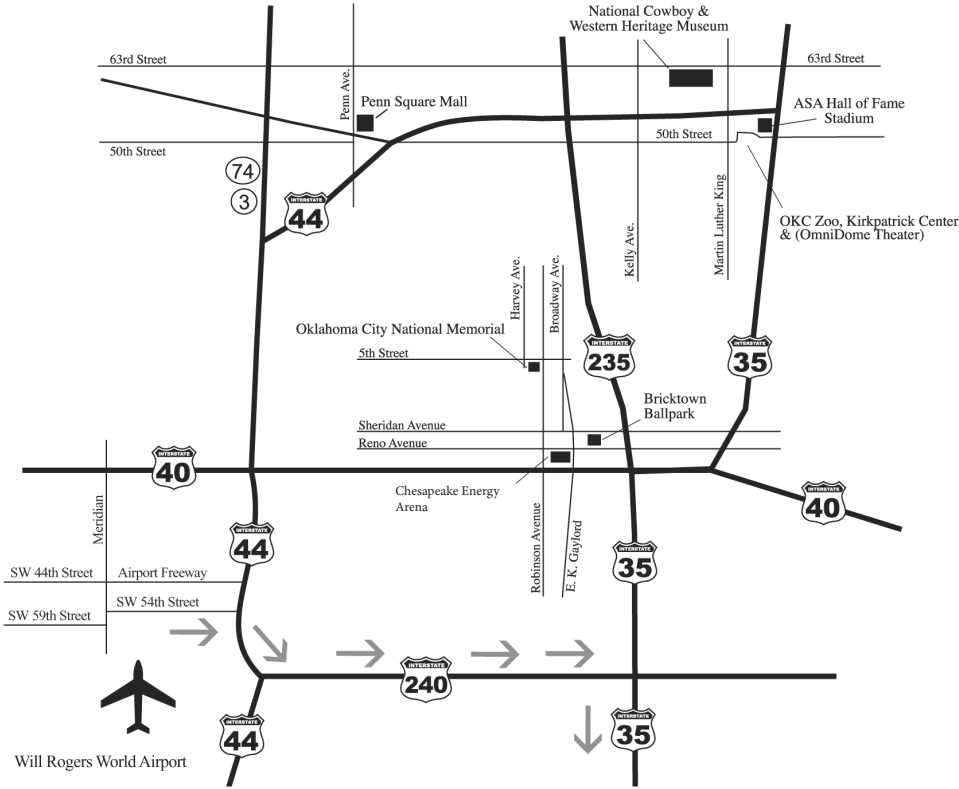
Monday, February 29

| | |
|---------------------------|-----------|
| Kansas at TCU | 6:00 p.m. |
| K-State at Oklahoma State | 8:00 p.m. |
| Texas at Baylor (FS1) | 8:00 p.m. |

Tuesday, March 1

| | |
|-----------------------------|-----------|
| Oklahoma at Texas Tech | 6:30 p.m. |
| West Virginia at Iowa State | 7:00 p.m. |

MAPS & DIRECTIONS

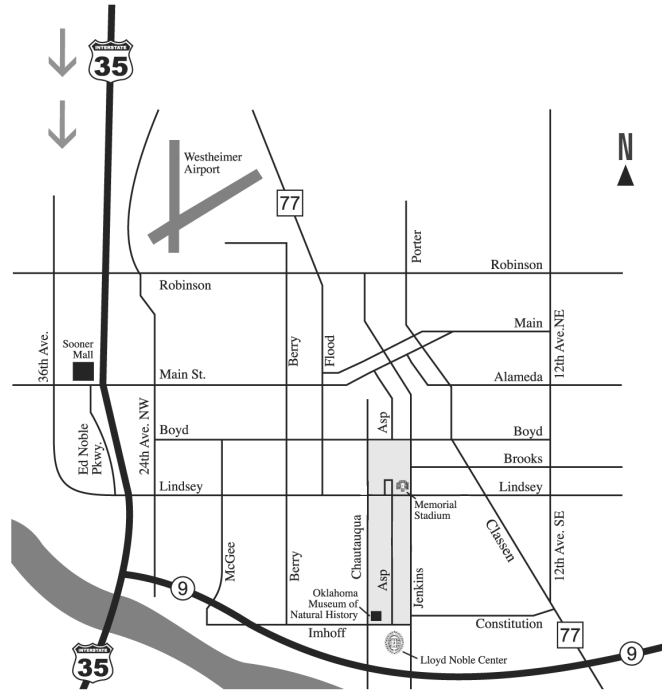


TO NORMAN FROM WILL ROGERS AIRPORT (OKLAHOMA CITY)

Follow directions from airport terminal to I-44. Travel west on I-44 (towards Lawton). Merge to I-240 East. Take Exit 4A (I-35 South). Norman is 17 miles south of the airport.

TO LLOYD NOBLE CENTER

From I-35, take the Hwy. 9 East exit in Norman. Proceed approximately three miles and take a left on Chautauqua Ave. Lloyd Noble Center is just ahead on the right. Use the first entrance to access media parking (park near the practice courts on the south end of the arena).



NORMAN HOTEL INFORMATION (AREA CODE 405)

| | | | | | |
|----------------------------|----------------------------|----------|----------------------------------|-----------------------------|----------|
| Courtyard by Marriott..... | 770 Copperfield Dr. | 701-8900 | Holiday Inn..... | 1000 N. Interstate Dr. | 364-2882 |
| Embassy Suites..... | 2501 Conference Dr. | 364-8040 | La Quinta..... | 930 Ed Noble Dr..... | 579-4000 |
| Fairfield Inn..... | 301 Norman Center Ct. | 447-1661 | Residence Inn by Marriott | 2681 Jefferson St. | 366-0900 |
| Hampton Inn..... | 309 Norman Center Ct. | 366-2100 | Sooner Hotel & Suites..... | 300 Kellogg Dr..... | 329-2270 |
| Hilton Garden Inn..... | 700 Copperfield Dr. | 579-0100 | Sooner Legends Inn & Suites..... | 1200 24th Ave. SW | 701-8100 |

FAST BREAK CLUB/SOONER STILETTOS

FAST BREAK CLUB



Everyone knows that championships are won through hard work and determination, but another component to achieving athletic success is a loyal fan base that supports the program on and off the court. The Fast Break Club serves that purpose for the OU women's basketball program.

Founded just prior to the beginning of the Sherri Coale Era by a handful of loyal fans, the FBC has grown to a membership in excess of 500 individual and corporate members. Perhaps the most active booster club in all of OU's athletics programs, the FBC has become known for creating fun and excitement for fans throughout the year and especially during the season. The FBC sponsors bus trips to numerous away games, sells high quality sports apparel and merchandise with the FBC logo and hosts the FBC pregame gathering in the Clinton Lounge at the Lloyd Noble Center before each home game. Additionally, the club has sponsored watch parties for away games featuring such perennial powers as Connecticut, Ohio State and Tennessee as well as the NCAA Selection Show and NCAA Tournament games.



Other events include welcoming the team back to school at the late summer Ice Cream Social, the preseason banquet held at the Lloyd Noble Center, the season-ticket holder scrimmage with a pizza party and autograph session exclusive to FBC members, Sherri Coale luncheons and the annual Sherri Coale golf outing in April.

While the FBC does sponsor numerous member related activities, without a doubt the most important aspect of the organization is its ability to give back to the student-athletes and the women's basketball program. The FBC has funded the team's visits to such destinations as Greece, Hawaii and New York City and assisted in their recent foreign tour to Australia. The FBC has helped improve the look of the Mary Jane Noble Women's Basketball Center by purchasing high-definition televisions and funding the framing of photos along with several other enhancements. The FBC also assists in the endowment for the Marita Hynes Scholarship.

Why Join?

- Become a significant part of a program that has become a national powerhouse.
- Enjoy the special opportunities to meet and visit with the coaches, players and other FBC members.

How to Join...

- Give a tax deductible gift (\$100 minimum) payable to the OU Foundation, designated for women's basketball.
- Membership year runs from July 1 to June 30. For membership information, please call the OU women's basketball office at (405) 325-8322.

Benefits...

- OU women's basketball newsletter
- Thank you letter from head coach Sherri Coale or an OU basketball player plus a signed team picture
- Information on travel packages to follow the team on the road • Opportunities to participate in numerous special events



SOONER STILETTOS

The Sooner Stiletto began in November 2003 to involve female community and business leaders with Oklahoma women's basketball. The idea originated with Sherri Coale's desire to have successful women surrounding her program – in the audience at her games, talking about her program in the community and having women throughout the community to act as role models for her players. This idea grew into a dynamic group of 102 charter members full of energy and enthusiasm and an inaugural year that went above and beyond expectations. Membership continued its growth in year number two, when the group soared to 173 members.

Sooner Stiletto...

- Play a role in enhancing the future of OU women's basketball.
- Form lasting relationships with female student-athletes and community leaders.
- Increase support and awareness of OU women's basketball.
- Enjoy activities with an energetic and dynamic group of women.
- Participate in pre-game activities, luncheons, fashion shows, tailgate parties and National Girls and Women in Sport celebrations.

SOONER STILETTO CAREER NETWORK

One of the most exciting things about being a Sooner Stiletto is having the opportunity to strengthen that link between Division I female student-athletes and women business and community leaders.

The Sooner Stiletto Career Network is a program that matches our student-athletes, who are preparing for careers, with successful women who have experience in a particular field.

Each year the entire team meets individually with the Sooner Stiletto leadership group to discuss career and life plans. As a result of those meetings, the student-athletes are matched up with stilettoes to assist with career and life plans. These matches can result in job shadowing opportunities, internships, mentoring or leadership training. The program we created with the Sooner Stilettoes is a branch of the OU Career Network. The opportunities for the OU student-athletes and the stilettoes are endless. The Sooner Stiletto Career Network is becoming a premier program for which other programs are modeled.

Call the OU women's basketball office for more information, (405) 325-8322.

